



# City of National City

## MONTHLY ACCOUNT STATEMENT

SEPTEMBER 1, 2022 THROUGH SEPTEMBER 30, 2022

### Chandler Team:

For questions about your account, please call (800) 317-4747,  
or contact [operations@chandlerasset.com](mailto:operations@chandlerasset.com)

### Custodian

Bank of New York Mellon  
Lauren Dehner  
(904) 645-1918

**CHANDLER ASSET MANAGEMENT**  
chandlerasset.com

*Information contained herein is confidential. We urge you to compare this statement to the one you receive from your qualified custodian. Please see Important Disclosures.*



**PORTFOLIO CHARACTERISTICS**

Average Modified Duration	2.28
Average Coupon	1.36%
Average Purchase YTM	1.27%
Average Market YTM	4.35%
Average S&P/Moody Rating	AA/Aa1
Average Final Maturity	2.50 yrs
Average Life	2.39 yrs

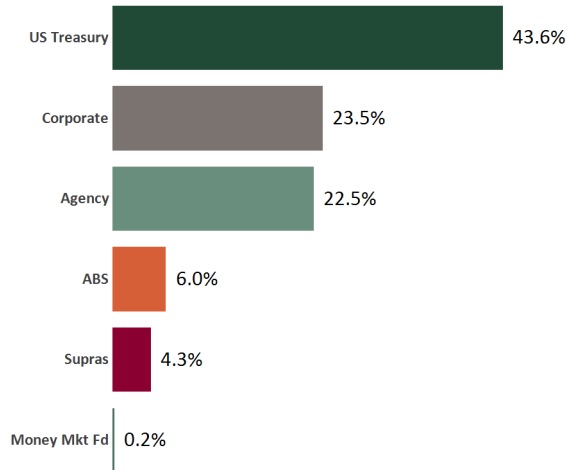
**ACCOUNT SUMMARY**

	Beg. Values as of 8/31/22	End Values as of 9/30/22
Market Value	35,507,650	34,978,483
Accrued Interest	118,499	104,777
<b>Total Market Value</b>	<b>35,626,149</b>	<b>35,083,260</b>
Income Earned	41,440	41,422
Cont/WD		0
Par	37,309,229	37,378,768
Book Value	37,472,292	37,511,841
Cost Value	37,472,292	37,511,841

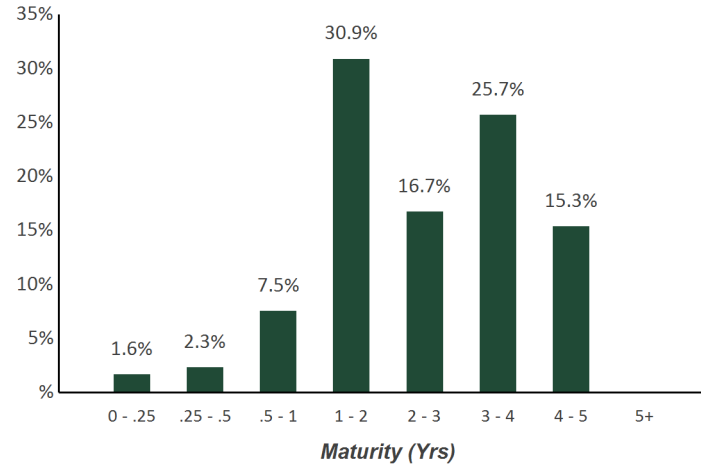
**TOP ISSUERS**

Government of United States	43.6%
Federal Home Loan Mortgage Corp	10.5%
Federal National Mortgage Assoc	6.6%
Federal Home Loan Bank	5.4%
Berkshire Hathaway	2.3%
Intl Bank Recon and Development	2.1%
Deere & Company	1.9%
John Deere ABS	1.8%
<b>Total</b>	<b>74.2%</b>

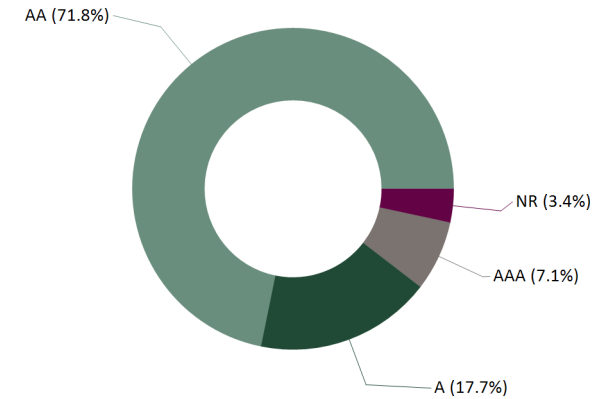
**SECTOR ALLOCATION**



**MATURITY DISTRIBUTION**



**CREDIT QUALITY (S&P)**



**PERFORMANCE REVIEW**

TOTAL RATE OF RETURN	Annualized									
	1M	3M	YTD	1YR	2YRS	3YRS	5YRS	10YRS	2/29/2012	
City of National City	-1.52%	-1.86%	-5.64%	-6.08%	-3.03%	-0.87%	0.45%	0.59%	0.60%	
ICE BofA 1-5 Yr US Treasury & Agency Index*	-1.69%	-2.27%	-6.13%	-6.63%	-3.35%	-1.10%	0.20%	0.42%	0.43%	

\*ICE BofA 1-3 Yr US Treasury & Agency Index to 12/31/2021

# Statement of Compliance

As of September 30, 2022



## City of National City

Assets managed by Chandler Asset Management are in full compliance with state law and with the City's investment policy.

Category	Standard	Comment
U.S. Treasuries	No limitation; Full faith and credit of the U.S. are pledged for the payment of principal and interest	Complies
Federal Agencies	No Limitation; Federal agencies or U.S. government-sponsored enterprise obligations, participations, or other instruments, including those issued or fully guaranteed as to principal and interest by federal agencies or U.S. government sponsored enterprises.	Complies
Supranational Obligations	"AA" rating category or higher by a NRSRO; 30% max; 10% max per issuer; U.S. dollar denominated senior unsecured unsubordinated obligations issued or unconditionally guaranteed by IBRD, IFC, IADB	Complies
Municipal Securities	"A" rating category or better by two NRSROs; 30% max; 5% max per issuer; Include bonds of the City, the State of California, any other state, and any local agency within the State of California; Bonds will be registered in the name of the City or held under a custodial agreement at a bank.	Complies
Corporate Medium Term Notes	"A" rating category or better by at least two NRSROs; 30% max; 5% max per issuer; Issued by corporations organized and operating within the U.S. or by depository institutions licensed by U.S. or any state and operating within the U.S.	Complies
Mortgage Pass-throughs and Asset Backed Securities	"AA" rating category or better by a NRSRO; 20% max	Complies
Negotiable Certificates of Deposit	"A" long-term debt rated or higher by at least two NRSROs; and/or "A1" short-term debt rated or higher by at least two NRSROs; 30% max (including CDARS); 5% max per issuer	Complies
Certificate of Deposit Placement Service (CDARS)	30% max (combination of Certificates of Deposit, including CDARS)	Complies
FDIC insured Time Deposits/ Certificates of Deposit	Non-Negotiable Certificates of Deposit in state or federally chartered banks, savings and loans, or credit unions; The amount per institution is limited to maximum covered under FDIC; 30% max combined certificates of deposit including CDARS	Complies
Banker's Acceptances	"A-1" short-term debt rated or higher by at least two NRSROs; and "A" long-term debt rated by two NRSROs; 40% max; 5% max per issuer; 180 days max maturity	Complies
Commercial Paper	"A-1" short-term rated or higher by at least two NRSROs; and "A" long-term debt rated by two NRSROs; 25% max; 5% max per issuer; 270 days max maturity; Issuer is a corporation organized and operating in the U.S. with assets > \$500 million	Complies
Money Market Mutual Funds	20% max in Money Market Mutual Funds; Registered with SEC under Investment Company Act of 1940 and funds meet either of the following criteria: (i) Highest rating by two NRSROs; or (ii) Retained an investment adviser registered or exempt from SEC registration with > 5 years experience managing money market mutual funds with AUM >\$500 million	Complies
Local Agency Investment Fund (LAIF)	Maximum permitted amount in LAIF; Not used by investment adviser	Complies
Local Government Investment Pool (LGIP)	San Diego County Investment Pool	Complies
Prohibited Securities	Any investment not specifically described in the policy; Inverse floaters; Ranges notes, Mortgage-derived interest-only strips; Zero interest accrual securities if held to maturity; Trading securities for the sole purpose of speculating on the future direction of interest rates; Purchasing or selling securities on margin; Reverse repurchase agreements; Securities lending or any other form of borrowing or leverage; Foreign currency denominated securities	Complies
Callable Securities	20% maximum (does not include "make whole call" securities)	Complies
Maximum Issuer	5% max per issuer, except as noted in Section VIII of the investment policy	Complies
Duration	Approximately equal to duration of the benchmark	Complies
Maximum maturity	5 years	Complies

## Reconciliation Summary

As of September 30, 2022



BOOK VALUE RECONCILIATION		
<b>BEGINNING BOOK VALUE</b>		<b>\$37,472,292.20</b>
<b>Acquisition</b>		
+ Security Purchases	\$580,473.50	
+ Money Market Fund Purchases	\$636,328.20	
+ Money Market Contributions	\$0.00	
+ Security Contributions	\$0.00	
+ Security Transfers	\$0.00	
<b>Total Acquisitions</b>		<b>\$1,216,801.70</b>
<b>Dispositions</b>		
- Security Sales	\$74,867.25	
- Money Market Fund Sales	\$588,251.28	
- MMF Withdrawals	\$0.00	
- Security Withdrawals	\$0.00	
- Security Transfers	\$0.00	
- Other Dispositions	\$0.00	
- Maturities	\$400,000.00	
- Calls	\$0.00	
- Principal Paydowns	\$98,538.26	
<b>Total Dispositions</b>		<b>\$1,161,656.79</b>
<b>Amortization/Accretion</b>		
+/- Net Accretion	\$0.00	
		\$0.00
<b>Gain/Loss on Dispositions</b>		
+/- Realized Gain/Loss	(\$15,595.74)	
		(\$15,595.74)
<b>ENDING BOOK VALUE</b>		<b>\$37,511,841.37</b>

CASH TRANSACTION SUMMARY		
<b>BEGINNING BALANCE</b>		<b>\$22,588.18</b>
<b>Acquisition</b>		
Contributions	\$0.00	
Security Sale Proceeds	\$74,867.25	
Accrued Interest Received	\$463.54	
Interest Received	\$62,044.27	
Dividend Received	\$414.88	
Principal on Maturities	\$400,000.00	
Interest on Maturities	\$0.00	
Calls/Redemption (Principal)	\$0.00	
Interest from Calls/Redemption	\$0.00	
Principal Paydown	\$98,538.26	
<b>Total Acquisitions</b>	<b>\$636,328.20</b>	
<b>Dispositions</b>		
Withdrawals	\$0.00	
Security Purchase	\$580,473.50	
Accrued Interest Paid	\$7,777.78	
<b>Total Dispositions</b>	<b>\$588,251.28</b>	
<b>ENDING BOOK VALUE</b>		<b>\$70,665.10</b>

# Income Earned

As of September 30, 2022



CUSIP	Security Description	Trade Date Settle Date Units	Book Value: Begin Book Value: Acq Book Value: Disp Book Value: End	Prior Accrued Inc. Received Ending Accrued Total Interest	Accr. Of Discount Amort. Of Premium Net Accret/Amort Income Earned	Total Income
<b>FIXED INCOME</b>						
023135BW5	Amazon.com Inc Note 0.45% Due 05/12/2024	05/10/2021 05/12/2021 255,000.00	254,627.70 0.00 0.00 254,627.70	347.44 0.00 443.06 95.62	0.00 0.00 0.00 95.62	95.62
023135CF1	Amazon.com Inc Callable Note Cont 3/13/2027 3.3% Due 04/13/2027	04/11/2022 04/13/2022 205,000.00	204,577.70 0.00 0.00 204,577.70	2,593.25 0.00 3,157.00 563.75	0.00 0.00 0.00 563.75	563.75
037833EB2	Apple Inc Callable Note Cont 1/8/2026 0.7% Due 02/08/2026	01/13/2022 01/18/2022 700,000.00	677,908.00 0.00 0.00 677,908.00	313.06 0.00 721.39 408.33	0.00 0.00 0.00 408.33	408.33
05601XAC3	BMW Vehicle Lease Trust 2022-1 A3 1.1% Due 03/25/2025	01/11/2022 01/19/2022 120,000.00	119,982.06 0.00 0.00 119,982.06	22.00 110.00 22.00 110.00	0.00 0.00 0.00 110.00	110.00
06051GEU9	Bank of America Corp Note 3.3% Due 01/11/2023	12/27/2018 12/31/2018 400,000.00	393,500.00 0.00 0.00 393,500.00	1,833.33 0.00 2,933.33 1,100.00	0.00 0.00 0.00 1,100.00	1,100.00
06368FAC3	Bank of Montreal Note 1.25% Due 09/15/2026	11/18/2021 11/22/2021 500,000.00	491,120.00 0.00 0.00 491,120.00	2,881.94 3,125.00 277.78 520.84	0.00 0.00 0.00 520.84	520.84
06406RAX5	Bank of NY Mellon Corp Callable Note Cont 9/25/2024 0.85% Due 10/25/2024	12/15/2021 12/17/2021 500,000.00	495,325.00 0.00 0.00 495,325.00	1,487.50 0.00 1,841.67 354.17	0.00 0.00 0.00 354.17	354.17
084664CZ2	Berkshire Hathaway Callable Note Cont 2/15/2027 2.3% Due 03/15/2027	03/07/2022 03/15/2022 430,000.00	429,918.30 0.00 0.00 429,918.30	4,560.39 4,945.00 439.56 824.17	0.00 0.00 0.00 824.17	824.17
084670BR8	Berkshire Hathaway Callable Note Cont 1/15/2023 2.75% Due 03/15/2023	08/26/2019 08/28/2019 400,000.00	412,068.00 0.00 0.00 412,068.00	5,072.22 5,500.00 488.89 916.67	0.00 0.00 0.00 916.67	916.67

# Income Earned

As of September 30, 2022



CUSIP	Security Description	Trade Date Settle Date Units	Book Value: Begin Book Value: Acq Book Value: Disp Book Value: End	Prior Accrued Inc. Received Ending Accrued Total Interest	Accr. Of Discount Amort. Of Premium Net Accret/Amort Income Earned	Total Income
09690AAC7	BMW Vehicle Lease Trust 2021-2 A3 0.33% Due 12/26/2024	09/08/2021 09/15/2021 100,000.00	99,989.68 0.00 0.00 99,989.68	5.50 27.50 5.50 27.50	0.00 0.00 0.00 27.50	27.50
14913R2L0	Caterpillar Financial Service Note 0.45% Due 05/17/2024	05/10/2021 05/17/2021 405,000.00	404,457.30 0.00 0.00 404,457.30	526.50 0.00 678.38 151.88	0.00 0.00 0.00 151.88	151.88
24422EUR8	John Deere Capital Corp Note 3.45% Due 01/10/2024	03/14/2019 03/18/2019 400,000.00	408,860.00 0.00 0.00 408,860.00	1,955.00 0.00 3,105.00 1,150.00	0.00 0.00 0.00 1,150.00	1,150.00
24422EVN6	John Deere Capital Corp Note 0.45% Due 01/17/2024	03/01/2021 03/04/2021 275,000.00	274,804.75 0.00 0.00 274,804.75	151.25 0.00 254.38 103.13	0.00 0.00 0.00 103.13	103.13
3130A0F70	FHLB Note 3.375% Due 12/08/2023	01/30/2019 01/31/2019 525,000.00	540,734.25 0.00 0.00 540,734.25	4,085.16 0.00 5,561.72 1,476.56	0.00 0.00 0.00 1,476.56	1,476.56
3130A1XJ2	FHLB Note 2.875% Due 06/14/2024	Various Various 580,000.00	605,009.60 0.00 0.00 605,009.60	3,566.60 0.00 4,956.18 1,389.58	0.00 0.00 0.00 1,389.58	1,389.58
3130A2UW4	FHLB Note 2.875% Due 09/13/2024	10/29/2019 10/30/2019 300,000.00	315,474.00 0.00 0.00 315,474.00	4,025.00 4,312.50 431.25 718.75	0.00 0.00 0.00 718.75	718.75
3130A3KM5	FHLB Note 2.5% Due 12/09/2022	09/10/2019 09/13/2019 500,000.00	591,174.75 0.00 77,109.75 514,065.00	3,274.31 463.54 3,888.89 1,078.12	0.00 0.00 0.00 1,078.12	1,078.12
3135G04Q3	FNMA Note 0.25% Due 05/22/2023	05/20/2020 05/22/2020 645,000.00	643,058.55 0.00 0.00 643,058.55	443.44 0.00 577.81 134.37	0.00 0.00 0.00 134.37	134.37

# Income Earned

As of September 30, 2022



CUSIP	Security Description	Trade Date Settle Date Units	Book Value: Begin Book Value: Acq Book Value: Disp Book Value: End	Prior Accrued Inc. Received Ending Accrued Total Interest	Accr. Of Discount Amort. Of Premium Net Accret/Amort Income Earned	Total Income
3135G05G4	FNMA Note 0.25% Due 07/10/2023	07/08/2020 07/10/2020 560,000.00	558,796.00 0.00 0.00 558,796.00	198.33 0.00 315.00 116.67	0.00 0.00 0.00 116.67	116.67
3135G06H1	FNMA Note 0.25% Due 11/27/2023	11/23/2020 11/25/2020 580,000.00	579,338.80 0.00 0.00 579,338.80	378.61 0.00 499.44 120.83	0.00 0.00 0.00 120.83	120.83
3135G0X24	FNMA Note 1.625% Due 01/07/2025	01/16/2020 01/17/2020 625,000.00	623,050.00 0.00 0.00 623,050.00	1,523.44 0.00 2,369.79 846.35	0.00 0.00 0.00 846.35	846.35
3137EAEP0	FHLMC Note 1.5% Due 02/12/2025	06/04/2020 06/05/2020 625,000.00	652,443.75 0.00 0.00 652,443.75	494.79 0.00 1,276.04 781.25	0.00 0.00 0.00 781.25	781.25
3137EAER6	FHLMC Note 0.375% Due 05/05/2023	05/05/2020 05/07/2020 600,000.00	599,748.00 0.00 0.00 599,748.00	725.00 0.00 912.50 187.50	0.00 0.00 0.00 187.50	187.50
3137EAEV7	FHLMC Note 0.25% Due 08/24/2023	08/27/2020 08/31/2020 900,000.00	899,037.00 0.00 0.00 899,037.00	43.75 0.00 231.25 187.50	0.00 0.00 0.00 187.50	187.50
3137EAEX3	FHLMC Note 0.375% Due 09/23/2025	09/24/2020 09/25/2020 450,000.00	448,857.00 0.00 0.00 448,857.00	740.63 843.75 37.50 140.62	0.00 0.00 0.00 140.62	140.62
3137EAEY1	FHLMC Note 0.125% Due 10/16/2023	10/14/2020 10/16/2020 630,000.00	627,650.10 0.00 0.00 627,650.10	295.31 0.00 360.94 65.63	0.00 0.00 0.00 65.63	65.63
3137EAEZ8	FHLMC Note 0.25% Due 11/06/2023	11/17/2020 11/18/2020 650,000.00	649,467.00 0.00 0.00 649,467.00	519.10 0.00 654.51 135.41	0.00 0.00 0.00 135.41	135.41

# Income Earned

As of September 30, 2022



CUSIP	Security Description	Trade Date Settle Date Units	Book Value: Begin Book Value: Acq Book Value: Disp Book Value: End	Prior Accrued Inc. Received Ending Accrued Total Interest	Accr. Of Discount Amort. Of Premium Net Accret/Amort Income Earned	Total Income
43813GAC5	Honda Auto Receivables Trust 2021-1 A3 0.27% Due 04/21/2025	02/17/2021 02/24/2021 69,734.18	74,875.10 0.00 5,142.20 69,732.90	5.62 16.85 5.23 16.46	0.00 0.00 0.00 16.46	16.46
43813KAC6	Honda Auto Receivables Trust 2020-3 A3 0.37% Due 10/18/2024	09/22/2020 09/29/2020 164,864.55	179,215.65 0.00 14,375.32 164,840.33	23.95 55.27 22.03 53.35	0.00 0.00 0.00 53.35	53.35
43813RAC1	Honda Auto Receivables 2020-1 A3 1.61% Due 04/22/2024	02/19/2020 02/26/2020 25,460.14	28,848.33 0.00 3,393.18 25,455.15	12.90 38.71 11.39 37.20	0.00 0.00 0.00 37.20	37.20
43815BAC4	Honda Auto Receivables Trust 2022-1 A3 1.88% Due 05/15/2026	02/15/2022 02/23/2022 195,000.00	194,970.67 0.00 0.00 194,970.67	162.93 305.50 162.93 305.50	0.00 0.00 0.00 305.50	305.50
43815GAC3	Honda Auto Receivables Trust 2021-4 A3 0.88% Due 01/21/2026	11/16/2021 11/24/2021 120,000.00	119,974.70 0.00 0.00 119,974.70	29.33 88.00 29.33 88.00	0.00 0.00 0.00 88.00	88.00
43815NAC8	Honda Auto Receivables Trust 2019-3 A3 1.78% Due 08/15/2023	08/20/2019 08/27/2019 6,792.85	11,139.44 0.00 4,346.64 6,792.80	8.81 16.52 5.37 13.08	0.00 0.00 0.00 13.08	13.08
4581X0DZ8	Inter-American Dev Bank Note 0.5% Due 09/23/2024	09/15/2021 09/23/2021 505,000.00	504,626.30 0.00 0.00 504,626.30	1,108.19 1,262.50 56.11 210.42	0.00 0.00 0.00 210.42	210.42
459058GQ0	Intl. Bank Recon & Development Note 2.5% Due 03/19/2024	01/26/2021 01/28/2021 450,000.00	481,473.00 0.00 0.00 481,473.00	5,062.50 5,625.00 375.00 937.50	0.00 0.00 0.00 937.50	937.50
459058JM6	Intl. Bank Recon & Development Note 0.25% Due 11/24/2023	11/17/2020 11/24/2020 320,000.00	319,312.00 0.00 0.00 319,312.00	215.56 0.00 282.22 66.66	0.00 0.00 0.00 66.66	66.66



# Income Earned

As of September 30, 2022



CUSIP	Security Description	Trade Date Settle Date Units	Book Value: Begin Book Value: Acq Book Value: Disp Book Value: End	Prior Accrued Inc. Received Ending Accrued Total Interest	Accr. Of Discount Amort. Of Premium Net Accret/Amort Income Earned	Total Income
45950KCR9	International Finance Corp Note 1.375% Due 10/16/2024	07/12/2021 07/14/2021 300,000.00	308,070.00 0.00 0.00 308,070.00	1,546.88 0.00 1,890.63 343.75	0.00 0.00 0.00 343.75	343.75
46625HJE1	JP Morgan Chase Note Due 09/23/2022	12/19/2019 12/24/2019 0.00	413,076.00 0.00 413,076.00 0.00	5,705.56 6,500.00 0.00 794.44	0.00 0.00 0.00 794.44	794.44
477870AC3	John Deere Owner Trust 2019-B A3 2.21% Due 12/15/2023	07/16/2019 07/24/2019 6,504.92	8,770.62 0.00 2,267.08 6,503.54	8.62 16.16 6.39 13.93	0.00 0.00 0.00 13.93	13.93
47787JAC2	John Deere Owner Trust 2022-A A3 2.32% Due 09/16/2026	03/10/2022 03/16/2022 150,000.00	149,966.82 0.00 0.00 149,966.82	154.67 290.00 154.67 290.00	0.00 0.00 0.00 290.00	290.00
47787NAC3	John Deere Owner Trust 2020-B A3 0.51% Due 11/15/2024	07/14/2020 07/22/2020 37,278.88	40,329.03 0.00 3,055.83 37,273.20	9.14 17.14 8.45 16.45	0.00 0.00 0.00 16.45	16.45
47788UAC6	John Deere Owner Trust 2021-A A3 0.36% Due 09/15/2025	03/02/2021 03/10/2021 115,000.00	114,977.90 0.00 0.00 114,977.90	18.40 34.50 18.40 34.50	0.00 0.00 0.00 34.50	34.50
47789KAC7	John Deere Owner Trust 2020-A A3 1.1% Due 08/15/2024	03/04/2020 03/11/2020 61,232.73	68,294.48 0.00 7,065.49 61,228.99	33.39 62.61 29.94 59.16	0.00 0.00 0.00 59.16	59.16
47789QAC4	John Deere Owner Trust 2021-B A3 0.52% Due 03/16/2026	07/13/2021 07/21/2021 135,000.00	134,987.96 0.00 0.00 134,987.96	31.20 58.50 31.20 58.50	0.00 0.00 0.00 58.50	58.50
47800AAC4	John Deere Owner Trust 2022-B A3 3.74% Due 02/16/2027	07/12/2022 07/20/2022 155,000.00	154,985.20 0.00 0.00 154,985.20	660.21 885.65 257.64 483.08	0.00 0.00 0.00 483.08	483.08

## Income Earned

As of September 30, 2022



CUSIP	Security Description	Trade Date Settle Date Units	Book Value: Begin Book Value: Acq Book Value: Disp Book Value: End	Prior Accrued Inc. Received Ending Accrued Total Interest	Accr. Of Discount Amort. Of Premium Net Accret/Amort Income Earned	Total Income
58769KAD6	Mercedes-Benz Auto Lease Trust 2021-B A3 0.4% Due 11/15/2024	06/22/2021 06/29/2021 155,000.00	154,988.30 0.00 0.00 154,988.30	27.56 51.67 27.56 51.67	0.00 0.00 0.00 51.67	51.67
61747YET8	Morgan Stanley Callable Note Cont 7/17/2025 4.679% Due 07/17/2026	07/18/2022 07/20/2022 205,000.00	205,000.00 0.00 0.00 205,000.00	1,092.42 0.00 1,891.75 799.33	0.00 0.00 0.00 799.33	799.33
65479JAD5	Nissan Auto Receivables Owner 2019-C A3 1.93% Due 07/15/2024	10/16/2019 10/23/2019 79,821.59	94,301.82 0.00 14,484.44 79,817.38	80.89 151.68 68.47 139.26	0.00 0.00 0.00 139.26	139.26
665859AW4	Northern Trust Company Callable Note Cont 4/10/2027 4% Due 05/10/2027	09/28/2022 09/30/2022 500,000.00	0.00 485,540.00 0.00 485,540.00	0.00 (7,777.78) 7,833.33 55.55	0.00 0.00 0.00 55.55	55.55
69371RR40	Paccar Financial Corp Note 0.5% Due 08/09/2024	08/03/2021 08/09/2021 155,000.00	154,916.30 0.00 0.00 154,916.30	47.36 0.00 111.94 64.58	0.00 0.00 0.00 64.58	64.58
78015K7H1	Royal Bank of Canada Note 1.15% Due 06/10/2025	11/16/2021 11/18/2021 500,000.00	496,035.00 0.00 0.00 496,035.00	1,293.75 0.00 1,772.92 479.17	0.00 0.00 0.00 479.17	479.17
79466LAG9	Salesforce.com Inc Callable Note Cont 7/15/2022 0.625% Due 07/15/2024	06/29/2021 07/12/2021 65,000.00	64,966.85 0.00 0.00 64,966.85	51.91 0.00 85.76 33.85	0.00 0.00 0.00 33.85	33.85
808513BN4	Charles Schwab Corp Callable Note Cont 2/18/2024 0.75% Due 03/18/2024	Various Various 485,000.00	487,196.50 0.00 0.00 487,196.50	1,646.98 1,818.75 131.35 303.12	0.00 0.00 0.00 303.12	303.12
808513BY0	Charles Schwab Corp Callable Note Cont 2/3/2027 2.45% Due 03/03/2027	03/01/2022 03/03/2022 80,000.00	79,913.60 0.00 0.00 79,913.60	969.11 980.00 152.44 163.33	0.00 0.00 0.00 163.33	163.33

# Income Earned

As of September 30, 2022



CUSIP	Security Description	Trade Date Settle Date Units	Book Value: Begin Book Value: Acq Book Value: Disp Book Value: End	Prior Accrued Inc. Received Ending Accrued Total Interest	Accr. Of Discount Amort. Of Premium Net Accret/Amort Income Earned	Total Income
857477BR3	State Street Bank Callable Note Cont 2/6/2025 1.746% Due 02/06/2026	02/02/2022 02/07/2022 125,000.00	125,000.00 0.00 0.00 125,000.00	151.56 0.00 333.44 181.88	0.00 0.00 0.00 181.88	181.88
87612EBM7	Target Corp Callable Note Cont 12/15/2026 1.95% Due 01/15/2027	01/19/2022 01/24/2022 215,000.00	214,634.50 0.00 0.00 214,634.50	535.71 0.00 885.08 349.37	0.00 0.00 0.00 349.37	349.37
89114TZG0	Toronto-Dominion Bank Note 1.25% Due 09/10/2026	11/17/2021 11/19/2021 500,000.00	489,720.00 0.00 0.00 489,720.00	2,968.75 3,125.00 364.58 520.83	0.00 0.00 0.00 520.83	520.83
89232HAC9	Toyota Auto Receivable Own 2020-A A3 1.66% Due 05/15/2024	06/17/2020 06/19/2020 78,813.83	93,383.80 0.00 12,753.56 80,630.24	67.34 126.27 58.15 117.08	0.00 0.00 0.00 117.08	117.08
89236TFS9	Toyota Motor Credit Corp Note 3.35% Due 01/08/2024	05/20/2019 05/22/2019 400,000.00	411,444.00 0.00 0.00 411,444.00	1,972.78 0.00 3,089.44 1,116.66	0.00 0.00 0.00 1,116.66	1,116.66
89236XAC0	Toyota Auto Receivables 2020-D A3 0.35% Due 01/15/2025	10/06/2020 10/13/2020 63,346.63	69,554.99 0.00 6,220.16 63,334.83	10.82 20.29 9.85 19.32	0.00 0.00 0.00 19.32	19.32
89237VAB5	Toyota Auto Receivables Trust 2020-C A3 0.44% Due 10/15/2024	07/21/2020 07/27/2020 79,161.53	87,520.92 0.00 8,365.48 79,155.44	17.12 32.09 15.48 30.45	0.00 0.00 0.00 30.45	30.45
89240BAC2	Toyota Auto Receivables Owners 2021-A A3 0.26% Due 05/15/2025	02/02/2021 02/08/2021 245,090.70	262,391.33 0.00 17,346.12 245,045.21	30.33 56.86 28.32 54.85	0.00 0.00 0.00 54.85	54.85
91159HHX1	US Bancorp Callable Note Cont 6/28/2024 2.4% Due 07/30/2024	03/25/2021 03/29/2021 450,000.00	475,276.50 0.00 0.00 475,276.50	930.00 0.00 1,830.00 900.00	0.00 0.00 0.00 900.00	900.00

# Income Earned

As of September 30, 2022



CUSIP	Security Description	Trade Date Settle Date Units	Book Value: Begin Book Value: Acq Book Value: Disp Book Value: End	Prior Accrued Inc. Received Ending Accrued Total Interest	Accr. Of Discount Amort. Of Premium Net Accret/Amort Income Earned	Total Income
9128282A7	US Treasury Note 1.5% Due 08/15/2026	Various Various 1,000,000.00	1,019,062.50 0.00 0.00 1,019,062.50	692.94 0.00 1,915.76 1,222.82	0.00 0.00 0.00 1,222.82	1,222.82
9128284Z0	US Treasury Note 2.75% Due 08/31/2025	06/17/2021 06/18/2021 675,000.00	732,111.33 0.00 0.00 732,111.33	51.28 0.00 1,589.61 1,538.33	0.00 0.00 0.00 1,538.33	1,538.33
9128286L9	US Treasury Note 2.25% Due 03/31/2026	10/25/2021 10/26/2021 1,000,000.00	1,050,234.38 0.00 0.00 1,050,234.38	9,467.21 11,250.00 61.81 1,844.60	0.00 0.00 0.00 1,844.60	1,844.60
912828P46	US Treasury Note 1.625% Due 02/15/2026	Various Various 1,300,000.00	1,303,801.76 0.00 0.00 1,303,801.76	975.88 0.00 2,698.03 1,722.15	0.00 0.00 0.00 1,722.15	1,722.15
912828R36	US Treasury Note 1.625% Due 05/15/2026	10/25/2021 10/26/2021 1,000,000.00	1,022,500.00 0.00 0.00 1,022,500.00	4,813.18 0.00 6,137.91 1,324.73	0.00 0.00 0.00 1,324.73	1,324.73
912828V98	US Treasury Note 2.25% Due 02/15/2027	03/29/2022 03/30/2022 360,000.00	355,387.50 0.00 0.00 355,387.50	374.18 0.00 1,034.51 660.33	0.00 0.00 0.00 660.33	660.33
912828WE6	US Treasury Note 2.75% Due 11/15/2023	07/22/2019 07/23/2019 600,000.00	624,000.00 0.00 0.00 624,000.00	4,887.23 0.00 6,232.34 1,345.11	0.00 0.00 0.00 1,345.11	1,345.11
912828ZT0	US Treasury Note 0.25% Due 05/31/2025	02/25/2021 02/26/2021 675,000.00	665,112.30 0.00 0.00 665,112.30	428.79 0.00 567.11 138.32	0.00 0.00 0.00 138.32	138.32
91282CAM3	US Treasury Note 0.25% Due 09/30/2025	Various Various 1,000,000.00	970,800.79 0.00 0.00 970,800.79	1,051.92 1,250.00 6.86 204.94	0.00 0.00 0.00 204.94	204.94

# Income Earned

As of September 30, 2022



CUSIP	Security Description	Trade Date Settle Date Units	Book Value: Begin Book Value: Acq Book Value: Disp Book Value: End	Prior Accrued Inc. Received Ending Accrued Total Interest	Accr. Of Discount Amort. Of Premium Net Accret/Amort Income Earned	Total Income
91282CAT8	US Treasury Note 0.25% Due 10/31/2025	11/29/2021 11/30/2021 650,000.00	629,535.16 0.00 0.00 629,535.16	547.55 0.00 680.03 132.48	0.00 0.00 0.00 132.48	132.48
91282CAZ4	US Treasury Note 0.375% Due 11/30/2025	Various Various 800,000.00	780,535.15 0.00 0.00 780,535.15	762.29 0.00 1,008.19 245.90	0.00 0.00 0.00 245.90	245.90
91282CBA8	US Treasury Note 0.125% Due 12/15/2023	12/28/2020 12/29/2020 700,000.00	698,824.22 0.00 0.00 698,824.22	186.48 0.00 258.20 71.72	0.00 0.00 0.00 71.72	71.72
91282CBE0	US Treasury Note 0.125% Due 01/15/2024	01/28/2021 01/29/2021 550,000.00	548,990.23 0.00 0.00 548,990.23	89.67 0.00 145.72 56.05	0.00 0.00 0.00 56.05	56.05
91282CBV2	US Treasury Note 0.375% Due 04/15/2024	04/29/2021 04/30/2021 650,000.00	650,583.98 0.00 0.00 650,583.98	925.72 0.00 1,125.51 199.79	0.00 0.00 0.00 199.79	199.79
91282CCG4	US Treasury Note 0.25% Due 06/15/2024	06/24/2021 06/25/2021 300,000.00	298,160.16 0.00 0.00 298,160.16	159.84 0.00 221.31 61.47	0.00 0.00 0.00 61.47	61.47
91282CCT6	US Treasury Note 0.375% Due 08/15/2024	12/15/2021 12/16/2021 800,000.00	789,000.00 0.00 0.00 789,000.00	138.59 0.00 383.15 244.56	0.00 0.00 0.00 244.56	244.56
91282CDG3	US Treasury Note 1.125% Due 10/31/2026	11/18/2021 11/19/2021 1,000,000.00	995,507.81 0.00 0.00 995,507.81	3,790.76 0.00 4,707.88 917.12	0.00 0.00 0.00 917.12	917.12
91282CDH1	US Treasury Note 0.75% Due 11/15/2024	11/29/2021 11/30/2021 650,000.00	648,324.22 0.00 0.00 648,324.22	1,443.95 0.00 1,841.37 397.42	0.00 0.00 0.00 397.42	397.42

# Income Earned

As of September 30, 2022



CUSIP	Security Description	Trade Date Settle Date Units	Book Value: Begin Book Value: Acq Book Value: Disp Book Value: End	Prior Accrued Inc. Received Ending Accrued Total Interest	Accr. Of Discount Amort. Of Premium Net Accret/Amort Income Earned	Total Income
91282CDK4	US Treasury Note 1.25% Due 11/30/2026	12/22/2021 12/23/2021 1,000,000.00	1,001,601.56 0.00 0.00 1,001,601.56	3,176.23 0.00 4,200.82 1,024.59	0.00 0.00 0.00 1,024.59	1,024.59
91282CEF4	US Treasury Note 2.5% Due 03/31/2027	05/25/2022 05/26/2022 690,000.00	682,722.66 0.00 0.00 682,722.66	7,258.20 8,625.00 47.39 1,414.19	0.00 0.00 0.00 1,414.19	1,414.19
91282CET4	US Treasury Note 2.625% Due 05/31/2027	06/21/2022 06/22/2022 850,000.00	820,847.66 0.00 0.00 820,847.66	5,669.57 0.00 7,498.46 1,828.89	0.00 0.00 0.00 1,828.89	1,828.89
91282CFB2	US Treasury Note 2.75% Due 07/31/2027	08/30/2022 08/31/2022 325,000.00	317,001.95 0.00 0.00 317,001.95	777.17 0.00 1,505.77 728.60	0.00 0.00 0.00 728.60	728.60
91324PEC2	United Health Group Inc Callable Note Cont 4/15/2026 1.15% Due 05/15/2026	11/24/2021 11/29/2021 500,000.00	490,095.00 0.00 0.00 490,095.00	1,693.06 0.00 2,172.22 479.16	0.00 0.00 0.00 479.16	479.16
931142ER0	Wal-Mart Stores Callable Note Cont 08/17/2026 1.05% Due 09/17/2026	09/08/2021 09/17/2021 80,000.00	79,848.80 0.00 0.00 79,848.80	382.67 420.00 32.67 70.00	0.00 0.00 0.00 70.00	70.00
931142EW9	Wal-Mart Stores Note 3.9% Due 09/09/2025	09/06/2022 09/09/2022 95,000.00	0.00 94,933.50 0.00 94,933.50	0.00 0.00 226.42 226.42	0.00 0.00 0.00 226.42	226.42
			<b>37,449,704.02</b>	<b>118,499.46</b>	<b>0.00</b>	
			<b>580,473.50</b>	<b>54,730.03</b>	<b>0.00</b>	
			<b>589,001.25</b>	<b>104,776.60</b>	<b>0.00</b>	
<b>Total Fixed Income</b>		<b>37,308,102.53</b>	<b>37,441,176.27</b>	<b>41,007.17</b>	<b>41,007.17</b>	<b>41,007.17</b>



**COUNTY OF SAN DIEGO INVESTMENT POOL**  
**TREASURY INVESTMENT RESULTS**

**Sep**  
**2022**

# PARTICIPANT CASH BALANCES

## County of San Diego Pooled Money Fund

As of September 30, 2022

(\$000)

PARTICIPANT	FMV 07/31/22	FMV 08/31/22	FMV 09/30/22	% of Total	PARTICIPANT	FMV 07/31/22	FMV 08/31/22	FMV 09/30/22	% of Total
<b>COUNTY</b>	1,565,065	1,584,970	1,549,094	14.11%	Lakeside FPD	10,568	9,329	9,125	0.08%
<b>COUNTY - SPECIAL TRUST FUNDS</b>	2,040,930	1,839,572	1,849,445	16.85%	Leucadia Wastewater District	2,956	2,929	993	0.01%
<b>NON-COUNTY INVESTMENT FUNDS</b>	135,556	137,456	108,218	0.99%	Lower Sweetwater FPD	648	526	524	0.00%
<b>SCHOOLS - (K THRU 12)</b>	5,970,571	5,361,904	5,252,374	47.86%	Metropolitan Transit System	35,410	65,552	88,670	0.81%
					Mission Resource Conservation District	116	113	112	0.00%
<b>COMMUNITY COLLEGES</b>					North County Transit District	34,535	29,421	31,967	0.29%
San Diego	263,184	180,016	193,054	1.77%	North County Cemetery District	9,038	9,034	8,669	0.08%
Grossmont-Cuyamaca	221,712	192,858	195,834	1.78%	North County Dispatch	5,578	5,050	4,692	0.04%
MiraCosta	295,580	268,538	248,621	2.27%	North County FPD	5,137	4,146	4,640	0.04%
Palomar	277,090	246,858	251,464	2.29%	Otay Water District	55,220	54,723	42,713	0.39%
Southwestern	404,041	357,163	350,030	3.19%	Palomar Health	0	0	0	0.00%
<b>Total Community Colleges</b>	<b>1,461,608</b>	<b>1,245,433</b>	<b>1,239,003</b>	<b>11.29%</b>	Pomerado Cemetery District	2,324	2,336	2,218	0.02%
<b>FIRST 5 COMMISSION</b>	44,488	43,618	38,210	0.35%	Public Agencies Self-Insurance System	3,434	3,404	3,368	0.03%
<b>SDCERA</b>	2,091	7,738	7,542	0.07%	Ramona Cemetery District	1,039	971	1,084	0.01%
<b>CITIES</b>					Rancho Santa Fe FPD	10,634	9,991	8,797	0.08%
Chula Vista	31,313	31,042	30,712	0.28%	Resource Conservation District of Greater SD*	0	0	0	0.00%
Coronado	92,321	86,749	85,830	0.78%	Rincon del Diablo Municipal Water District	6,704	6,644	6,574	0.06%
Del Mar	2,720	2,696	2,667	0.02%	SANDAG	36,017	34,760	29,824	0.27%
Encinitas	1,196	1,185	1,173	0.01%	SD County Regional Airport Authority	362,863	335,778	324,338	2.96%
National City	35,682	35,364	34,989	0.32%	San Diego Housing Commission	21,736	21,543	21,314	0.19%
Oceanside*	0	0	0	0.00%	San Diego Geographic Information Source	597	595	413	0.00%
Solana Beach*	0	0	0	0.00%	San Diego Law Library	5,371	5,354	5,207	0.05%
Vista	1,192	1,228	72	0.00%	San Diego Local Agency Formation Comm	1,562	2,590	2,696	0.02%
<b>INDEPENDENT AGENCIES</b>					San Diego Regional Training Center	639	1,099	877	0.01%
Air Pollution Control District	95,492	92,886	88,917	0.81%	San Dieguito River Park	445	323	827	0.01%
Alpine FPD	2,734	2,322	1,960	0.02%	San Marcos FPD	1	1	1	0.00%
Bonita-Sunnyside FPD	6,185	5,793	5,278	0.05%	San Miguel Consolidated FPD	22,867	21,350	19,677	0.18%
Borrego Springs FPD	1,186	1,118	963	0.01%	Santa Fe Irrigation District	4,425	4,386	4,339	0.04%
Canebrake County Water District	54	53	53	0.00%	Upper San Luis Rey Resource Conserv Dist	87	87	86	0.00%
Deer Springs FPD	13,261	13,151	13,005	0.12%	Vallecitos Water District	5,436	5,387	5,330	0.05%
Grossmont Healthcare District	2	2	2	0.00%	Valley Center FPD	2,402	2,150	1,496	0.01%
Julian-Cuyamaca FPD	22	23	22	0.00%	Valley Center Cemetery District	461	457	453	0.00%
Lake Cuyamaca Rec & Park District	330	279	229	0.00%	Valley Center Water District	30,550	29,964	29,162	0.27%
					Vista FPD	5,094	5,049	4,995	0.05%
					Whispering Palms Community Services District*	0	0	0	0.00%
					<b>Total Voluntary Participants</b>	<b>1,014,165</b>	<b>1,000,291</b>	<b>976,805</b>	<b>8.90%</b>
					<b>Pooled Money Fund Total</b>	<b>\$ 12,187,896</b>	<b>\$ 11,169,626</b>	<b>\$ 10,974,939</b>	<b>100.00%</b>

\* Footnote: The Oracle ending balances for these pool participants are under \$500. Due to rounding, the FMV will show as zero even though there is an Oracle balance.



Below is the market price for September 2022.

<b>National City</b>		<b>Pool YTM: 1.80</b>			
<b>Conversion of Oracle Cash Balance to COSD Pool Market Price</b>					
<b>Month Ended September 30th, 2022</b>					
		Current Month 9/30/2022	Prior Month 8/31/2022	Prior Quarter 6/30/2022	Prior Year 9/30/2021
COSD Pool Market Price		95.251%	96.272%	97.380%	99.421%
COSD Pool Market Value		10,974,939,342	11,169,625,705	13,553,587,684	10,597,466,800
National City percentage of MV share in COSD Pool		0.3188%	0.3166%	0.2633%	0.3422%
<b>Fund Description</b>	<b>Oracle Cash Balance</b>	<b>Market Value</b>	<b>Market Value</b>	<b>Market Value</b>	<b>Market Value</b>
44077 NATIONAL CITY INVESTMENT FUND	36,733,657	34,989,149	35,364,054	35,690,692	36,259,817
<b>Total for National City</b>	<b>36,733,657</b>	<b>34,989,149</b>	<b>35,364,054</b>	<b>35,690,692</b>	<b>36,259,817</b>

Thank you,



**Cameron Urquhart, CFA**  
 Investment Officer  
 San Diego County Treasurer-Tax Collector's Office  
 Phone: 619.685.2547 | Fax: 619.557.4093 | [www.sdttc.com](http://www.sdttc.com)



Below is the market price for August 2022.

<b>National City</b>			<b>Pool YTM: 1.66</b>			
<b>Conversion of Oracle Cash Balance to COSD Pool Market Price</b>						
<b>Month Ended August 31st, 2022</b>						
			<b>Current Month</b>	<b>Prior Month</b>	<b>Prior Quarter</b>	<b>Prior Year</b>
			<b>8/31/2022</b>	<b>7/31/2022</b>	<b>5/31/2022</b>	<b>8/31/2021</b>
	<b>COSD Pool Market Price</b>		<b>96.272%</b>	<b>97.239%</b>	<b>97.705%</b>	<b>100.314%</b>
	<b>COSD Pool Market Value</b>		<b>11,169,625,7</b>	<b>12,187,895,5</b>	<b>13,884,453,7</b>	<b>10,679,810,9</b>
	<b>National City percentage of MV share in COSD Pool</b>		<b>0.3166%</b>	<b>0.2928%</b>	<b>0.2579%</b>	<b>0.3426%</b>
		<b>Oracle Cash Balance</b>	<b>Market Value</b>	<b>Market Value</b>	<b>Market Value</b>	<b>Market Value</b>
<b>Fund</b>	<b>Description</b>					
4407	NATIONAL CITY INVESTMENT					36,585,6
7	FUND	36,733,657	35,364,054	35,682,076	35,809,770	20
	<b>Total for National City</b>	<b>36,733,657</b>	<b>35,364,054</b>	<b>35,682,076</b>	<b>35,809,770</b>	<b>36,585,620</b>

Thank you,



**Cameron Urquhart, CFA**  
 Investment Officer  
 San Diego County Treasurer-Tax Collector's Office  
 Phone: 619.685.2547 | Fax: 619.557.4093 | [www.sdttc.com](http://www.sdttc.com)



Below is the market price for July 2022.

National City Conversion of Oracle Cash Balance to COSD Pool Market Price Month Ended July 31st, 2022		Current Month	Prior Month	Prior Quarter	Prior Year	
		7/31/2022	6/30/2022	4/30/2022	7/31/2021	
COSD Pool Market Price		97.239%	97.380%	97.593%	100.104%	
COSD Pool Market Value		12,187,895,579	13,553,587,684	14,480,992,673	10,935,359,363	
National City percentage of MV share in COSD Pool		0.2928%	0.2633%	0.2470%	0.3338%	
Fund	Description	Oracle Cash Balance	Market Value	Market Value	Market Value	Market Value
	NATIONAL CITY INVESTMENT FUND	36,695,354	35,682,076	35,690,692	35,768,598	36,504,285
	<b>Total for National City</b>	<b>36,695,354</b>	<b>35,682,076</b>	<b>35,690,692</b>	<b>35,768,598</b>	<b>36,504,285</b>

Pool YTM: 1.46

Thank you,



**Cameron Urquhart, CFA**  
 Investment Officer  
 San Diego County Treasurer-Tax Collector's Office  
 Phone: 619.685.2547 | Fax: 619.557.4093 | [www.sdttc.com](http://www.sdttc.com)



# California State Treasurer *Fiona Ma, CPA*



Local Agency Investment Fund  
P.O. Box 942809  
Sacramento, CA 94209-0001  
(916) 653-3001

October 25, 2022

[LAIF Home](#)  
[PMIA Average Monthly Yields](#)

CITY OF NATIONAL CITY

FINANCE DIRECTOR  
1243 NATIONAL CITY BLVD  
NATIONAL CITY, CA 91950-4397

[Tran Type Definitions](#)



September 2022 Statement

### Account Summary

Total Deposit:	0.00	Beginning Balance:	42,578,320.37
Total Withdrawal:	0.00	Ending Balance:	42,578,320.37

# California State Treasurer *Fiona Ma, CPA*



Local Agency Investment Fund  
P.O. Box 942809  
Sacramento, CA 94209-0001  
(916) 653-3001

September 22, 2022

[LAIF Home](#)  
[PMIA Average Monthly Yields](#)

CITY OF NATIONAL CITY

FINANCE DIRECTOR  
1243 NATIONAL CITY BLVD  
NATIONAL CITY, CA 91950-4397

[Tran Type Definitions](#)



August 2022 Statement

### Account Summary

Total Deposit:	0.00	Beginning Balance:	42,578,320.37
Total Withdrawal:	0.00	Ending Balance:	42,578,320.37

California State Treasurer  
**Fiona Ma, CPA**



Local Agency Investment Fund  
 P.O. Box 942809  
 Sacramento, CA 94209-0001  
 (916) 653-3001

September 22, 2022

[LAIF Home](#)  
[PMIA Average Monthly Yields](#)

CITY OF NATIONAL CITY

FINANCE DIRECTOR  
 1243 NATIONAL CITY BLVD  
 NATIONAL CITY, CA 91950-4397

[Tran Type Definitions](#)



July 2022 Statement

Effective Date	Transaction Date	Tran Type	Confirm Number	Web Confirm Number	Authorized Caller	Amount
7/15/2022	7/15/2022	QRD	1709923	N/A	SYSTEM	52,471.93
7/20/2022	7/19/2022	RD	1710416	N/A	RACHELLE BARRERA	14,500,000.00

**Account Summary**

Total Deposit:	14,552,471.93	Beginning Balance:	28,025,848.44
Total Withdrawal:	0.00	Ending Balance:	42,578,320.37



**BETTY T. YEE**  
**California State Controller**

**LOCAL AGENCY INVESTMENT FUND  
 REMITTANCE ADVICE**

Agency Name

NATIONAL CITY

As of 10/14/2022, your Local Agency Investment Fund account has been directly credited with the interest earned on your deposits for the quarter ending 09/30/2022.

Earnings Ratio		.0000369956555327
Interest Rate		1.35%
Dollar Day Total	\$	3,640,970,867.02
Quarter End Principal Balance	\$	42,578,320.37
Quarterly Interest Earned	\$	134,700.10



**State of California**  
**Pooled Money Investment Account**  
**Market Valuation**  
**9/30/2022**

Description	Carrying Cost Plus Accrued Interest Purch.	Amortized Cost	Fair Value	Accrued Interest
United States Treasury:				
Bills	\$ 46,457,160,163.94	\$ 46,657,126,553.35	\$ 46,514,062,000.00	NA
Notes	\$ 101,947,915,596.75	\$ 101,931,736,332.18	\$ 98,369,732,500.00	\$ 237,324,054.50
Federal Agency:				
SBA	\$ 334,748,643.50	\$ 334,663,003.17	\$ 335,043,755.16	\$ 569,406.02
MBS-REMICs	\$ 3,916,682.58	\$ 3,916,682.58	\$ 3,897,852.17	\$ 17,633.20
Debentures	\$ 8,593,591,055.03	\$ 8,592,721,013.39	\$ 8,353,930,850.00	\$ 19,156,465.50
Debentures FR	\$ -	\$ -	\$ -	\$ -
Debentures CL	\$ 2,650,000,000.00	\$ 2,650,000,000.00	\$ 2,574,109,000.00	\$ 18,005,248.00
Discount Notes	\$ 30,277,339,791.63	\$ 30,410,365,854.03	\$ 30,310,774,000.00	NA
Supranational Debentures				
Supranational Debentures	\$ 2,229,190,558.99	\$ 2,229,010,003.43	\$ 2,133,180,400.00	\$ 7,597,861.50
Supranational Debentures FR	\$ -	\$ -	\$ -	\$ -
CDs and YCDs FR				
CDs and YCDs FR	\$ -	\$ -	\$ -	\$ -
Bank Notes	\$ 100,000,000.00	\$ 100,000,000.00	\$ 99,780,349.59	\$ 775,000.00
CDs and YCDs	\$ 14,260,000,000.00	\$ 14,260,000,000.00	\$ 14,229,806,876.24	\$ 76,472,855.58
Commercial Paper	\$ 10,239,348,756.91	\$ 10,295,023,243.07	\$ 10,275,778,388.91	NA
Corporate:				
Bonds FR	\$ -	\$ -	\$ -	\$ -
Bonds	\$ 481,185,800.06	\$ 481,129,063.95	\$ 451,006,190.00	\$ 2,646,445.75
Repurchase Agreements				
Repurchase Agreements	\$ -	\$ -	\$ -	\$ -
Reverse Repurchase				
Reverse Repurchase	\$ -	\$ -	\$ -	\$ -
Time Deposits				
Time Deposits	\$ 4,909,000,000.00	\$ 4,909,000,000.00	\$ 4,909,000,000.00	NA
PMIA & GF Loans				
PMIA & GF Loans	\$ 367,981,000.00	\$ 367,981,000.00	\$ 367,981,000.00	NA
<b>TOTAL</b>	<b>\$ 222,851,378,049.39</b>	<b>\$ 223,222,672,749.15</b>	<b>\$ 218,928,083,162.07</b>	<b>\$ 362,564,970.05</b>

Fair Value Including Accrued Interest

\$ 219,290,648,132.12

Repurchase Agreements, Time Deposits, PMIA & General Fund loans, and Reverse Repurchase agreements are carried at portfolio book value (carrying cost).

The value of each participating dollar equals the fair value divided by the amortized cost (0.980760962). As an example: if an agency has an account balance of \$20,000,000.00, then the agency would report its participation in the LAIF valued at \$19,615,219.23 or \$20,000,000.00 x 0.980760962.





California State Treasurer  
**Fiona Ma, CPA**



[Home](#) | [Open Government](#) | [Careers](#) | [Contact](#) | [Calendar](#)

Search



[Home](#)   [PMIA Home](#)   [Contacts](#)   [Time Deposits](#)   [LAIF](#)

[Home](#) >> [PMIA](#) >>> PMIA Average Monthly Effective Yields



**POOLED MONEY INVESTMENT ACCOUNT**

## PMIA Average Monthly Effective Yields

	Jan	Feb	Mar	Apr	May	Jun	Jul	Aug	Sep	Oct	Nov	Dec
1977	5.770	5.660	5.660	5.650	5.760	5.850	5.930	6.050	6.090	6.090	6.610	6.730
1978	6.920	7.050	7.140	7.270	7.386	7.569	7.652	7.821	7.871	8.110	8.286	8.769
1979	8.777	8.904	8.820	9.082	9.046	9.224	9.202	9.528	9.259	9.814	10.223	10.218
1980	10.980	11.251	11.490	11.480	12.017	11.798	10.206	9.870	9.945	10.056	10.426	10.961
1981	10.987	11.686	11.130	11.475	12.179	11.442	12.346	12.844	12.059	12.397	11.887	11.484
1982	11.683	12.044	11.835	11.773	12.270	11.994	12.235	11.909	11.151	11.111	10.704	10.401
1983	10.251	9.887	9.688	9.868	9.527	9.600	9.879	10.076	10.202	10.182	10.164	10.227
1984	10.312	10.280	10.382	10.594	10.843	11.119	11.355	11.557	11.597	11.681	11.474	11.024
1985	10.579	10.289	10.118	10.025	10.180	9.743	9.656	9.417	9.572	9.482	9.488	9.371
1986	9.252	9.090	8.958	8.621	8.369	8.225	8.141	7.844	7.512	7.586	7.432	7.439
1987	7.365	7.157	7.205	7.044	7.294	7.289	7.464	7.562	7.712	7.825	8.121	8.071
1988	8.078	8.050	7.945	7.940	7.815	7.929	8.089	8.245	8.341	8.397	8.467	8.563
1989	8.698	8.770	8.870	8.992	9.227	9.204	9.056	8.833	8.801	8.771	8.685	8.645
1990	8.571	8.538	8.506	8.497	8.531	8.538	8.517	8.382	8.333	8.321	8.269	8.279
1991	8.164	8.002	7.775	7.666	7.374	7.169	7.098	7.072	6.859	6.719	6.591	6.318
1992	6.122	5.863	5.680	5.692	5.379	5.323	5.235	4.958	4.760	4.730	4.659	4.647
1993	4.678	4.649	4.624	4.605	4.427	4.554	4.438	4.472	4.430	4.380	4.365	4.384
1994	4.359	4.176	4.248	4.333	4.434	4.623	4.823	4.989	5.106	5.243	5.380	5.528
1995	5.612	5.779	5.934	5.960	6.008	5.997	5.972	5.910	5.832	5.784	5.805	5.748
1996	5.698	5.643	5.557	5.538	5.502	5.548	5.587	5.566	5.601	5.601	5.599	5.574
1997	5.583	5.575	5.580	5.612	5.634	5.667	5.679	5.690	5.707	5.705	5.715	5.744
1998	5.742	5.720	5.680	5.672	5.673	5.671	5.652	5.652	5.639	5.557	5.492	5.374
1999	5.265	5.210	5.136	5.119	5.086	5.095	5.178	5.225	5.274	5.391	5.484	5.639
2000	5.760	5.824	5.851	6.014	6.190	6.349	6.443	6.505	6.502	6.517	6.538	6.535
2001	6.372	6.169	5.976	5.760	5.328	4.958	4.635	4.502	4.288	3.785	3.526	3.261
2002	3.068	2.967	2.861	2.845	2.740	2.687	2.714	2.594	2.604	2.487	2.301	2.201
2003	2.103	1.945	1.904	1.858	1.769	1.697	1.653	1.632	1.635	1.596	1.572	1.545
2004	1.528	1.440	1.474	1.445	1.426	1.469	1.604	1.672	1.771	1.890	2.003	2.134
2005	2.264	2.368	2.542	2.724	2.856	2.967	3.083	3.179	3.324	3.458	3.636	3.808
2006	3.955	4.043	4.142	4.305	4.563	4.700	4.849	4.946	5.023	5.098	5.125	5.129
2007	5.156	5.181	5.214	5.222	5.248	5.250	5.255	5.253	5.231	5.137	4.962	4.801
2008	4.620	4.161	3.777	3.400	3.072	2.894	2.787	2.779	2.774	2.709	2.568	2.353
2009	2.046	1.869	1.822	1.607	1.530	1.377	1.035	0.925	0.750	0.646	0.611	0.569
2010	0.558	0.577	0.547	0.588	0.560	0.528	0.531	0.513	0.500	0.480	0.454	0.462
2011	0.538	0.512	0.500	0.588	0.413	0.448	0.381	0.408	0.378	0.385	0.401	0.382
2012	0.385	0.389	0.383	0.367	0.363	0.358	0.363	0.377	0.348	0.340	0.324	0.326
2013	0.300	0.286	0.285	0.264	0.245	0.244	0.267	0.271	0.257	0.266	0.263	0.264
2014	0.244	0.236	0.236	0.233	0.228	0.228	0.244	0.260	0.246	0.261	0.261	0.267
2015	0.262	0.266	0.278	0.283	0.290	0.299	0.320	0.330	0.337	0.357	0.374	0.400
2016	0.446	0.467	0.506	0.525	0.552	0.576	0.588	0.614	0.634	0.654	0.678	0.719
2017	0.751	0.777	0.821	0.884	0.925	0.978	1.051	1.084	1.111	1.143	1.172	1.239
2018	1.350	1.412	1.524	1.661	1.755	1.854	1.944	1.998	2.063	2.144	2.208	2.291
2019	2.355	2.392	2.436	2.445	2.449	2.428	2.379	2.341	2.280	2.190	2.103	2.043
2020	1.967	1.912	1.787	1.648	1.363	1.217	0.920	0.784	0.685	0.620	0.576	0.540

	Jan	Feb	Mar	Apr	May	Jun	Jul	Aug	Sep	Oct	Nov	Dec
2021	0.458	0.407	0.357	0.339	0.315	0.262	0.221	0.221	0.206	0.203	0.203	0.212
2022	0.234	0.278	0.365	0.523	0.684	0.861	1.090	1.276	1.513			

[Home](#) | [Comments](#) | [Disclosure Notice](#) | [Privacy Notice](#) | [Accessibility Statement](#) | [Unclaimed Property](#) | [Site Map](#) | [Download Adobe Reader](#)  
© 2022 California State Treasurer's Office