

EXHIBIT A



ON ACCOUNT



059 - National City
2215 Cleveland Ave
National City, CA, 91950
(619) 419-1780

QUOTE

65785424

**THIS IS A QUOTE ONLY DO NOT SHIP OR
TENDER FUNDS**

Sold To: 10000232194
CITY OF NATIONAL CITY
1243 NATIONAL CITY BLVD
NATIONAL CITY, CA, 91950

Ship To : CITY OF NATIONAL /YARD,10002042985
1243 NATIONAL CITY BLVD
NATIONAL CITY, CA, 91950
Job Site Contact:
Job Site Phone:
Map #:

01:10 PM

Ordered By: ARTURO GONZALEZ

Contact Phone: 619-3364586

Quote Number		Quote Date	Valid Until	Request Date		Sales Person	
65785424		05/02/2025	05/29/2025			Hobson, J	
Terms		Shipping Method	Quote Name	Customer PO		Created By	
N30D		DIRECT SHIP	AVERY TRAFFICJET XPRESS SIGN PRINTER	PENDING		Clause, L	
SEQ	Part#	Description	Ord Quantity	U/M	Price	Amount	
	H/M			Unit WT	COO		
		SOURCEWELL PRICING APPLIED 121218 HDS ***PRICE INCLUDES A SETUP OF EQUIPEMNT AND 3-DAY TRAINING WITH NO FREIGHT FEE*** *****					
10	SP/ADTJX	AVERY DENNISON TRAFFIC JET XPRESS PRINTER THIS ITEM IS SPECIAL ORDER AND MAY BE NON-RETURNABLE OPEN MARKET ITEM	1	EA 500 LBS	\$42,062.00	\$42,062.00	
20	SP/ADMSL	AVERY DENNISON MUTCD SIGN LIBRARY THIS ITEM IS SPECIAL ORDER AND MAY BE NON-RETURNABLE OPEN MARKET ITEM	1	EA 10 LBS	\$2,440.00	\$2,440.00	
30	SP/ADKL	AVERY DENNISON KALA LAMINATOR THIS ITEM IS SPECIAL ORDER AND MAY BE NON-RETURNABLE OPEN MARKET ITEM	1	EA 350 LBS	\$15,075.00	\$15,075.00	
40	FREIGHT	INBOUND FREIGHT OPEN MARKET ITEM	1	USD	\$0.00	\$0.00	

Shipped amount		\$59,577.00
Order charges		\$0.00
Tax amount		\$5,213.00
Lumber Tax rate/amount	1.00%	\$0.00
Quote total		\$64,790.00

Shipped Weight: **860.00** Customer acceptance signature: _____ Date : _____

ALL ITEMS AND QUANTITIES REQUIRE CUSTOMER REVIEW AND APPROVAL
 AVAILABILITY AND LEAD TIMES ARE SUBJECT TO CHANGE
 SPECIAL ORDERED ITEMS ARE SUBJECT TO MANUFACTURER APPROVAL PRIOR TO RETURN.
 QUOTE IS SUBJECT TO EXPIRATION AS INDICATED IN THE ABOVE 05/29/2025 DATE.

The White Cap Family of Brands includes All-Tex Waterproofing Solutions, Harmac, Kenseal, Marvel Building & Masonry Supply, MASONPRO, and Williams Equipment & Supply. Learn more at About.WhiteCap.com.

WHITE CAP RESERVES THE RIGHT TO ADJUST PRICES TO REFLECT THE IMPACT OF ANY TARIFFS, DUTIES, OR SIMILAR GOVERNMENTAL CHARGES IMPOSED OR INCREASED AFTER THE DATE OF THIS QUOTE BUT PRIOR TO EXPIRATION.

TrafficJet™ Xpress

Frequently Asked Questions

TABLE OF CONTENTS

TrafficJet Xpress and what can it do for you

- [What is the Avery Dennison TrafficJet Xpress Digital Print System?](#)
- [What are True Traffic Color Spot Inks?](#)
- [What is the printer warranty?](#)
- [What is the warranty for printed media?](#)
- [What is the size of the printer?](#)

Printer & Software

- [What needs to be purchased in order to set up a TrafficJet Xpress?](#)
- [What design software is compatible with TrafficJet Xpress?](#)
- [What is the expected printer output?](#)

Sheeting & Overlay

- [What reflective media is supported by TrafficJet Xpress?](#)
- [What graphics media is supported by TrafficJet Xpress?](#)
- [What overlay is compatible for traffic applications?](#)
- [How soon can the overlay be applied?](#)

Inks & Adapters

- [What inks are available?](#)

Installation, Training, & Ongoing Service

- [What is the lead time?](#)
- [What to expect after placing an order?](#)
- [What happens at installation?](#)
- [What preparation does the customer need to make in order to operate TrafficJet Xpress?](#)
- [How is service support handled?](#)

Performance

- [How fast can the TrafficJet Xpress print?](#)
- [What advantages does digital printing have over traditional screen printing or sign cutting?](#)

Maintenance and Life Expectancy

- [How much maintenance is required for the TrafficJet Xpress printer?](#)
- [What is the expected life of the printer and components?](#)

What is the Avery Dennison TrafficJet Xpress Print System?

The TrafficJet Xpress Digital Print System is a complete digital print solution from the Reflective Solutions Division of Avery Dennison. TrafficJet Print systems are designed to enable a more efficient, durable, sustainable, and cleaner way of producing signs. TrafficJet Xpress is based on the Mimaki UCVJ300-160 printer, but has been modified to work with the Avery Dennison TrafficJet UV True Traffic Color inks. These inks are manufactured by Avery Dennison and are optimized for printing permanent traffic and temporary construction work zone signs on Avery Dennison prismatic retroreflective sheeting.

When fabricated according to our recommendations, signs produced by the TrafficJet Xpress Print System will be warranted for the same period or longer as traditional screen printed inks or computer cut signs using vinyl or OL-2000 colored films. Clear overlay film is required to achieve this warranted level of performance for permanent traffic signs. Use of OL-1000 UV Anti-Graffiti overlay provides extended life and warranty beyond standard OL-2000 UV clear overlay or OL-1200 Anti-Dew overlay. Construction work zone signs using black ink will not need a clear overlay to be warranted for three years. Professional installation and servicing by Avery Dennison is included with the system.

The TrafficJet Xpress Print System is also configured to print process colors as well as durable TrafficJet True Traffic Color Spot inks. Users will be able to print graphical images on reflective media for commercial purposes or in combination with TrafficJet spot color inks for traffic applications (ex. street name sign with a city emblem). The TrafficJet Digital Print System can also be used with graphics media. Profiles are also available for a majority of films available through the Graphics Solutions Division.

Features and Technical Specifications:

- 6 color printer. Inks and firmware/software configured using True Traffic Color™ Spot inks and Avery Dennison Magenta.
- Print speed up to 108 square feet/hour or 10 square meters/hour
- Capable of printing up to 64" wide rolls. Maximum weight is 88.2 lb (40 kg) roll.
- Can print media as narrow as 12" in width.
- Easy load, takes less than 5 minutes to change rolls
- Uses 1L bottles of ink for all TrafficJet Xpress UV-LED colors
- Includes FlexiPRINT 22 Avery Dennison TrafficJet Edition design and RIP software from SAI

What are True Traffic Color™ Spot inks?

The ink configuration on TrafficJet Xpress is based on the same ink technology used in the TrafficJet Pro print system and the 10 years of experience with the original TrafficJet Print System. We have eliminated the need for a dedicated Brown Spot ink and Cyan ink. Our process color gamut is larger with this color configuration than traditional CMYK, and use of Yellow Spot ink in place of process yellow increases printed sign durability.

What is the printer warranty?

Warranties differ by region. In the US and Canada the warranty is 1 year parts and labor. In Mexico the warranty is 1 year on mechanical parts only. A yearly extended warranty is available for printers up to 5 years in age that have maintained continuous warranty coverage. Please contact your Avery Dennison Sales Representative for specific information.

What is the warranty for printed media?

The following tables outline the warranted durability for TrafficJet spot colors, as well as process colors printed on Avery Dennison reflective media. Please refer to the Digital Sign Warranty published for each sales region for details.

Traffic Sheeting with TrafficJet Spot Color Inks

TrafficJet Spot Inks:	Avery Dennison TrafficJet Xpress UV-LED Spot Color Inks Black, Red, Blue, Green, Yellow, Brown, Purple, and Worboy Green			
Overlay Film:	OL-1000 UV Anti-Graffiti Film OL-1200 Anti-Dew Film OL-2000 UV Film			
Retroreflective Films: Approved for TrafficJet digital printing and corresponding warranty period	<u>Sheeting Type</u>	<u>Sheeting Color</u>	<u>Warranty:</u> <u>OL-1000UV</u>	<u>Warranty:</u> <u>OL-1200 & OL-2000UV</u>
	T-11000 OmniCube	White, Yellow, FY, FYG	15	12
	T-9000 OmniView	White, Yellow, FY, FYG	12	12
	T-7000 MVP	White, Yellow, FY, FYG	12	10
	T-6000 HIP	White, Yellow	12	10
	T-2000D PEG	White, Yellow	7	7
	T-1500 EG	White, Yellow	7	7

Work Zone Sheeting with TrafficJet Spot Color Inks (Black Ink Only)

TrafficJet Spot Inks:	Avery Dennison TrafficJet Xpress UV-LED Spot Color Ink Black Only		
Overlay Film:	Not required for temporary work zone signs using TrafficJet Black ink only		
Retroreflective Films: Approved for TrafficJet digital printing and corresponding warranty period	<u>Sheeting Type</u>	<u>Sheeting Color</u>	<u>Warranty (Years)</u>
	W-11000 OmniCube	FO	3
	W-9000 OmniView	FO	3
	W-7000 MVP	FO	3
	W-6000D HIP	Orange	3
	W-6500D HIP	White	3
	W-2000D PEG	Orange	3

IMPORTANT: TrafficJet Black ink for 3 year durable Work Zone applications **does not** require an overlay. TrafficJet Black and other colored ink for up to 15 years durable Traffic applications **do** require an overlay.

Traffic Sheeting with Process Color Inks

TrafficJet Spot Inks:	Process Color printing on TrafficJet Xpress		
Overlay Film:	OL-1000 UV Anti-Graffiti Film OL-1200 Anti-Dew Film OL-2000 UV Film		
Retroreflective Films: Approved for TrafficJet digital printing and corresponding warranty period	<u>Sheeting Type</u>	<u>Sheeting Color</u>	<u>Warranty (Years)</u>
	T-11000 OmniCube	White	10
	T-9000 OmniView	White	10
	T-7000 MVP	White	10
	T-6000 HIP	White	10
	T-2000D PEG	White	7
	T-1500 EG	White	7

What needs to be purchased in order to install a TrafficJet Xpress?

The TrafficJet Xpress Printer and an installation kit needs to be purchased for a proper set up:

TrafficJet Xpress Printer and Ink Kit	
Qty	Item
1	TrafficJet Xpress Digital Printer
1	SAi FlexiPRINT 24 Avery Dennison Edition software
2	TrafficJet Xpress UV Flush 1 L Bottle
8	TrafficJet Xpress Cleaning Fluid
1	TrafficJet Xpress UV Black 1 L Bottle
1	TrafficJet Xpress UV Red 1 L Bottle
1	TrafficJet Xpress UV Green 1 L Bottle
1	TrafficJet Xpress UV Blue 1 L Bottle
1	TrafficJet Xpress UV Yellow 1 L Bottle
1	TrafficJet Xpress UV Magenta 1 L Bottle
1	MPI2000 White Vinyl 48"x50yd
1	T-11500 Omnicube White 48"x25yd
1	OL-1000 UV Clear 48"x25yd

IMPORTANT: Your quote sheet will indicate exact items included in your initial purchase. If an installation kit is not included with the printer (based on region), please ensure these items are ordered separately.

What design software is compatible with TrafficJet Xpress?

SAi FlexiPRINT 22 Avery Dennison TrafficJet Edition software is typically included with the printer purchase. This software has both design and RIP features. This software is required for RIP capabilities with the TrafficJet. However, the use of this software for design capabilities is optional, but is highly recommended. Earlier versions of FlexiPRINT will not be compatible with TrafficJet Xpress.

Below are examples of design software compatible with the TrafficJet Digital Print System and the SAi FlexiPRINT 22 Avery Dennison TrafficJet Edition software. Other design software is likely compatible if it has the ability to define named spot colors.

1. SAi FlexiPRINT 22 Avery Dennison TrafficJet Edition. Provided with the printer, contains Editor and RIP software. Files can be sent directly to the printer.
2. Adobe Illustrator (minimum CS4). With Adobe Illustrator, signs need to be manually opened in the RIP software (provided with the printer) and are then sent to the printer.
3. CorelDraw (minimum X6). With CorelDraw, signs need to be manually opened in the RIP software (provided with the printer) and are then sent to the printer.

IMPORTANT: A new named spot color palette needs to be created in your design software. The Avery Dennison Tech Service team can help with this process during install.

What reflective media is supported by TrafficJet Xpress?

Much of the Avery Dennison sheeting portfolio is compatible with the TrafficJet print system. Specific sheeting grades and colors are specified in the section above, **“What is the warranty for printed media?”**

IMPORTANT: The TrafficJet Xpress Digital Print System has been specially designed for use with Avery Dennison Retroreflective sheeting. The use of third party sheeting may damage the printer and void any warranties.

What is the expected printer output?

Printer Speed in Metric Units

Print Speed (Metric)	
Roll Width (m)	Output (sqm/hr)
1.22	10
0.91	8.6
0.76	7.8
0.61	6.8
0.30	4.2

Printer Speed Imperial Units

Print Speed (Imperial)	
Roll Width (in.)	Output (sf/hr)
48	108
36	93
30	84
24	73
12	45

NOTE: Expected printer output does not include any adjustments resulting from cleaning cycles or other regular maintenance items.

What graphics media is supported by TrafficJet Xpress?

The following graphics films have been tested and are approved for digital printing on TrafficJet. Due to the nature of the UV inks, these are all approved for flat applications.

REFLECTIVE VEHICLE

- V-8000 Visiflex
- V-4000

CAST

- MPI 1005 SC
- MPI 1005 SC EZ
- MPI 1005 SC EZ RS

CALENDERED

- MPI 3302 Gloss Rem
- MPI 3303 Gloss Perm
- MPI 2922 Matte Gray Rem
- MPI 2923 Matte Gray Perm
- MPI 2923 EZ Matte
- MPI 2981 Matte Trans Rem
- MPI 3322 Matte Rem
- MPI 2611 Wall Film

- MPI 2102 Gloss Rem
- MPI 2103 Gloss Perm
- MPI 2105 EZ Gloss
- MPI 2105 EZ RS Gloss
- MPI 2120 Matte Perm
- MPI 2121 Transit Vinyl
- MPI 2125 EZ RS
- MPI 2921
- MPI 2000 Gloss Perm (EU)
- MPI 2001 Gloss Rem (EU)
- MPI 3000 Gloss Perm (EU)
- MPI 3001 Gloss Rem (EU)

POLYMERIC CALENDERED

- MP12xxx

POLYMERIC CALENDERED

- MP13xxx

What overlay is approved for traffic applications?

- OL-1000 UV clear overlay with anti-graffiti and UV protection
 - OL-1200 clear overlay with anti-dew and UV protection
 - OL-2000 UV clear overlay with UV protection
-

How soon can the overlay be applied?

Application	Dwell Time
OL-1000 UV & OL-1200 for traffic applications	Immediate
OL-2000 UV for traffic applications	Immediate
DOL films for graphic applications	Immediate

IMPORTANT: Heat is needed to soften the adhesive and allow for lamination without silvering. Using the Kala TrafficJet Laminator or the Kala Arkane, 113F(45C), speed 3, pressure 4 is recommended.

What inks are available?

TrafficJet Xpress UV-LED True Traffic Color Spot inks are available in 6 different colors: Black, Red, Blue, Green, Magenta and Yellow. They are available in 1L bottles. All inks carry a 12 month shelf life from date of manufacture.





NOTE: Worboy Green, Purple, Grey, and Brown are created on the printer by blending the TrafficJet Spot Colors.

What Size is the Printer?

The printer is 114.2 in (2.9 m) wide x 30.6 in (.78m) deep x 58.1 in (1.5m) high.

How much ink is typically used for printing?

The table below shows an estimation of the amount of ml used per m2 printing, based upon different coverage. Opacity varies per color, region and specification and 100% is the worst case scenario.

				
	25% Coverage	50% Coverage	75% Coverage	100% coverage
100% Opacity - 1m2	2.24ml	4.48ml	6.71ml	8.95ml
100% Opacity - 1ft2	0.21ml	0.42ml	0.62ml	0.83ml

Estimations are done with the v1 driver and spot Traffic Red

What is the lead time of the printer, inks, and installation?

1. Avery Dennison will begin accepting orders for the TrafficJet Xpress on April 16th, 2024.
2. Standard lead time is 4 weeks. For up to date information, always check with customer service for current availability. In the case of a stock out, delivery time may be as long as 10 weeks.
3. Inks will be a stock item, shipped within 5 days of order receipt.
4. Installations are coordinated with the customer after order is placed.

What should customers expect after placing the order?

A few days after order placement Avery Dennison Technical Service will contact the customer to schedule installation and on-site training. During the initial call, Technical Service will also go over the pre-site checklist to make sure everything will be in place to receive the printer and complete the installation.

IMPORTANT: Please do not open any packaging associated with installation, including printer or inks, to ensure all parts and material are accounted for.

What happens at installation?

An Avery Dennison Technical Service representative will go on site to install the printer, load inks and conduct training over 2 days.

What preparation does the customer need to make in order to operate TrafficJet?

See the pre-site checklist for all preparations and requirements. There are important considerations around the environment of the printer. To keep your printer running well and reduce future maintenance costs, place your printer in a clean area with good environmental controls.

IMPORTANT: The printer cannot be installed on a carpeted floor. The carpet fibers can damage the print head. Tiled flooring is recommended.

IMPORTANT: The environment of the room is important. Excessive static buildup can occur at humidities below 40%, which may lead to print issues.

IMPORTANT: Printer should remain unopened when received. Avery Dennison Technical Service will unpack the printer at installation.

I see Brown is no longer one of the ink colors, how is this being produced?

The Spot Brown ink was produced by mixing Black, Red, and Yellow Pigments. As this is a low volume color for most colors, we are able to create Spot Brown by mixing Spot Black, Spot Yellow, and Spot Red ink on the printer.

How is service support handled?

TrafficJet Print Systems are developed by Avery Dennison and use Avery Dennison components. As such, Avery Dennison and Avery Dennison approved service providers will always be our customers' first point of contact. We are responsible for the service and support of the software, printer, ink, and media. On site support will be conducted by an Avery Dennison Technical Service representative or a contracted 3rd party facilitated by Avery Dennison.

What advantages does digital printing have over traditional screen printing or sign cutting?

Digital printing offers many advantages over screen printing, here are just a few:

- Ability to print signs on demand – reduced inventory cost of finished signs.
 - Variable message signs can be printed without any changeover of screens
 - Print multiple colors in one pass
 - Initial price is significantly lower than the investment required for multiple silk screens, screen burn equipment, cleaning, ink wash waste disposal, drying racks
 - Smaller production space requirement,
 - Limited requirements for air circulation and venting (check with local agency regulations)
 - Eliminates cost and waste associated with transfer tape to apply cut graphics
 - No weeding scrap
-

How much maintenance is required for the TrafficJet printer?

Maintenance is required to keep the printer in proper operating condition. Daily, weekly, and monthly maintenance items are necessary. Daily and weekly maintenance take less than five minutes, whereas monthly cleaning takes no more than a half hour. Remember, every piece of sign shop equipment - including traditional silk screens, presses, racks and drying ovens when used, require ongoing maintenance.

- Daily - Nozzle check and cleaning cycle, cleaning the wiper, wiper cleaner, cap rubber, and carriage underside. As needed, clean the LED lamps and empty the waste ink tank.
- Weekly - Clean the NCU, media sensor, waste ink pad, ink discharge channel and shake the ink bottles.

Please reference the TrafficJet Xpress Clear Maintenance IB for the steps needed to perform each maintenance step. You may also refer to our [CLEAR Maintenance site](#) for instructional and technical service videos.

Failure to properly maintain your printer can result in a number of printing issues, including fading and banding due to nozzle blockage. If there is any issue at all with your print job, a quick nozzle check will greatly improve your ability to troubleshoot. The Avery Dennison Technical Service team is available to help when needed.

IMPORTANT: Do not leave a print fading issue unresolved. It is imperative that you address a printhead problem before the printhead becomes permanently damaged. This can be a very expensive repair!

What is the expected life of the printer and components?

Expected printer life is typically 5 to 7 years or longer with regular maintenance and replacement of key components. Common components that need to be replaced due to regular usage are listed below. As with any equipment, life expectancy and component replacement is dependent on how often the printer is used.

Yearly Replacement Items


- 2 x Sub-Tank (on top of Print Heads)
- 1 x Waste Ink Pump
- 2 x Rubber Caps (Rubber Caps on top of the Maintenance Station)
- 2 x Air Purge Port (in front of Print Heads)

Optional Replacement Items

- Cartridge Valve (solenoid)
- Main Tanks (under ink bottle)

Digital Printing: TrafficJet™ Xpress





TrafficJet™ Xpress

TrafficJet Xpress is built on the proven Mimaki UCJV-300 platform utilizing UV-LED ink technology. With faster start-up and no drying time, this printer is ideal for an entry-level to intermediate-sized sign shop. This is our easiest printer to use and, for most sign shops, the most productive in its class. True Traffic Color™ spot inks and included software simplify the process of producing specification-compliant traffic control, wayfinding, and custom signage.

UV Technology

- Supports instant lamination after printing
- Sustainable alternative to solvent or latex
- Simplified maintenance process

Superior Durability

- up to 15-year OmniCube® traffic sign warranty
- up to 12-year high-intensity prismatic traffic sign warranty
- up to 10-year custom color warranty

Signs that do more

- Add graffiti cleanability with OL-1000 or anti-dew properties with OL-1200 film
- Easily print the fabrication date, barcoding, or agency names for improved sign maintenance and protect against theft
- Add multi-color logos for agency identification and branding
- Sequential addressing and numbering

Complete Print System

- Professional on-site installation, operator training, and maintenance by certified Avery Dennison digital experts
- FlexiPRINT Avery Dennison TrafficJet™ Edition sign-making and production software
- Online support videos and guides
- Exclusive access to the Certified Digital Traffic Converter (CDTC) program for quality control in available regions

Get Started

Learn how TrafficJet Xpress can revolutionize your sign shop. Visit **reflectives.averydennison.com/trafficjet** for videos, specifications, and to schedule a personalized demonstration.

