


City of National City



User Fee Study

May 13, 2025

TABLE OF CONTENTS

TABLE OF CONTENTS	i
Executive Summary	1
User Fee Background	2
Background	2
California User Fee History	2
Additional Policy Considerations	4
Study Objective	4
Scope of the Study	5
Aim of the Report	6
Project Approach and Methodology	7
Conceptual Approach	7
Fully Burdened Hourly Rates	7
Summary Steps of the Study	8
Allowable Costs	8
Methodology	9
Quality Control/Quality Assurance	9
Reasons for cost increases/decreases over current fees	9
City Staff Contributions	10
National City User Fees	11
Cost Recovery	11
Subsidization	11
Impact on Demand (Elasticity)	11
Summary	12
Building	13
Analysis	13
City Clerk	14
Analysis	14
Community Services	15
Analysis	15
Engineering	16

Analysis	16
Finance	17
Analysis	17
Fire	18
Analysis	18
Neighborhood Services.....	19
Analysis	19
Planning	20
Analysis	20
Police.....	21
Analysis	21
Housing & Economic Development.....	22
Analysis	22
Appendix A – Total Allowable Cost to be Recovered	23
Appendix B – Fully Burdened Hourly Rates	19
Appendix C – Cost Recovery Analysis	25

Executive Summary

The City of National City engaged Willdan Financial Services (Willdan) to determine the full costs incurred by the City to support the various activities for which the City charges user fees. Due to the complexity and breadth of performing a comprehensive review of fees, Willdan employed a variety of fee methodologies to identify the full costs of individual fee and program activities, which are detailed and discussed in the sections below. This report and appendices herein identify amounts that represent 100% full cost recovery for City services. **Appendix C** details the full cost and suggested fees as determined through discussion with departmental staff. The recommended fees identified herein are either at 100% of full cost recovery or less than that amount.

User Fee Background

Background

As part of a general cost recovery strategy, local governments adopt user fees to fund programs and services that provide limited or no direct benefit to the community as a whole (“User Fees”). As cities struggle to maintain levels of service and variability of demand, they have become increasingly aware of subsidies provided by the General Fund and have implemented cost-recovery targets for user fee-related services. By using general tax monies to provide individuals with private benefits and not requiring them to pay the full cost of the service, the government is limiting funds that may be available to provide other community-wide benefits and subsidizing the private benefit.

Unlike most revenue sources, cities have more control over the level of user fees they charge to recover costs, or the subsidies they can institute. Fees in California are required to conform to the statutory requirements of the California Constitution, Proposition 218, Proposition 26, and the California Code of Regulations. The Code also requires that the City Council adopt fees by either ordinance or resolution, and that any fees in excess of the estimated total cost of rendering the related services must be approved by a popular vote of two-thirds of those electors voting because the charge would be considered a tax and not a fee. There are no fees suggested to be set above the cost of service, and as such, a public vote is not required.

California User Fee History

Before Proposition 13, in times of fiscal shortages, California cities were able to discretionarily raise property taxes, which funded everything from police and recreation to development-related services. However, this situation changed with the passage of Proposition 13 in 1978.

Proposition 13 established the era of revenue limitation in California local government. In subsequent years, the state saw a series of additional limitations to local government revenues. Proposition 4 (1979) defined the difference between a tax and a fee: a fee can be no greater than the cost of providing the service; and Proposition 218 (1996) further limited the imposition of taxes for certain classes of fees. As a result, cities were required to secure a supermajority vote to enact or increase taxes. Due to the thresholds needed to increase local taxes, cities have less control and very few successful options for new revenues. The State of California took a series of actions in the 1990’s and 2000’s to improve the State’s fiscal situation, at the expense of local governments. In 2004-05, the Educational Revenue Augmentation Funds (“ERAF”) take-away of property taxes and the reduction of Vehicle License Fees further reduced local tax revenues.

In addition, on November 2, 2010, California voters approved Proposition 26, the “Stop Hidden Taxes Initiative”, which is aimed at defining “regulatory fees” as a special tax rather than a fee, thus requiring approval by two-thirds vote of local voters. These regulatory fees are typically intended to mitigate the societal and environmental impacts of a business or person’s activities. Proposition 26 contains seven categories of exceptions. The fees analyzed as part of a User Fee study typically fall under categories one

through five consisting of charges for specific benefits, government service, regulatory need, for use of government property, or a fine/penalty.

Additional Policy Considerations

State regulations require that municipalities update their fee schedules to reflect the actual costs of certain public services primarily benefiting users. User Fees recover costs associated with the provision of specific services benefiting the user, thereby typically reducing the use of General Fund monies for such purposes.

In addition to collecting the direct cost of labor and materials associated with processing and administering user services, it is common for local governments to recover reasonable support costs. Support costs are those costs relating to a local government's central service departments that are allocable to the local government's operating departments. Central services support cost allocations were incorporated using the resulting indirect overhead percentages determined through the City's Cost Allocation Plan. A Cost Allocation Plan identifies the central service functions of the City such as Finance, City Manager, and Human Resources and allocates their cost to the departments and funds of the City that they support. This plan was used in the User Fee study to account for the burden placed upon central services by the operating departments in order to allocate a proportionate share of central service cost through the study.

As labor effort and costs associated with the provision of services fluctuate over time, a significant element in the development of any fee schedule is that it has the flexibility to remain current. Therefore, it is recommended that the City include an inflationary factor in the resolution adopting the fee schedule to allow the City to annually increase or decrease the fees by changes in a pre-approved inflationary index, as described below. However, such inflationary increases shall not exceed the reasonable estimated cost of providing the services each year.

The City can apply inflationary adjustments to user fees to maintain cost recovery over time. Some of the most common inflationary tools used include:

- **Consumer Price Index (CPI)** – The most widely used and accepted index; reflects average price changes for a fixed basket of goods and services.
- **Implicit Price Deflator for GDP** – Similar to the CPI but allows the mix of goods and services to change annually; reflects broader economic activity.
- **Employment Cost Index (ECI)** – Tracks changes in labor costs, including wages and benefits; useful when personnel costs are a primary driver.
- **Construction Cost Index (CCI) / Engineering News-Record (ENR) Index** – Used for fees tied to capital improvements or infrastructure; reflects construction-related cost changes.

Each City should use an inflator that they believe works the best for their specific situation and needs but cannot rely solely on the CPI increase as it is incumbent upon each agency to ensure the amount of the fees charged does not exceed the reasonable estimated costs of providing the services. It is also recommended that the City perform this internal review annually with a comprehensive review of services and fees performed every five years, which would include adding, amending, or removing fees for programs/services.

Study Objective

As the City seeks to efficiently manage limited resources and adequately respond to increased service demands, it needs a variety of tools. A User Fee Study provides assurance that the City has the best information and the best resources available to make sound decisions, fairly and legitimately set fees, maintain compliance with state law and local policies, and meet the needs of the City administration and its constituency. Given the limitations on raising revenue in local government, the City recognizes that a User Fee Study is a cost-effective way to understand the total cost of services and identify potential fee deficiencies. Essentially, a User Fee is a payment for a requested service provided by a local government that primarily benefits an individual or group.

The total cost of each service included in this analysis is based on the full cost of providing City services, including direct salaries and benefits of City staff, direct departmental costs, and indirect costs from central service support. This study determines the full cost recovery fee for the City to provide each service; however, each fee is set at the City's discretion, up to 100% of the total cost, as specified in this report.

The principal goal of the study was to help the City determine the full cost of the services that the City provides. In addition, Willdan established a series of additional objectives including:

- Developing a rational basis for setting fees;
- Identifying subsidy amount, if applicable, of each fee in the model;
- Ensuring compliance with State law;
- Developing an updatable and comprehensive list of fees; and
- Maintaining accordance with City policies and goals.

The study results will help the City better understand its true costs of providing services and may serve as a basis for making informed policy decisions regarding the most appropriate fees, if any, to collect from individuals and organizations that require individualized services from the City.

Scope of the Study

The scope of this study encompasses a review and calculation of the user fees charged by the following National City departments and fee groups:

- Building
- City Clerk
- Community Services
- Engineering
- Finance
- Fire
- Neighborhood Services
- Planning

- Police
- Housing and Economic Development

The study involved the identification of existing and potential new fees, fee schedule restructuring, data collection and analysis, orientation and consultation, quality control, communication and presentations, and calculation of individual service costs (fees) or program cost recovery levels.

Aim of the Report

The User Fee Study focused on the cost of City services, as City staff currently provides them at existing, known, or reasonably anticipated service and staff levels. This report provides a summary of the study results, and a general description of the approach and methods Willdan and City staff used to determine the recommended fee schedule. The report is not intended to document all of the numerous discussions throughout the process, nor is it intended to provide influential dissertation on the qualities of the utilized tools, techniques, or other approaches.

Project Approach and Methodology

Conceptual Approach

The basic concept of a User Fee Study is to determine the “reasonable cost” of each service provided by the City for which it charges a user fee. The full cost of providing a service may not necessarily become the City’s fee, but it serves as the objective basis as to the maximum amount that may be collected.

The standard fee limitation established in California law for such fees is the “estimated, reasonable cost” principle. In order to maintain compliance with the letter and spirit of this standard, every component of the fee study process included a related review. The use of budget figures, time estimates, and improvement valuation clearly indicates reliance upon estimates for some data.

Fully Burdened Hourly Rates

The total cost of each service included in this analysis is primarily based on the Fully Burdened Hourly Rates (FBHRs) that were determined for City personnel directly involved in providing services. The FBHRs include not only personnel salary and benefits (see [Appendix B](#)), but also any costs that are reasonably ascribable to personnel. The cost elements that are included in the calculation of fully burdened rates are as follows:

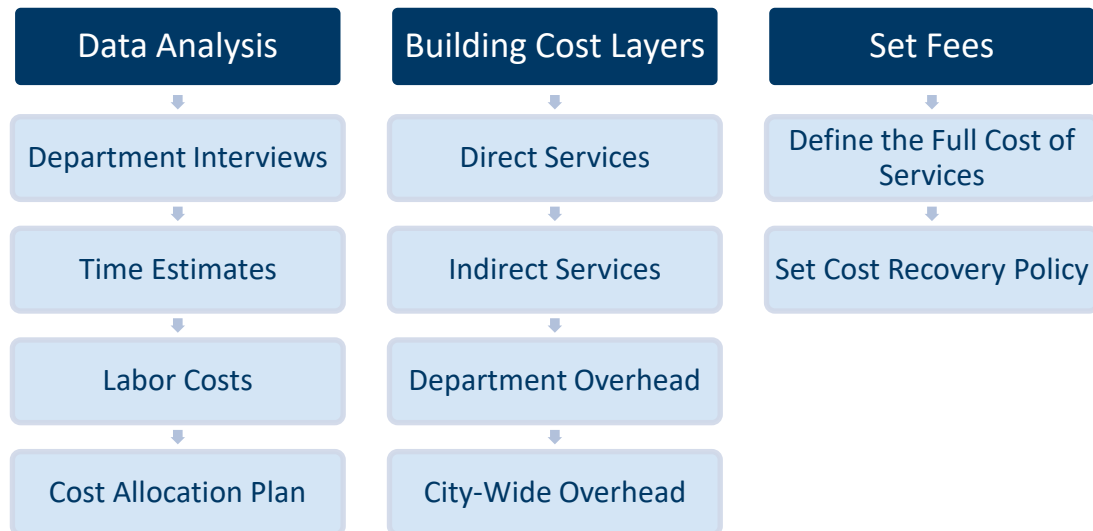
- Salaries & benefits of personnel involved;
- Operating costs applicable to fee operations;
- Departmental support, supervision, and administration overhead; and
- Indirect City-wide overhead costs calculated through the Cost Allocation Plan.

An important factor in determining the fully burdened rate is in the calculation of productive hours for personnel. This calculation takes the available workable hours in a year of 2,080 and adjusts this figure to 1,650 productive or “billable” hours to account for calculated or anticipated hours’ employees are involved in non-productive activities such as paid vacation, sick leave, holidays, and other considerations as necessary. Dividing the full cost, including overhead, of a position by the number of productive hours provides the FBHR.

The FBHRs are then used in conjunction with time estimates, when appropriate for how a service is provided, to calculate a fee’s cost based on the personnel and the amount of their time that is involved in providing each service.

Summary Steps of the Study

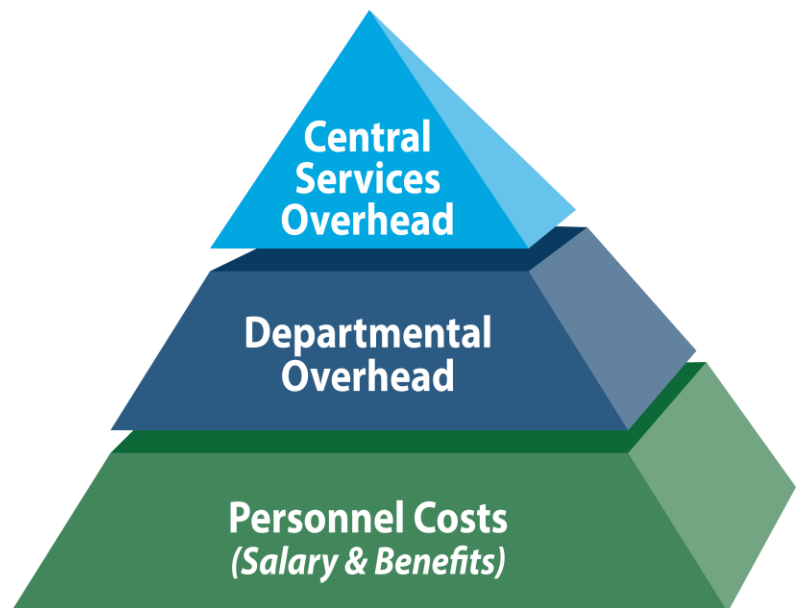
The methodology to evaluate most User Fee levels is straightforward and simple in concept. The following list provides a summary of the study process steps:



Allowable Costs

This report identifies three types of costs that, when combined, constitute the fully burdened cost of a service (**Appendix A**). Costs are defined as direct labor, including salary and benefits, departmental overhead costs, and the City's central services overhead, where departmental and central service overhead costs constitute support costs. These cost types are defined as follows:

- **Direct Labor (Personnel Costs):** The costs related to staff salaries for time spent directly on fee-related services.
- **Departmental Overhead:** A proportional allocation of departmental overhead costs, including operation costs such as supplies and materials that are necessary for the department to function.
- **Central Services Overhead:** These costs, detailed in the City's Cost Allocation Plan, represent services provided by those Central Services Departments whose primary function is to support other City departments.



Methodology

The three methods of analysis for calculating fees used in this report are the:

Case Study Method (Standard Unit Cost Build-Up Approach): This approach estimates the actual labor and material costs associated with providing a unit of service to a single user. This analysis is suitable when City staff time requirements do not vary dramatically for a service, or for special projects where the time and cost requirements are easy to identify at the project's outset. Further, the method is effective in instances when a staff member from one department assists on an application, service or permit for another department on an as-needed basis. Costs are estimated based upon interviews with City staff regarding the time typically spent on tasks, a review of available records, and a time and materials analysis.

Program Cost Approach: In some instances, the underlying data is not available or varies widely, leaving a standard unit cost build-up approach impractical. In addition, market factors and policy concerns (as opposed to actual costs) tend to influence rental based fee levels more than other types of services. Willdan employed a different methodology where appropriate to fit a programs' needs and goals. Typical programmatic approach cases are valuation-based fees, Recreation programs, and instances where a program cost is divided over the user base to obtain a per applicant cost for shared cost services.

Valuation Based Fees: This manner of collection is used when the valuation of the improvement can be used as a proxy for the amount of effort it would take for City staff to complete the service provided. More specifically, this approach is commonly used for certain User Fees in the Building Division. It is generally accepted that as a project's size scales up, the cost of the project increases, and the amount of effort needed to review and inspect also increases. Using a valuation-based fees provides for a system that can adjust as project sizes scale. Land is not included in the valuation.

Quality Control/Quality Assurance

All study components are interrelated, thus flawed data at any step in the process will cause the ultimate results to be inconsistent and unsound. The elements of our Quality Control process for User Fee calculations include the following:

- Involvement of knowledgeable City staff;
- Clear instructions and guidance to City staff;
- Reasonableness tests and validation;
- Internal and external reviews; and
- Cross-checking.

Reasons for cost increases/decreases over current fees

Within the fee tables in **Appendix C**, the differences are identified between the full costs calculated through the study and the fee levels currently in effect. The reasons for differences between the two can arise from a number of possible factors including:

- Previous fee levels may have been set at levels less than full cost intentionally, based on policy decisions.
- Position staffing levels, seniority, and the positions that complete fee and service activity may vary from when the previous costs were calculated.
- Personnel and materials costs could have increased at levels that differed from any inflationary factors used to increase fees since the last study.
- Changes in processes and procedures within a department, or the City as a whole.
- Changes in the demand for services in a City may have also changed the staffing or cost structure of departments over time.

City Staff Contributions

As part of the study process, Willdan received tremendous support and cooperation from City staff, which contributed and reviewed a variety of components to the study, including the following:

- Budget and other cost data;
- Staffing structures;
- Fee and service structures, organization, and descriptions;
- Direct work hours (billable/non-billable);
- Time estimates to complete work tasks; and
- Review of draft results and other documentation.

A User Fee Study requires significant involvement of the managers and line staff from the departments on top of their existing workloads and competing priorities. The contributions from City staff were critical to this study. We would like to express our appreciation to the City and its staff for their assistance, professionalism, positive attitudes, helpful suggestions, responsiveness, and overall cooperation.

National City User Fees

Cost Recovery

The cost recovery models, by department/division fee type, are presented in detail in [Appendix C](#). Full cost recovery is determined by summing the estimated amount of time each position (in increments of minutes or hours) spends to render a service. Time estimates for each service rendered were obtained through interviews conducted with City staff for each department/division fee included in the study. The resulting cost recovery amount represents the total cost of providing each service. The City's current fee being charged for each service, if applicable, is provided in this section, as well, for reference.

It is important to note that the time data used to determine the amount of time each employee spends assisting in the provision of the services listed on the fee schedule is essential in identifying the total cost of providing each service and will differ from City to City depending on staffing, positions involved, experience of staff, the use of consultants, and the policies and procedures in place for each City. Specifically, in providing services, a number of employees are often involved in various aspects of the process, spending anywhere from a few minutes to several hours on the service.

The primary goal of this study was to identify the cost of City services, to provide information to help the City make informed decisions regarding the actual fee levels and charges. The responsibility of determining the final fee levels is a complicated task. City staff must consider many issues in formulating recommendations, and the City Council must consider those same issues and more in making the final decisions.

City staff assumes the responsibility to develop specific fee level recommendations to present to the City Council. Unfortunately, there are no hard and fast rules to guide the City, since many of the considerations are based on the unique characteristics of the City of National City, and administrative and political discretion. However, in setting the level of full cost recovery for each fee, one should consider whether the service solely benefits one end user or the general community.

Subsidization

Recalling the definition of a user fee helps guide decisions regarding subsidization. The general standard is that individuals (or groups) who receive a wholly private benefit should pay 100% of the full cost of the services. In contrast, services that are simply public benefit should be funded entirely by the general fund's tax dollars. Unfortunately, for the decision makers, some services fall into the range between these two extremes.

Further complicating the decision, opponents of fees often assert that the activities subject to the fees provide economic, cultural, "quality of life," or other community benefits that exceed the costs to the City, but it is important to distinguish the difference between any purported possible benefits that may be conveyed through the result of activities of the service receiver and the direct benefit being conveyed through the City providing the service to the requestor.

It is recommended the City consider such factors during its deliberations regarding appropriate fee levels.

Of course, subsidization can be an effective public policy tool since it can be used to reduce fees to encourage certain activities (such as to ensure public safety) or allow some people to be able to afford to receive services they otherwise could not at the full cost. In addition, subsidies can be an appropriate and justifiable action, such as to allow citizens to rightfully access services, without overburdensome costs.

Despite the intent, it is important for the City and public to understand that subsidies must be covered by another revenue source, typically the General Fund's other unrestricted funds.

Impact on Demand (Elasticity)

Economic principles of elasticity suggest that increased costs for services (higher fees) will eventually curtail the demand for the services; whereas lower fees may spark an incentive to utilize the services and encourage certain actions. Either of these conditions may be a desirable effect to the City. However, the level of the fees that would cause demand changes is largely unknown. The cost of service study did not attempt to evaluate the economic or behavioral impacts of higher or lower fees; nevertheless, the City should consider the potential impacts of these issues when deciding on fee levels.

Summary

City staff is recommending setting user fees at suggested fee amounts as detailed in [Appendix C](#). City and departmental goals, City Council priorities, policy initiatives, past performance, implementation issues, and other internal and external factors should influence staff recommendations and City Council decisions. In this case, the proper identification of additional services (new or existing services) and the update to a consistent and comprehensive fee schedule were the primary objectives of this study. City staff has reviewed the full costs and identified the recommended fee levels for consideration by City Council.

The following sections provide background for each department, division, and fee group and the results of this study's analysis of their fees. For the full list of each fee's analysis, refer to [Appendix C](#) of this report.

Building

The Building Division provides assistance to residents and the development community on building codes, reviews building plans, and conducts on-site inspections to ensure construction projects are safe and comply with the current adopted building codes. The Division maintains data on building permits issued throughout the City and coordinates final permits with the San Diego County Assessor's office to ensure accurate land use valuation for tax purposes.

Analysis

Willdan individually reviewed the services and programs associated with the Building Division. The review also consisted of an evaluation of existing services in an effort to update the fee schedule.

The analysis of Building relied primarily upon a standard unit cost build-up approach, whereby we determined the reasonable cost of each fee occurrence using staff time to recover the direct cost of staff and pro-rata share of departmental costs, including indirect costs for City Central Services. The analysis concluded that the existing fees do not reflect the full value of the services provided. As a result, staff is recommending an adjustment to align the fees with full cost recovery, which equates to a 27% increase, as detailed in [Appendix C](#). As a result, the following effects would occur:

- 162 fees would increase;
- 7 fees would decrease;
- 4 fees would remain as currently set; and; and
- the average fee change would be an increase of 27% for existing fees.

City Clerk

The City Clerk is an elected official responsible for carrying out the statutory duties prescribed by the California Government Code. In addition, the City Clerk serves as the City's Records Manager.

The City Clerk / Records Manager, as the Custodian of City Records, maintains, manages and stores vital City records and documents including Ordinances, Resolutions, Contracts, Deeds and Bonds; prepares City Council Minutes; oversees the Records Retention and Document imaging Programs; responds to information and Public Records requests; administers City Elections; is the Filing Officer for Campaign Disclosure and Economic Interest Statements; prepares, publishes, posts and mails legal notices; holds the City Seal; certifies City documents; administers all Oaths; maintains the Municipal Code; processes all incoming mail; administers interpretation / translation services; and manages the Boards & Commissions application and appointment process.

Analysis

Willdan individually reviewed the services provided by the City Clerk. The review also consisted of an evaluation of existing services to update the fee schedule.

The user fee activity associated with City Clerk services is predominantly related to providing for records request. These activities are regulated by the California Public Records Act, and the fees listed in [Appendix C](#) are set in accordance to recover the cost of duplication of records and research requests that go beyond the guidelines set in the Act. The analysis concluded that the existing fees do not reflect the full value of the services provided. As a result, staff is recommending an adjustment to align the fees with full cost recovery, resulting in a 104% increase, as detailed in [Appendix C](#). As a result, the following effects would occur:

- An increase to 2 fees;
- 5 new fees added;
- 4 fees would remain as currently set; and; and
- the average fee change would be an increase of 104% for existing fees.

Community Services

The Community Services Division enriches the community and improves the resident's quality of life through an exceptional blend of recreation, health and wellness, arts, leisure, and cultural programs. The Community Services Department provides youth, adult, and senior programming at Kimball Senior Center, El Toyon Recreation Center, Manuel Portillo Casa De Salud Youth Center, Camacho Recreation Center and Las Palmas Pool. In addition, the Department manages partnerships with local community organizations to expand services and programs for residents. The Community Services Department oversees the Park, Recreation, & Senior Advisory Board, which acts in matters of policy and administration of the City-owned parks and recreation programs, and the Public Art Committee, which advises the City Council on public art projects meant to increase the aesthetics of parks, public buildings, and new development.

Analysis

Willdan individually reviewed the services associated with the Community Services Department. The review also consisted of an evaluation of existing services to update the fee schedule.

The analysis of some of the Community Service department relied upon a standard unit cost build-up approach, whereby we determined the reasonable cost of each fee occurrence using staff time to recover the direct cost of staff and the pro-rata share of departmental costs, including indirect costs for City Central Services. Willdan then compared the calculated full cost against the current fee amount to determine, if charged, whether the current fee is recovering the costs associated with the requested service. As a result, staff is recommending an adjustment to align the fees with full cost recovery, which equates to a 1% increase, as detailed in [Appendix C](#). As a result, the following effects would occur:

- An increase to 2 fees;
- 66 fees would remain as currently set; and
- the average fee change would be an increase of 1% for existing fees.

The analysis of most Community Service programs encompassed facility rentals, park rentals, pool rentals, and other community services. The fee for use for government owned facilities and property can be set discretionally by the City. The cost of acquisition, maintenance, repair, and upgrade to the City and subsequently the community is offset through rental or use fees. As such these fees should be set using the knowledge of activity use for the facilities, policy desires of the City, and market factors when desirable. It is generally accepted that some Community Service programs provide a measure of public benefit to the residents and City as a whole. In addition, cities generally want to ensure that their programs and services remain affordable to the community at large, and that the programs remain competitive with surrounding jurisdictions. As such while there are some proposed increased fees for services, most are still recommended to retain substantial subsidies as detailed in [Appendix C](#).

Engineering & Public Works

The Department of Engineering & Public Works oversees the following core activities on behalf of the City of National City: 1) planning, design, engineering, construction and management of capital projects; 2) maintenance of City-owned facilities, parks, streets and other physical infrastructure; and 3) environmental compliance.

Analysis

Willdan conducted a comprehensive analysis with the goal of developing an entirely new fee schedule for the Engineering Division. The intent was to reflect fully burdened hourly rates in order to appropriately build up the cost for each unique service provided by the department. This approach ensured that the new schedule is aligned with the specific nature of Engineering services and supports full cost recovery moving forward. The full fee schedule developed through this process is detailed in [Appendix C](#).

Finance

The Finance Department is responsible for financial matters affecting all departments and activities of the City and the Community Development Commission (CDC) of the City. The Finance Department consist of three divisions: Accounting and Reporting, Budget and Reporting, and Revenue Management.

Analysis

Willdan individually reviewed the services associated with the Finance Department. The review also consisted of an evaluation of existing services to update the fee schedule.

The analysis of Finance relied primarily upon a standard unit cost build-up approach, whereby we determined the reasonable cost of each fee occurrence using staff time to recover the direct cost of staff and the pro-rata share of departmental costs, including indirect costs for City Central Services. Willdan then compared the calculated full cost against the current fee amount to determine, if charged, whether the current fee is recovering the costs associated with the requested service. As a result, staff is recommending an adjustment to align the fees with full cost recovery, which equates to a 2% increase, as detailed in **Appendix C**. As a result, the following effects would occur:

- An increase to 13 fees;
- 19 fees would remain as currently set; and; and
- the average fee change would be an increase of 2% for existing fees.

Fire

The Fire Department is devoted to providing services that are dedicated to the protection of life and property from fire and other specific hazards. These services add to the security and economic well-being of the community by reducing the probability of a large-scale fire or other threat, which might stop the operation of commercial and industrial occupancies. The Department manages the community's risk by preventing destructive fires from starting through public education and code enforcement activities. For those fires that do occur, the Department provides early confinement and extinguishment while minimizing the risk of further property damage, injury, and death. In addition, the department provides immediate rescue and medical aid to those citizens who become victims of sudden illness and/or accidents. The Department, with the assistance of outside resources, mitigates the uncontrolled releases of hazardous materials. The primary purpose of the Fire Prevention Division is to reduce the chances of destructive fires from starting through the enforcement of the Uniform Fire Code, and to investigate those fires that do occur. In addition to this primary purpose, this Division provides information on fire safety to citizens. This Division also acts as liaison between the City and the San Diego County Department of Health Services for the regulation of hazardous materials. The Department also provides fire protection, emergency medical, and related services to the citizens of the Lower Sweetwater Fire Protection District under a contract between the City, District, and the Port of San Diego.

Analysis

Willdan individually reviewed the services associated with the Fire Department. The review also consisted of an evaluation of existing services to update the fee schedule.

The analysis of Fire services relied primarily upon a standard unit cost build-up approach, whereby we determined the reasonable cost of each fee occurrence using staff time to recover the direct cost of staff and the pro-rata share of departmental costs, including indirect costs for City Central Services. Willdan then compared the calculated full cost against the current fee amount to determine, if charged, whether the current fee is recovering the costs associated with the requested service. The fee schedule has been expanded to detail more services provided by the department to the community. It is recommended that the City set Fire fees at or near 100% cost recovery for most fees. As a result, staff is recommending an adjustment to align the fees with full cost recovery, which equates to a 14% increase, as detailed in **Appendix C**. As a result, the following effects would occur:

- An increase to 46 fees;
- 23 fees would decrease;
- 25 new fees added;
- 13 fees would remain as currently set; and;
- The average fee change would be an increase of 14% for existing fees.

Neighborhood Services

The Neighborhood Services Department houses the Code Enforcement Unit, Graffiti Abatement Unit, Parking Regulations Unit, and Homeless Outreach and is the department in which to apply for Special Events and Temporary Use Permits. Code Enforcement tackles quality of life issues, such as property appearance, land use, and zoning, and enforces the City's Municipal Code relating to these areas. The Code Conformance Officers also work with the Housing Inspector which deals with housing quality issues related to violations of the Health & Safety Code. The Graffiti Abatement Unit removes graffiti on our public rights-of-way and private property. The Parking Regulations Unit is responsible for the enforcement of local ordinances and California Vehicle Code regulations related to the parking of vehicles. Our Parking Unit also responds to service calls related to abandoned vehicles and works special traffic enforcement details. The Department addresses local homelessness issues as a part of Homeless Outreach effort and works with a two-person Alpha Project team devoted to National City. The Code Enforcement Unit; along with other City departments including Housing, Grants and Asset Management, Public Works and Police; also works to address issues related to homelessness. This unit is responsible for conducting encampment cleanups, service outreach/referrals, and collaboration with other service organizations to decrease homelessness in National City. The Neighborhood Services Department also processes Temporary Use Permits ("TUP") used for special activities, events, or structures that are beneficial to the public for limited periods of time with coordination of temporary compliance with building, fire, zoning, and other local codes.

Analysis

Willdan individually reviewed the services associated with the Neighborhood Services Department. The review also consisted of an evaluation of existing services to update the fee schedule.

The fee listed under the Neighborhood Services include penalties meant to deter undesirable activities. The majority of those fees should remain at their designated levels as detailed in [Appendix C](#). Some were calculated using a standard unit cost build-up approach, whereby we determined the reasonable cost of each fee occurrence using staff time to recover the direct cost of staff and the pro-rata share of departmental costs, including indirect costs for City Central Services. Willdan then compared the calculated full cost against the current fee amount to determine, if charged, whether the current fee is recovering the costs associated with the requested service. It is recommended that the City set Neighborhood services at or near 100% cost recovery for most fees. As a result, staff is recommending an adjustment to align the fees with full cost recovery, which equates to a 50% increase, as detailed in [Appendix C](#). As a result, the following effects would occur:

- An increase to 41 fees;
- 8 new fees added;
- 14 fees would remain as currently set; and;
- The average fee change would be an increase of 50% for existing fees.

Planning

The Planning Department consists of two divisions or sections: Advance Planning and Current Planning. The Advance Planning Section conducts the long-range planning functions and related activities of the City, which includes reviewing, analyzing, evaluating, and developing policies on land use, growth and development, zoning and other land use/development regulations, the environment and natural resources, infrastructure and capital improvements, economic development, strategic planning, sustainability, and other related policies. This section recommends revisions, amendments, and new policies as necessary to the Planning Commission and/or City Council. Environmental evaluation is conducted in accordance with statutory requirements. The Current Planning Section conducts development service functions, which includes reviewing, analyzing, evaluating, and acting or recommending action on land use and development proposals and permit applications. Activities include environmental and natural resource impact analysis, infrastructure improvement needs, and application of best management practices for projects. The staff collaborates with the other development service departments in the processing of development projects. Staff members from Advance and Current Planning support and staff both the Planning Commission and City Council.

Analysis

Willdan individually reviewed the services and programs associated with the Planning Department. The review also consisted of an evaluation of existing services to update the fee schedule.

The analysis of Planning Services relied primarily upon a standard unit cost build-up approach, whereby we determined the reasonable cost of each fee occurrence using staff time to recover the direct cost of staff and the pro-rata share of departmental costs, including indirect costs for City Central Services. Willdan then compared the calculated full cost against the current fee amount to determine, if charged, whether the current fee is recovering the costs associated with the requested service. The analysis found that there are services whose current fees are currently set above and below the full cost of providing service. On average services are being subsidized, and staff has provided suggested fee levels to increase cost recovery. As a result, staff is recommending an adjustment to align the fees to increase cost recovery, which equates to a 42% increase, as detailed in [Appendix C](#). As a result, the following effects would occur:

- An increase to 33 fees;
- 1 fee would decrease;
- 1 new fee added;
- 5 fees would remain as currently set; and;
- The average fee change would be an increase of 42% for existing fees.

Police

The Mission of the National City Police Department is to protect the people we serve, enhance public safety, reduce the incidents of crimes as well as the fear of crime, while working with a diverse community to improve their quality of life with duty, honor and integrity, while at all times holding ourselves to the highest service standards for the citizens and members of the National City community. We accomplish this mission by working in partnership with our community and being committed to providing the highest level of service and public safety. We pursue this commitment with an unwavering resolve while respecting the rights and dignity of those we serve. Department wide goals are accomplished through the development of Annual Work Plans; implementation of annual staffing recommendations; continued evaluation of the Department's organizational structure and improvement of services offered (field operations/support services); continuation of involvement in enhancement of the community-based policing philosophy through the expansion of community outreach; further streamlining of the function of detectives and broadening their role in the community; continued improvements to the Department's records function; and, heightened internal and external communications.

Analysis

Willdan individually reviewed the services associated with the Police Department. The review also consisted of an evaluation of existing services to update the fee schedule.

The analysis of Police services relied primarily upon a standard unit cost build-up approach, whereby we determined the reasonable cost of each fee occurrence using staff time to recover the direct cost of staff and the pro-rata share of departmental costs, including indirect costs for City Central Services. Willdan then compared the calculated full cost against the current fee amount to determine, if charged, whether the current fee is recovering the costs associated with the requested service. The analysis found that the majority of services are currently provided at subsidy levels. As a result, staff is recommending an adjustment to align the fees to increase cost recovery, which equates to a 116% increase, as detailed in **Appendix C**. As a result, the following effects would occur:

- An increase to 16 fees;
- 7 fees would remain as currently set; and; and
- The average fee change would be an increase of 116% for existing fees.

Housing & Economic Development

The Housing & Economic Development Department works to process grants, improve housing conditions and economic prosperity for the citizens of the City of National City.

Analysis

Willdan individually reviewed the services associated with the Housing & Economic Development Department. The review also consisted of an evaluation of existing services to update the fee schedule.

The analysis of Housing & Economic Development services relied primarily upon a standard unit cost build-up approach, whereby we determined the reasonable cost of each fee occurrence using staff time to recover the direct cost of staff and the pro-rata share of departmental costs, including indirect costs for City Central Services. Willdan then compared the calculated full cost against the current fee amount to determine, if charged, whether the current fee is recovering the costs associated with the requested service. The analysis found that the majority of services are currently provided at subsidy levels. As a result, staff is recommending an adjustment to align the fees to increase cost recovery, which equates to a 47% increase, as detailed in [Appendix C](#). As a result, the following effects would occur:

- An increase to 5 fees;
- 20 new fees added; and; and
- the average fee change would be an increase of 47% for existing fees.

Appendix A – Total Allowable Cost to be Recovered

Below are the total allowable costs that may be recovered through User Fees; however, only a percentage of the total allowable cost is realized as staff not only works on services related to User Fees, but also works on an array of other City functions during the operational hours of the City. The amounts listed below will not reconcile to City budgets as costs that should not be included in overhead for personnel in the application of determining fully burdened hourly rates were excluded. Examples of these costs are capital, debt, monetary transfers, contract costs, and any other costs that is charged directly to the service requestor.

National City - User Fee Overhead Rate Calculations

Department	Total Personnel Services	Department Operations & Administration	Department Overhead %	Indirect Allocation %
100: City Attorney	\$579,857	\$176,188	30%	0%
100: City Clerk	403,612	60,704	15%	0%
100: City Manager - Operations	1,224,026	114,968	9%	0%
100: Community Development	1,762,537	347,034	20%	8%
100: Community Services	751,132	142,288	19%	7%
100: Engineering & Public Works	1,226,210	224,671	18%	28%
100: Finance	1,613,028	356,429	22%	0%
100: Fire	11,191,431	1,519,583	14%	10%
100: Housing & Economic Development	88,256	12,561	14%	7%
100: Police	25,106,796	3,535,114	14%	9%
104: Library Fund	1,315,925	239,218	18%	34%
105: Parks Maintenance Fund	1,141,256	197,366	17%	27%
125: Sewer Service Fund	900,852	148,958	17%	5%
626: Facilities Maint Fund	891,319	238,335	27%	0%

Appendix B – Fully Burdened Hourly Rates

Below are fully burdened hourly rates of staff positions that provide for the services detailed in [Appendix C](#). The FBHRs were used to determine the full cost of each service. They include the salary and benefit costs for each position as well as all applicable overhead amounts for each position. For positions in central service departments, such as the City Clerk and Finance, what is shown is the salary and benefit rate only, as the overhead of central service departments is recovered through the cost allocation plan. When a central service department position works on a fee or project in the purview of an operating department, the overhead rates of the operating department (shown in [Appendix A](#)) will be applied to that central service positions' salary and benefit rate for full cost recovery. For any user fee service request that is outside the scope of the fees detailed in [Appendix C](#), or for services for which there is no fee currently set, the City can charge up to the full cost of the FBHR for personnel involved.

National City - User Fee

Fully Burdened Hourly Rate Calculation

Department	Position	Fully Burdened Hourly Rate
100: Police	Abandoned Vehicle Abatement Officer	\$74.91
104: Library Fund	Academic Enrichment Programs Coordinator	\$134.88
100: Finance	Accountant	\$107.32
100: Finance	Accountant Trainee	\$91.24
100: Finance	Accounting Assistant	\$76.18
100: Police	Administrative Secretary	\$74.96
100: Community Development	Administrative Secretary	\$77.91
100: Fire	Administrative Secretary	\$75.51
100: Human Resources	Administrative Secretary	\$74.24
100: Finance	Administrative Technician	\$92.60
100: Police	Alarm Program Coordinator	\$63.13
100: Police	Animal Regulations Officer	\$82.14
100: City Attorney	Assistant City Attorney	\$284.05
100: City Manager - Operations	Assistant City Manager	\$266.74
100: Engineering & Public Works	Assistant Engineer-Civil	\$162.40
100: Community Development	Assistant Planner	\$113.73
100: Police	Assistant Police Chief	\$290.44
105: Parks Maintenance Fund	Assistant Tree Trimmer	\$93.28
100: Engineering & Public Works	Associate Engineer-Civil	\$183.17
100: Community Development	Associate Planner	\$125.67
100: Engineering & Public Works	Asst Director of PW/Engineering	\$271.03

100: Fire	Battalion Chief	\$202.10
100: Finance	Budget Manager	\$180.55
100: Fire	Building Inspector	\$111.80
100: Fire	Building Inspector/Plan Checker	\$118.72
100: Community Development	Building Official	\$206.76
626: Facilities Maint Fund	Building Trades Specialist	\$91.64
100: Finance	Buyer	\$98.21
626: Facilities Maint Fund	Carpenter	\$89.23
100: City Attorney	City Attorney	\$296.57
100: City Clerk	City Clerk	\$185.88
104: Library Fund	City Librarian	\$330.46
100: Engineering & Public Works	Civil Engineering Technician	\$122.66
100: Community Development	Code Conformance Officer I	\$96.35
100: Community Development	Code Conformance Officer II	\$105.67
100: Community Development	Community Development Executive Director	\$291.26
100: Community Development	Community Development Manager	\$187.91
100: Community Development	Community Development Specialist I	\$103.01
100: Community Development	Community Development Specialist II	\$113.82
100: Community Development	Community Development Specialist III	\$163.46
100: Community Services	Community Services Director	\$246.49
100: Community Services	Community Services Manager	\$160.36
100: Community Services	Community Services Officer	\$80.73
100: Police	Confidential Assistant (At-Will)	\$81.94
100: Engineering & Public Works	Construction Inspector	\$130.27
100: Police	Corporal	\$162.73
100: Police	Crime & Intelligence Analyst	\$113.77
100: Police	Crime Analyst	\$107.18
100: Police	Crime Scene Specialist	\$101.02
626: Facilities Maint Fund	Custodian	\$60.11
100: City Attorney	Deputy City Attorney	\$209.43
100: City Clerk	Deputy City Clerk	\$123.17
100: City Manager - Operations	Deputy City Manager	\$251.59
100: Human Resources	Deputy Director of Human Resources	\$182.65
100: Fire	Deputy Fire Marshal	\$158.97
100: Finance	Director of Administrative Services	\$255.74
100: Fire	Director of Building & Safety	\$221.80
100: Community Development	Director of Community Development	\$270.19
100: Fire	Director of Emergency Services	\$283.64
100: Finance	Director of Finance	\$243.88
100: Housing & Economic Development	Director of Housing & Economic Development	\$220.67
100: Community Development	Director of Neighborhood Services	\$244.67
100: Community Development	Director of Planning	\$230.83

100: Engineering & Public Works	Director of Public Works	\$342.78
100: Engineering & Public Works	Director of Public Works/City Engineer	\$342.78
626: Facilities Maint Fund	Electrician	\$99.04
100: Fire	Emergency Manager	\$158.97
100: Engineering & Public Works	Equipment Maint Supervisor	\$176.22
100: Engineering & Public Works	Equipment Mechanic I	\$105.66
100: Engineering & Public Works	Equipment Mechanic II	\$116.10
100: Engineering & Public Works	Equipment Operator	\$102.24
100: City Manager - Operations	Executive Assistant I	\$69.49
100: Human Resources	Executive Assistant II	\$88.75
100: Police	Executive Assistant II	\$89.61
100: City Manager - Operations	Executive Assistant III	\$84.75
100: City Attorney	Executive Assistant IV	\$106.64
100: City Clerk	Executive Assistant IV	\$94.09
100: City Manager - Operations	Executive Assistant IV	\$89.47
166: Nutrition	Executive Chef	\$114.05
100: City Manager - Operations	Executive Secretary	\$76.07
100: Engineering & Public Works	Executive Secretary	\$105.04
626: Facilities Maint Fund	Facilities Maint Supervisor	\$125.68
100: Finance	Financial Services Officer	\$183.76
100: Fire	Fire Battalion Chief	\$196.93
100: Fire	Fire Captain	\$158.97
100: Fire	Fire Chief	\$283.64
100: Fire	Fire Division Chief	\$240.05
100: Fire	Fire Engineer	\$137.78
100: Fire	Fire Inspector I	\$109.00
100: Fire	Fire Inspector II	\$117.59
100: Fire	Firefighter	\$119.56
166: Nutrition	Food Services Worker	\$87.42
100: Community Development	Graffiti Removal Assistant	\$75.12
100: Community Development	Graffiti Removal Technician	\$88.78
166: Nutrition	Home Delivered Meal Coordinator	\$92.82
166: Nutrition	Home Delivered Meal Driver	\$91.38
100: Community Development	Homelessness Services Coordinator	\$166.84
100: Housing & Economic Development	Housing Assistant	\$74.77
100: Housing & Economic Development	Housing Inspector I	\$97.61
100: Housing & Economic Development	Housing Inspector II	\$107.00
100: Housing & Economic Development	Housing Programs Manager	\$166.61
100: Housing & Economic Development	Housing Specialist	\$109.22
100: Human Resources	Human Resources Director	\$248.45
100: Human Resources	Human Resources Manager	\$182.65
629: Information Systems Maintenance	Information Technology Analyst	\$118.58

629: Information Systems Maintenance	Information Technology Manager	\$177.24
629: Information Systems Maintenance	Information Technology Technician	\$99.43
100: Engineering & Public Works	Junior Engineer-Civil	\$138.66
100: Engineering & Public Works	Lead Equipment Mechanic	\$127.10
100: Engineering & Public Works	Lead Hazard Control Program Case Manager	\$115.81
100: Engineering & Public Works	Lead Hazard Control Program Coordinator	\$126.77
100: Housing & Economic Development	Lead Housing Inspector	\$96.78
100: Human Resources	Lead Risk Inspector/Assessor	\$97.71
100: Engineering & Public Works	Lead Sampling Technician	\$93.57
105: Parks Maintenance Fund	Lead Tree Trimmer	\$102.63
104: Library Fund	Librarian	\$134.88
104: Library Fund	Library and Community Services Director	\$393.39
104: Library Fund	Library Assistant	\$81.55
104: Library Fund	Library Circulation Supervisor	\$117.37
104: Library Fund	Library Technician	\$98.58
100: Engineering & Public Works	Maintenance Worker	\$87.77
125: Sewer Service Fund	Maintenance Worker	\$71.40
100: Finance	Management Analyst I	\$105.84
100: Finance	Management Analyst II	\$120.28
100: Finance	Management Analyst III	\$134.73
100: Finance	Management Analyst Trainee	\$84.80
100: City Manager - Neighborhood Council	Neighborhood Council Coordinator	\$107.07
100: City Manager - Neighborhood Council	Neighborhood Council Specialist	\$70.68
100: Community Development	Neighborhood Services Manager	\$161.38
166: Nutrition	Nutrition Program Manager	\$224.72
166: Nutrition	Nutrition Services Supervisor	\$153.95
100: Community Development	Office Assistant	\$66.18
100: City Manager - Operations	Office Assistant	\$55.99
100: Engineering & Public Works	Office Assistant	\$77.32
100: Fire	Office Assistant	\$64.14
100: Housing & Economic Development	Office Assistant	\$62.46
100: Human Resources	Office Assistant	\$63.06
100: Police	Office Assistant	\$63.67
105: Parks Maintenance Fund	Park Caretaker	\$85.05
105: Parks Maintenance Fund	Park Superintendent	\$187.22
105: Parks Maintenance Fund	Park Supervisor	\$135.15
105: Parks Maintenance Fund	Parking Regulations Officer	\$95.50
105: Parks Maintenance Fund	Parks Equipment Operator	\$98.91
100: Finance	Payroll Technician I	\$76.06
100: Finance	Payroll Technician II	\$83.67
100: Fire	Permit Technician	\$87.31
100: Finance	PIO/Mgmt Analyst III	\$143.62

100: Community Development	Planning Manager	\$180.73
100: Community Development	Planning Technician	\$89.92
100: Community Development	Plans Examiner	\$141.89
626: Facilities Maint Fund	Plumber	\$91.80
100: Police	Police Captain	\$289.76
100: Police	Police Chief	\$319.48
100: Police	Police Dispatch Supervisor	\$132.30
100: Police	Police Dispatcher	\$104.07
100: Police	Police Investigative Aide	\$91.16
100: Police	Police Investigator (Non-Sworn)	\$100.63
100: Police	Police Lieutenant	\$226.43
100: Police	Police Officer	\$149.30
100: Police	Police Operations Assistant	\$87.69
100: Police	Police Records Clerk	\$67.28
100: Police	Police Records Supervisor	\$96.30
100: Police	Police Recruit	\$85.61
100: Police	Police Sergeant	\$187.04
100: Police	Police Support Services Manager	\$158.40
100: Engineering & Public Works	Principal Civil Engineer	\$238.94
104: Library Fund	Principal Librarian	\$187.58
100: Community Development	Principal Planner	\$180.11
100: Community Development	Project Officer	\$156.93
100: Police	Property & Evidence Specialist I	\$72.65
100: Police	Property & Evidence Specialist II	\$86.95
100: Police	Property & Evidence Unit Supervisor	\$99.33
100: Housing & Economic Development	Property Agent	\$110.83
100: Engineering & Public Works	Public Works Crew Supervisor	\$155.62
100: Finance	Purchasing Agent	\$155.57
100: Finance	Purchasing Clerk	\$71.41
100: City Clerk	Records Management Officer	\$156.12
100: Community Services	Recreation Center Supervisor	\$99.25
100: Community Services	Recreation Superintendent	\$151.79
100: Community Services	Recreation Supervisor	\$105.33
100: Human Resources	Risk Manager	\$177.91
100: Finance	Senior Accountant	\$132.42
100: Finance	Senior Accounting Assistant	\$87.15
100: Fire	Senior Building Inspector	\$122.52
100: Engineering & Public Works	Senior Civil Engineering Technician	\$135.53
100: Community Development	Senior Code Conformance Officer	\$115.52
100: Engineering & Public Works	Senior Construction Inspector	\$149.16
100: Engineering & Public Works	Senior Equipment Operator	\$113.96
100: Housing & Economic Development	Senior Housing Specialist	\$119.67

629: Information Systems Maintenance	Senior Information Technology Analyst	\$133.23
104: Library Fund	Senior Librarian	\$152.87
104: Library Fund	Senior Library Technician	\$103.83
100: Community Development	Senior Office Assistant	\$73.77
100: City Manager - Operations	Senior Office Assistant	\$62.42
100: Engineering & Public Works	Senior Office Assistant	\$86.19
100: Fire	Senior Office Assistant	\$71.49
100: Housing & Economic Development	Senior Office Assistant	\$69.63
100: Human Resources	Senior Office Assistant	\$70.29
100: Police	Senior Office Assistant	\$70.98
105: Parks Maintenance Fund	Senior Park Caretaker	\$91.20
100: Police	Senior Police Dispatcher	\$126.32
100: Engineering & Public Works	Senior Traffic Painter	\$108.60
166: Nutrition	Sous Chef	\$97.78
100: City Council	Special Assistant to the Mayor	\$127.00
100: Police	Stop Grant Office Coordinator	\$86.74
100: Engineering & Public Works	Storm Water Compliance Inspector	\$125.51
100: Engineering & Public Works	Street & Wastewater Maint Superintendent	\$202.42
100: Engineering & Public Works	Street Maintenance Supervisor	\$149.79
100: Engineering & Public Works	Street Sweeper Operator	\$102.33
626: Facilities Maint Fund	Supervising Custodian	\$66.49
100: Engineering & Public Works	Traffic Engineer	\$242.62
100: Engineering & Public Works	Traffic Painter	\$97.89
100: Police	Training Coordinator	\$85.54
105: Parks Maintenance Fund	Tree Trimmer	\$97.34
125: Sewer Service Fund	Wastewater Crew Chief	\$96.93
125: Sewer Service Fund	Wastewater Supervisor	\$125.61
Part Time Positions		
	Recreation Leader III	\$22.85

Appendix C – Cost Recovery Analysis

The following tables provide the results of the analysis, resulting full cost recovery amount, and recommended fees. For fees in which the full cost, existing fee and suggested fee is listed as “NA”, the amount or percentage was not calculable based on cost data or variable fee structure. This is most common when either the current or the suggested fee includes a variable component that is not comparable on a one-to-one basis, a full cost was not calculated (for penalties and fines), or when there is not a current fee amount to compare against.

Building

#	Description	Current Fee/Charge	Unit	Notes
1	Travel and Documentation (standard) (2 trips)	\$151.00		
2	Travel and Documentation (each additional trip)	\$105.00		
3	Permit Issuance	\$58.00		
4	Construction & Demolition Admin Fee	\$118.00		
5	Mechanical Permit Fees			
6	Stand Alone Mechanical Plan Check	\$139.00		
7	Air Conditioning Unit	\$64.00		
8	Furnaces (F. A. U., Floor)	\$64.00		
9	Wall Heater	\$64.00		
10	Appliance Vent/Chimney (Only)	\$42.00		
11	Refrigeration Compressor	\$128.00		
12	Boiler	\$132.00		
13	Chiller	\$132.00		
14	Heat Pump (Package Unit)	\$64.00		
15	Heater (Unit, Radiant, etc.)	\$64.00		
16	Air Handler	\$64.00		
17	Duct Work Only	\$132.00		
18	Evaporative Cooler	\$64.00		
19	Make-up Air System	\$132.00		
20	Moisture Exhaust Duct (Clothes Dryer)	\$19.00		
21	Vent Fan (Single Duct)	\$19.00		
22	Vent System	\$64.00		
23	Exhaust Hood and Duct (Residential)	\$64.00		
24	Exhaust Hood- Type I (Commercial Grease Hood)	\$132.00		
25	Exhaust Hood - Type II (Commercial Steam Hood)	\$132.00		
26	Non- Residential Incinerator	\$132.00		
27	Refrigerator Condenser Remote	\$132.00		
28	Walk- in Box I Refrigerator Coil	\$132.00		
29	Electrical Permit Fees			
30	Stand Alone Electrical Plan Check	\$139.00		
31	Single Phase Service	\$82.00	per 100 amps	
32	Three Phase Service	\$130.00	per 100 amps	

Full Cost	Subsidy %	Suggested Fee	Fee Δ
\$188.00	1%	\$187.00	\$36
\$126.74	1%	\$126.00	\$21
\$65.48	1%	\$65.00	\$7
NA	NA	\$118.00	\$0
\$125.38	0%	\$125.00	-\$14
\$157.37	0%	\$157.00	\$93
\$157.37	0%	\$157.00	\$93
\$157.37	0%	\$157.00	\$93
\$157.37	0%	\$157.00	\$115
\$157.37	0%	\$157.00	\$29
\$179.19	0%	\$179.00	\$47
\$179.19	0%	\$179.00	\$47
\$209.82	0%	\$209.00	\$145
\$157.37	0%	\$157.00	\$93
\$157.37	0%	\$157.00	\$93
\$188.00	1%	\$187.00	\$55
\$209.82	0%	\$209.00	\$145
\$188.00	1%	\$187.00	\$55
\$188.00	1%	\$187.00	\$168
\$188.00	1%	\$187.00	\$168
\$188.00	1%	\$187.00	\$123
\$188.00	1%	\$187.00	\$123
\$209.82	0%	\$209.00	\$77
\$209.82	0%	\$209.00	\$77
\$209.82	0%	\$209.00	\$77
\$209.82	0%	\$209.00	\$77
\$209.82	0%	\$209.00	\$77
\$125.38	0%	\$125.00	-\$14
\$179.19	0%	\$179.00	\$97
\$179.19	0%	\$179.00	\$49

Building				
#	Description	Current Fee/Charge	Unit	Notes
33	All Other Types of Construction			
34	15 or 20 amp - First 10 circuits	\$42.00	each	
35	15 or 20 amp - next 90 circuits	\$19.00	each	
36	15 or 20 amp -over 100 circuits	\$10.00	each	
37	25 to 40 amp circuits	\$64.00	each	
38	50 to 175 amp circuits	\$87.00	each	
39	200 amp and larger circuits	\$109.00	each	
40	Temporary Service	\$64.00	each .	
41	Temporary Pole	\$64.00	each	
42	Pre-Inspection	\$112.00	per hour	
43	Generator Installation	\$64.00	per kw	
44	Plumbing Permit Fees			
45	Stand Alone Plumbing Plan Check	\$139.00		
46	Fixtures	\$19.00	each	
47	Gas System	\$42.00	first outlet	
48	Gas Outlets	\$19.00	each additional	
49	Building Sewer	\$64.00		
50	Grease Trap	\$64.00		
51	Backflow Preventer 1 through 5	\$42.00	up to 5	
52	Backflow Preventer - each additional (More than 5)	\$9.00	each	
53	Roof Drain - Rainwater System	\$132.00		
54	Water Heater - Residential	\$60.00	no admin fee	
55	Water Heater - Commercial	\$140.00	no admin fee	
56	Water Pipe Repair I Replacement	\$42.00		
57	Drain- Vent Repair I Alterations	\$42.00		
58	Drinking Fountain	\$64.00		
59	Solar Water System Fixtures	\$132.00		solar panels, tanks, water treatment equipment
60	Graywater Systems (per hour)	\$170.00	each	
61	Medical Gas System (Each Outlet)	\$19.00	each	
62	Miscellaneous			
63	Repetitive plan check review	First permit at 100% of Fee Schedule Rate, each additional at 25% for Plan Check Fee, Inspections @ Full Fee Schedule Rate		

Full Cost	Subsidy %	Suggested Fee	Fee Δ
\$209.82	0%	\$209.00	\$167
\$209.82	0%	\$209.00	\$190
\$209.82	0%	\$209.00	\$199
\$209.82	0%	\$209.00	\$145
\$209.82	0%	\$209.00	\$122
\$209.82	0%	\$209.00	\$100
\$209.82	0%	\$209.00	\$145
\$209.82	0%	\$209.00	\$145
\$144.34	0%	\$144.00	\$32
\$209.82	0%	\$209.00	\$145
\$125.38	0%	\$125.00	-\$14
\$188.00	1%	\$187.00	\$168
\$188.00	1%	\$187.00	\$145
\$122.52	0%	\$122.00	\$103
\$188.00	1%	\$187.00	\$123
\$209.82	0%	\$209.00	\$145
\$209.82	0%	\$209.00	\$167
\$122.52	0%	\$122.00	\$113
\$188.00	1%	\$187.00	\$55
\$188.00	1%	\$187.00	\$127
\$188.00	1%	\$187.00	\$47
\$188.00	1%	\$187.00	\$145
\$188.00	1%	\$187.00	\$145
\$188.00	1%	\$187.00	\$123
\$209.82	0%	\$209.00	\$77
\$209.82	0%	\$209.00	\$39
\$209.82	0%	\$209.00	\$190
NA	NA	First permit at 100% of Fee Schedule Rate, each additional at 25% for Plan Check Fee, Inspections @ Full Fee Schedule Rate	NA

Building				
#	Description	Current Fee/Charge	Unit	Notes
64	Antenna-Telecom Facility			
65	Equipment container	\$837.00	each	
66	Cellular/Mobile Phone, free-standing	\$649.00	each	
67	Cellular/Mobile Phone, co-location	\$588.00	each	
68	Awning/Canopy (Supported by building)	\$542.00	each	
69	Balcony Addition	\$649.00	each	
70	Building Moving Application Fee	\$760.00	each	
71	Carport	\$727.00	up to 500 sq.ft.	
72	Change of Occupancy	\$201.00	each	
73	Close Existing Openings	\$600.00	each	
74	Compliance Inspections/Reinspection's	\$120.00	each	
75	Condo Conversion	\$707.00	each unit	
76	Covered Porch	\$657.00	each	
77	Deck	\$653.00	each	
78	Demolition-Residential Partial Demo (flat fee)	\$225.00	each	
79	Demolition - Residential	\$356.00	each	
80	Demolition- Multifamily/Commercial	\$376.00	each	
81	Door-New	\$380.00	installation each	
82	Drywall (first 500 sq.ft.)	\$164.00		
83	Each additional 100 sq.ft.	\$13.00	up to 100 sq. ft.	
84	Fence or Freestanding Wall (non- masonry) >7 feet in height	\$354.00	up to 100 lin. ft.	
85	Each additional 100 lin. Feet	\$42.00	each 100 lin. ft.	
86	Fence or Freestanding Wall (masonry) >4 feet in height	\$420.00	up to 100 lin. ft.	
87	Each additional 100 lin. Feet	\$57.00	each 100 lin. ft.	
88	Fireplace	Hourly Rate of Personnel		
89	Masonry	\$600.00	each	
90	Pre-Fabricated/Metal	\$364.00	each	
91	Flag pole (over 30 feet in height)	\$433.00	each	

Full Cost	Subsidy %	Suggested Fee	Fee Δ
\$864.83	0%	\$864.00	\$27
\$690.57	0%	\$690.00	\$41
\$613.46	0%	\$613.00	\$25
\$570.87	0%	\$570.00	\$28
\$690.57	0%	\$690.00	\$41
\$811.32	0%	\$811.00	\$51
\$802.74	0%	\$802.00	\$75
\$217.93	0%	\$217.00	\$16
\$861.61	0%	\$861.00	\$261
\$136.11	0%	\$136.00	\$16
\$766.91	0%	\$766.00	\$59
\$692.65	0%	\$692.00	\$35
\$691.61	0%	\$691.00	\$38
\$363.07	0%	\$363.00	\$138
\$397.13	0%	\$397.00	\$41
\$402.33	0%	\$402.00	\$26
\$432.57	0%	\$432.00	\$52
\$200.01	0%	\$200.00	\$36
\$61.26	0%	\$61.00	\$48
\$427.24	0%	\$427.00	\$73
\$61.26	0%	\$61.00	\$19
\$505.66	0%	\$505.00	\$85
\$76.08	0%	\$76.00	\$19
Variable	NA	Hourly Rate of Personnel	\$0
\$683.14	0%	\$683.00	\$83
\$389.02	0%	\$389.00	\$25
\$473.42	0%	\$473.00	\$40

Building				
#	Description	Current Fee/Charge	Unit	Notes
92	Garage (Residential)			
93	Attached	\$882.00	up to 750 sq. ft.	
94	Detached	\$882.00	up to 750 sq. ft.	
95	Greenhouse (non- commercial)	\$395.00	each	
96	Insulation	\$228.00	each	
97	Lighting pole	\$433.00	each	
98	Each additional pole	\$61.00	each	
99	Partition-Commercial, Interior	\$378.00	up to 30 lin. ft.	
100	Additional partition	\$19.00	each 30 lin. ft.	
101	Partition-Residential, Interior	\$378.00	up to 30 lin. ft.	
102	Additional partition	\$19.00	each 30 lin. ft.	
103	Patio Cover without calcs	\$619.00	per 300 sq.ft.	
104	Patio Cover with calcs	\$720.00	per 300 sq.ft.	
105	Photovoltaic System	\$398.00	per system	
106	Pile Foundation			
107	Cast in place concrete (first 10 piles)	\$573.00	up to 10	
108	Additional Piles (increments of 10)	\$115.00	each 10	
109	Driven (steel, pre-stressed concrete)	\$588.00	up to 10	
110	Additional Piles (increments of 10)	\$131.00	each 10	
111	Pre- Plan Check Appointments (first hour)	\$211.00	each	
112	Pre-Plan Check appt (each add'l 1/2 hour)	\$105.00	each	
113	Remodel-Residential			
114	500 sq.ft.	\$789.00	up to 500 sq.ft.	
115	Additional Remodel	\$53.00	each 100 sq. ft.	
116	Re-roof			
117	Tile/Shake- first 500 sq.ft.	\$265.00	up to 500 sq. ft.	
118	each additional 100 sq.ft.	\$19.00	each 100 sq. ft.	
119	Camp/Metal- first 500 sq.ft.	\$265.00	up to 500 sq. Ft.	
120	each additional 100 sq.ft.	\$19.00	each 100 sq. ft.	
121	Roof Structure Replacement	\$681.00	up to 500 sq.ft.	
122	each additional space 100 sq.ft.	\$58.00	each 100 sq. ft.	
123	Residential Re- Plumb (Flat Rate)	\$151.00	each unit	
124	Residential Re-Wire (Flat Rate)	\$151.00	each unit	

Full Cost	Subsidy %	Suggested Fee	Fee Δ
\$997.28	0%	\$997.00	\$115
\$997.28	0%	\$997.00	\$115
\$412.47	0%	\$412.00	\$17
\$264.96	0%	\$264.00	\$36
\$473.42	0%	\$473.00	\$40
\$76.60	1%	\$76.00	\$15
\$565.51	0%	\$565.00	\$187
\$124.86	1%	\$124.00	\$105
\$565.51	0%	\$565.00	\$187
\$124.86	1%	\$124.00	\$105
\$674.53	0%	\$674.00	\$55
\$767.90	0%	\$767.00	\$47
\$421.27	0%	\$421.00	\$23
\$584.08	0%	\$584.00	\$11
\$138.17	0%	\$138.00	\$23
\$599.42	0%	\$599.00	\$11
\$153.51	0%	\$153.00	\$22
\$274.72	0%	\$274.00	\$63
\$137.36	0%	\$137.00	\$32
\$859.79	0%	\$859.00	\$70
\$68.80	1%	\$68.00	\$15
\$316.85	0%	\$316.00	\$51
\$63.60	1%	\$63.00	\$44
\$316.85	0%	\$316.00	\$51
\$63.60	1%	\$63.00	\$44
\$721.93	0%	\$721.00	\$40
\$73.74	1%	\$73.00	\$15
\$188.00	1%	\$187.00	\$36
\$188.00	1%	\$187.00	\$36

Building				
#	Description	Current Fee/Charge	Unit	Notes
125	Room Addition- First Story			
126	Up to 500 sq.ft.	\$913.00	up to 500 sq. ft.	
127	each additional 100 sq.ft.	\$63.00	each 100 sq. ft.	
128	Up to 500 sq. ft. with calcs	\$1,191.00	up to 500 sq.ft.	
129	each addition per 100 sq. ft. with calcs	\$56.00	each 100 sq. ft.	
130	Room Addition-Multi- story			
131	Up to 500 sq.ft	\$1,230.00	up to 500 sq. ft.	
132	each addition per 100 sq. ft.	\$52.00	each 100 sq. ft.	
133	Up to 500 sq.ft. with calcs	\$1,368.00	each 500 sq. ft.	
134	each addition per 100 sq.ft. with calcs	\$85.00	each 100 sq. ft.	
135	Sauna	\$403.00	each	
136	Siding	\$197.00	per 400 sq.ft.	
137	Additional siding	\$42.00	each 400 sq.ft.	
138	Signs			
139	Pole Sign, Non-electric	\$387.00	each	
140	Pole Sign, Electric	\$441.00	each	
141	Wall/Awning Sign, Non-electric	\$341.00	each	
142	Wall Sign-Electric	\$364.00	each	
143	Skylight	\$456.00	each	
144	Spa or Hot Tub (Pre-Fabricated)	\$356.00	each	
145	Stairs-First Flight	\$400.00	first flight	
146	each additional flight	\$64.00	per flight	
147	Storage Racks			
148	5'9" (up to 100 sq.ft.)	\$496.00	first 100 sq. ft.	
149	each additional 100 sq.ft.	\$53.00	each 100 sq. ft.	
150	Stucco Applications	\$259.00	up to 400 sq.ft.	
151	Additional stucco application	\$53.00	per each 400 sq.ft.	
152	Swimming Pool/ Spa			
153	Residential Non-Pre-Fabricated	\$712.00	up to 800 sq. ft.	
154	each additional 100 sq.ft.	\$56.00	each 100 sq. ft.	
155	Commercial Non-Pre-Fabricated	\$781.00	up to 800 sq. ft.	
156	Commercial each add'l 100 sq.ft.	\$56.00	each 100 sq. ft.	

Full Cost	Subsidy %	Suggested Fee	Fee Δ
\$1,013.24	0%	\$1,013.00	\$100
\$129.80	1%	\$129.00	\$66
\$1,307.42	0%	\$1,307.00	\$116
\$71.14	0%	\$71.00	\$15
\$1,382.84	0%	\$1,382.00	\$152
\$68.54	1%	\$68.00	\$16
\$1,551.64	0%	\$1,551.00	\$183
\$132.40	0%	\$132.00	\$47
\$457.72	0%	\$457.00	\$54
\$249.25	0%	\$249.00	\$52
\$61.26	0%	\$61.00	\$19
\$412.16	0%	\$412.00	\$25
\$481.22	0%	\$481.00	\$40
\$358.39	0%	\$358.00	\$17
\$381.53	0%	\$381.00	\$17
\$511.54	0%	\$511.00	\$55
\$381.48	0%	\$381.00	\$25
\$442.74	0%	\$442.00	\$42
\$99.43	0%	\$99.00	\$35
\$499.63	0%	\$499.00	\$3
\$68.80	1%	\$68.00	\$15
\$310.87	0%	\$310.00	\$51
\$68.80	1%	\$68.00	\$15
\$767.85	0%	\$767.00	\$55
\$71.40	1%	\$71.00	\$15
\$852.25	0%	\$852.00	\$71
\$71.40	1%	\$71.00	\$15

Building				
#	Description	Current Fee/Charge	Unit	Notes
157	Window or Sliding Glass Door			
158	New Window (Non-Structural)	\$378.00	each	
159	Each additional (Non-Structural)	\$45.00	each	
160	New Window Structural	\$400.00	each	
161	Each additional structural	\$53.00	each	
162	Repair/Replace-First 10 Windows (Retro-fit Windows)	\$230.00	1 thru 10	
163	Repair/Replace-Each additional 5 (Retro-fit Windows)	\$45.00	increments of 5	
164	Plan Change and/or Review (Standard Hourly Rate)	\$178.00		
165	Research	Hourly Rate of Personnel	per 1/2 hour	
166	Supplemental Inspection Fee	\$112.00	per hour	
167	Emergency (Non- Scheduled) Call- Out Fee	\$390.00	4 hours	
168	After Hours (Scheduled) Call- Out Fee	\$204.00	2 hours	
169	Each additional hour	\$112.00	per hour	
170	Pubic Records Act Copies	Refer to City Clerk Fees		
171	Duplication of Building Plans	\$98.73		
172	Certificate of Occupancy	\$60.00	each	
173	Certificate of Occupancy (Duplicate)	\$49.00	each	
174	Temporary Certificate of Occupancy	\$187.00	each	
175	Job Card Replacement	\$36.00	each	
176	Refund Processing	\$105.00	each	
177	Change of Contractor/Architect or Owner	\$128.00	each	
178	Product Review	\$82.00	each	
179	Request/Research for alternative methods	\$154.86	per hour	1 Hour Minimum
180	Additional Plan Check Fee after Third Submittal	\$154.86	each	
181	Supplemental Plan Check/Plan Change	\$154.86	per hour	1 Hour Minimum
182	Trash Enclosure	\$375.00	each	
183	Commercial Coach (Construction/Temporary Trailers)	\$250.00	each	
184	Modular Structures	\$750.00	each	
185	Mezzanine			
186	First 500 Square Feet	\$500.00	each	
187	Each additional 500 Square Feet	\$42.40	each	
188	Electrical Vehicle Charging Station			
189	Residential (SFD or Duplex)	\$225.00	each	
190	Commercial or Multifamily Residential	\$225.00	first	
191	Commercial or Multifamily Residential	\$50.00	each additional	

Full Cost	Subsidy %	Suggested Fee	Fee Δ
\$501.40	0%	\$501.00	\$123
\$68.28	0%	\$68.00	\$23
\$585.27	0%	\$585.00	\$185
\$68.28	0%	\$68.00	\$15
\$273.94	0%	\$273.00	\$43
\$61.26	0%	\$61.00	\$16
\$169.03	0%	\$169.00	-\$9
Variable	NA	Hourly Rate of Personnel	\$0
\$144.34	0%	\$144.00	\$32
\$511.89	0%	\$511.00	\$121
\$266.86	0%	\$266.00	\$62
\$144.34	0%	\$144.00	\$32
Variable	NA	Refer to City Clerk Fees	\$0
\$137.96	1%	\$137.00	\$38
\$115.58	0%	\$115.00	\$55
\$71.92	1%	\$71.00	\$22
\$348.95	0%	\$348.00	\$161
\$52.46	1%	\$52.00	\$16
\$187.50	0%	\$187.00	\$82
\$187.50	0%	\$187.00	\$59
\$122.02	0%	\$122.00	\$40
\$228.32	0%	\$228.00	\$73
\$147.20	0%	\$147.00	-\$8
\$147.20	0%	\$147.00	-\$8
\$488.34	0%	\$488.00	\$113
\$304.57	0%	\$304.00	\$54
\$813.38	0%	\$813.00	\$63
\$583.09	0%	\$583.00	\$83
\$61.26	0%	\$61.00	\$19
\$304.57	0%	\$304.00	\$79
\$304.57	0%	\$304.00	\$79
\$186.64	0%	\$186.00	\$136

BUILDING PERMIT FEES - CONSTRUCTION TYPES: IA, IB													
			Old Construction Fee Schedule						New Construction Fee Schedule				
IBC Class	IBC Occupancy	Square Footage	Plan Check Fee	Inspection Check Fee	Total				Plan Check Fee	Inspection Check Fee	Total		
A-1	Assembly—Fixed Seating Theater, Concert Hall	1,000	\$1,497.29	\$1,983.98	\$3,481.27	plus	\$86.76	for each additional 100 s.f. or fraction thereof > half of 100 s.f., to and including 5000 s.f.	\$1,609.29	\$2,093.32	\$3,702.61	plus	\$88.29 for each additional 100 s.f. or fraction thereof > half of 100 s.f., to and including 5000 s.f.
		5,000	4,205.38	2,746.42	6,951.80	plus	78.79	for each additional 100 s.f. or fraction thereof > half of 100 s.f., to and including 10000 s.f.	4,361.52	2,872.78	7,234.30	plus	80.54 for each additional 100 s.f. or fraction thereof > half of 100 s.f., to and including 10000 s.f.
		10,000	7,382.22	3,508.86	10,891.08	plus	55.91	for each additional 100 s.f. or fraction thereof > half of 100 s.f., to and including 20000 s.f.	7,609.26	3,652.23	11,261.49	plus	55.28 for each additional 100 s.f. or fraction thereof > half of 100 s.f., to and including 20000 s.f.
		20,000	11,321.50	5,160.82	16,482.32	plus	40.22	for each additional 100 s.f. or fraction thereof > half of 100 s.f., to and including 50000 s.f.	11,636.45	5,341.06	16,977.51	plus	51.59 for each additional 100 s.f. or fraction thereof > half of 100 s.f., to and including 50000 s.f.
		50,000	22,468.63	6,080.91	28,549.54	plus	47.53	for each additional 100 s.f. or fraction thereof > half of 100 s.f., to and including 100000 s.f.	23,069.53	6,321.64	29,391.18	plus	48.59 for each additional 100 s.f. or fraction thereof > half of 100 s.f., to and including 100000 s.f.
		100,000	40,386.00	11,926.29	52,312.29	plus	40.46	for each additional 100 s.f. or fraction thereof	41,386.77	12,297.48	53,684.24	plus	41.36 for each additional 100 s.f. or fraction thereof
A-2	Assembly—Food & Drink Restaurant, Night Club, Bar	1,000	\$1,999.27	\$2,746.42	\$4,745.69	plus	\$115.51	for each additional 100 s.f. or fraction thereof > half of 100 s.f., to and including 5000 s.f.	\$2,087.58	\$2,872.78	\$4,960.36	plus	\$118.56 for each additional 100 s.f. or fraction thereof > half of 100 s.f., to and including 5000 s.f.
		5,000	5,476.12	3,890.08	9,366.20	plus	106.74	for each additional 100 s.f. or fraction thereof > half of 100 s.f., to and including 10000 s.f.	5,660.62	4,041.96	9,702.58	plus	114.65 for each additional 100 s.f. or fraction thereof > half of 100 s.f., to and including 10000 s.f.
		10,000	9,796.62	4,906.67	14,703.29	plus	74.97	for each additional 100 s.f. or fraction thereof > half of 100 s.f., to and including 20000 s.f.	10,077.54	5,081.24	15,158.78	plus	76.65 for each additional 100 s.f. or fraction thereof > half of 100 s.f., to and including 20000 s.f.
		20,000	15,006.63	7,193.99	22,200.63	plus	54.20	for each additional 100 s.f. or fraction thereof > half of 100 s.f., to and including 50000 s.f.	15,403.83	7,419.61	22,823.43	plus	71.24 for each additional 100 s.f. or fraction thereof > half of 100 s.f., to and including 50000 s.f.
		50,000	29,965.97	8,495.31	38,461.27	plus	64.30	for each additional 100 s.f. or fraction thereof > half of 100 s.f., to and including 100000 s.f.	30,734.19	8,789.92	39,524.11	plus	65.73 for each additional 100 s.f. or fraction thereof > half of 100 s.f., to and including 100000 s.f.
		100,000	53,855.79	16,755.09	70,610.88	plus	54.96	for each additional 100 s.f. or fraction thereof	55,157.17	17,234.04	72,391.20	plus	56.18 for each additional 100 s.f. or fraction thereof
A-3	Assembly—Worship, Amusement Arcade, Church, Community Hall	1,000	\$1,999.27	\$2,365.20	\$4,364.46	plus	\$112.34	for each additional 100 s.f. or fraction thereof > half of 100 s.f., to and including 5000 s.f.	\$2,087.58	\$2,483.05	\$4,570.63	plus	\$115.31 for each additional 100 s.f. or fraction thereof > half of 100 s.f., to and including 5000 s.f.
		5,000	5,476.12	3,381.79	8,857.90	plus	101.66	for each additional 100 s.f. or fraction thereof > half of 100 s.f., to and including 10000 s.f.	5,660.62	3,522.32	9,182.94	plus	111.72 for each additional 100 s.f. or fraction thereof > half of 100 s.f., to and including 10000 s.f.
		10,000	9,796.62	4,144.23	13,940.85	plus	72.43	for each additional 100 s.f. or fraction thereof > half of 100 s.f., to and including 20000 s.f.	10,077.54	4,301.78	14,379.32	plus	74.05 for each additional 100 s.f. or fraction thereof > half of 100 s.f., to and including 20000 s.f.
		20,000	15,006.63	6,177.40	21,184.04	plus	53.36	for each additional 100 s.f. or fraction thereof > half of 100 s.f., to and including 50000 s.f.	15,403.83	6,380.33	21,784.16	plus	68.77 for each additional 100 s.f. or fraction thereof > half of 100 s.f., to and including 50000 s.f.
		50,000	29,965.97	7,224.57	37,190.54	plus	62.01	for each additional 100 s.f. or fraction thereof > half of 100 s.f., to and including 100000 s.f.	30,734.19	7,490.83	38,225.02	plus	63.40 for each additional 100 s.f. or fraction thereof > half of 100 s.f., to and including 100000 s.f.
		100,000	53,855.79	14,340.69	68,196.48	plus	53.00	for each additional 100 s.f. or fraction thereof	55,157.17	14,765.76	69,922.92	plus	54.18 for each additional 100 s.f. or fraction thereof
A-4	Assembly—Indoor Sport Viewing Arena, Skating Rink, Tennis Court	1,000	\$2,126.34	\$2,365.20	\$4,491.54	plus	\$118.69	for each additional 100 s.f. or fraction thereof > half of 100 s.f., to and including 5000 s.f.	\$2,217.49	\$2,483.05	\$4,700.54	plus	\$121.80 for each additional 100 s.f. or fraction thereof > half of 100 s.f., to and including 5000 s.f.
		5,000	5,857.34	3,381.79	9,239.13	plus	104.20	for each additional 100 s.f. or fraction thereof > half of 100 s.f., to and including 10000 s.f.	6,050.35	3,522.32	9,572.67	plus	114.32 for each additional 100 s.f. or fraction thereof > half of 100 s.f., to and including 10000 s.f.
		10,000	10,304.91	4,144.23	14,449.14	plus	74.97	for each additional 100 s.f. or fraction thereof > half of 100 s.f., to and including 20000 s.f.	10,597.18	4,301.78	14,898.96	plus	76.65 for each additional 100 s.f. or fraction thereof > half of 100 s.f., to and including 20000 s.f.
		20,000	15,769.07	6,177.40	21,946.48	plus	56.32	for each additional 100 s.f. or fraction thereof > half of 100 s.f., to and including 50000 s.f.	16,183.28	6,380.33	22,563.62	plus	71.80 for each additional 100 s.f. or fraction thereof > half of 100 s.f., to and including 50000 s.f.
		50,000	31,617.93	7,224.57	38,842.50	plus	64.55	for each additional 100 s.f. or fraction thereof > half of 100 s.f., to and including 100000 s.f.	32,423.01	7,490.83	39,913.84	plus	65.99 for each additional 100 s.f. or fraction thereof > half of 100 s.f., to and including 100000 s.f.
		100,000	56,778.49	14,340.69	71,119.17	plus	36.92	for each additional 100 s.f. or fraction thereof	58,145.09	14,765.76	72,910.84	plus	37.74 for each additional 100 s.f. or fraction thereof
A	A Occupancy Tenant Improvements	400	\$586.17	\$1,221.54	\$1,807.71	plus	\$97.22	for each additional 100 s.f. or fraction thereof > half of 100 s.f., to and including 2000 s.f.	\$636.75	\$1,313.86	\$1,950.62	plus	\$100.16 for each additional 100 s.f. or fraction thereof > half of 100 s.f., to and including 2000 s.f.
		2,000	1,633.33	1,729.83	3,363.16	plus	82.60	for each additional 100 s.f. or fraction thereof > half of 100 s.f., to and including 4000 s.f.	1,719.68	1,833.50	3,553.18	plus	92.56 for each additional 100 s.f. or fraction thereof > half of 100 s.f., to and including 4000 s.f.
		4,000	2,904.07	2,111.05	5,015.12	plus	60.36	for each additional 100 s.f. or fraction thereof > half of 100 s.f., to and including 8000 s.f.	3,018.77	2,223.23	5,242.00	plus	61.71 for each additional 100 s.f. or fraction thereof > half of 100 s.f., to and including 8000 s.f.
		8,000	4,428.95	3,000.57	7,429.52	plus	41.50	for each additional 100 s.f. or fraction thereof > half of 100 s.f., to and including 20000 s.f.	4,577.69	3,132.60	7,710.28	plus	57.04 for each additional 100 s.f. or fraction thereof > half of 100 s.f., to and including 20000 s.f.
		20,000	8,749.45	3,659.58	12,409.03	plus	52.22	for each additional 100 s.f. or fraction thereof > half of 100 s.f., to and including 40000 s.f.	8,994.61	3,818.87	12,813.48	plus	53.45 for each additional 100 s.f. or fraction thereof > half of 100 s.f., to and including 40000 s.f.
		40,000	15,738.50	7,114.22	22,852.71	plus	43.00	for each additional 100 s.f. or fraction thereof	16,139.63	7,363.16	23,502.79	plus	44.02 for each additional 100 s.f. or fraction thereof
B	Business—Bank	100	\$2,349.91	\$1,475.68	\$3,825.59	plus	\$1,207.20	for each additional 100 s.f. or fraction thereof > half of 100 s.f., to and including 500 s.f.	\$2,433.66	\$1,573.68	\$4,007.34	plus	\$1,234.14 for each additional 100 s.f. or fraction thereof > half of 100 s.f., to and including 500 s.f.
		500	6,670.41	1,983.98	8,654.39	plus	1,118.25	for each additional 100 s.f. or fraction thereof > half of 100 s.f., to and including 1000 s.f.	6,850.58	2,093.32	8,943.90	plus	1,162.69 for each additional 100 s.f. or fraction thereof > half of 100 s.f., to and including 1000 s.f.
		1,000	11,753.35	2,492.27	14,245.62	plus	751.26	for each additional 100 s.f. or fraction thereof > half of 100 s.f., to and including 2000 s.f.	12,046.96	2,612.96	14,659.91	plus	768.65 for each additional 100 s.f. or fraction thereof > half of 100 s.f., to and including 2000 s.f.
		2,000	18,122.32	3,635.93	21,758.25	plus	627.68	for each additional 100 s.f. or fraction thereof > half of 100 s.f., to and including 5000 s.f.	18,564.26	3,782.14	22,346.40	plus	719.63 for each additional 100 s.f. or fraction thereof > half of 100 s.f., to and including 5000 s.f.
		5,000	36,293.83	4,294.95	40,588.78	plus	664.41	for each additional 100 s.f. or fraction thereof > half of 100 s.f., to and including 10000 s.f.	37,141.31	4,468.42	41,609.73	plus	679.73 for each additional 100 s.f. or fraction thereof > half of 100 s.f., to and including 10000 s.f.
		10,000	65,424.25	8,384.95	73,809.20	plus	375.40	for each additional 100 s.f. or fraction thereof	66,934.22	8,662.25	75,596.48	plus	384.06 for each additional 100 s.f. or fraction thereof
B	Business—Clinic, Outpatient	100	\$2,095.76	\$1,475.68	\$3,571.45	plus	\$1,111.89	for each additional 100 s.f. or fraction thereof > half of 100 s.f., to and including 500 s.f.	\$2,173.84	\$1,573.68	\$3,747.52	plus	\$1,136.71 for each additional 100 s.f. or fraction thereof > half of 100 s.f., to and including 500 s.f.
		500	6,035.04	1,983.98	8,019.02	plus	1,042.00	for each additional 100 s.f. or fraction thereof > half of 100 s.f., to and including 1000 s.f.	6,201.03	2,093.32	8,294.35	plus	1,084.74 for each additional 100 s.f. or fraction thereof > half of 100 s.f., to and including 1000 s.f.
		1,000	10,736.76	2,492.27	13,229.03	plus	687.73	for each additional 100 s.f. or fraction thereof > half of 100 s.f., to and including 2000 s.f.	11,007.68	2,612.96	13,620.64	plus	703.69 for each additional 100 s.f. or fraction thereof > half of 100 s.f., to and including 2000 s.f.
		2,000	16,470.36	3,635.93	20,106.29	plus	572.62	for each additional 100 s.f. or fraction thereof > half of 100 s.f., to and including 5000 s.f.	16,875.43	3,782.14	20,657.58	plus	663.34 for each additional 100 s.f. or fraction thereof > half of 100 s.f., to and including 5000 s.f.
		5,000	32,989.92	4,294.95	37,284.87	plus	613.58	for each additional 100 s.f. or fraction thereof > half of 100 s.f., to and including 10000 s.f.	33,763.66	4,468.42	38,232.08	plus	627.77 for each additional 100 s.f. or fraction thereof > half of 100 s.f., to and including 10000 s.f.
		10,000	59,578.87	8,384.95	67,963.82	plus	531.70	for each additional 100 s.f. or fraction thereof	60,958.39	8,662.25	69,620.64	plus	543.99 for each additional 100 s.f. or fraction thereof
B	Business—Dry Cleaning	500	\$1,028.54	\$2,619.35	\$3,647.89	plus	\$146.13	for each additional 100 s.f. or fraction thereof > half of 100 s.f., to and including 2500 s.f.	\$1,113.79	\$2,742.87	\$3,856.65	plus	\$149.40 for each additional 100 s.f. or fraction thereof > half of 100 s.f., to and including 2500 s.f.
		2,500	2,807.57	3,763.01	6,570.58	plus	121.99	for each additional 100 s.f. or fraction thereof > half of 100 s.f., to and including 5000 s.f.	2,932.52	3,912.05	6,844.57	plus	140.95 for each additional 100 s.f. or fraction thereof > half of 100 s.f., to and including 5000 s.f.
		5,000	4,967.82	4,652.52	9,620.35	plus	96.58	for each additional 100 s.f. or fraction thereof > half of 100 s.f., to and including 10000 s.f.	5,140.98	4,821.42	9,962.40	plus	98.73 for each additional 100 s.f. or fraction thereof > half of 100 s.f., to and including 10000 s.f.
		10,000	7,509.29	6,939.85	14,449.14	plus	57.76	for each additional 100 s.f. or fraction thereof > half of 100 s.f., to and including 25000 s.f.	7,739.17	7,159.79	14,898.96	plus	90.66 for each additional 100 s.f. or fraction thereof > half of 100 s.f., to and including 25000 s.f.
		25,000	15,006.63	8,107.16	23,113.79	plus	79.39	for each additional 100 s.f. or fraction thereof > half of 100 s.f., to and including 50000 s.f.	15,403.83	8,365.70	23,769.53	plus	81.21 for each additional 100 s.f. or fraction thereof > half of 100 s.f., to and including 50000 s.f.
		50,000	26,951.55	16,009.36	42,960.91	plus	46.28	for each additional 100 s.f. or fraction thereof	27,615.31	16,456.82	44,072.13	plus	47.34 for each additional 100 s.f. or fraction thereof

BUILDING PERMIT FEES - CONSTRUCTION TYPES: IA, IB																		
			Old Construction Fee Schedule						New Construction Fee Schedule									
IBC Class	IBC Occupancy	Square Footage	Plan Check Fee	Inspection Check Fee	Total					Plan Check Fee	Inspection Check Fee	Total						
B	Business—Professional Office	1,000	\$2,222.84	\$3,381.79	\$5,604.62	plus	\$133.43	for each additional 100 s.f. or fraction thereof > half of 100 s.f., to and including 5000 s.f.				\$2,303.75	\$3,522.32	\$5,826.07	plus	\$136.40	for each additional 100 s.f. or fraction thereof > half of 100 s.f., to and including 5000 s.f.	
		5,000	6,289.19	4,652.52	10,941.71	plus	124.53	for each additional 100 s.f. or fraction thereof > half of 100 s.f., to and including 10000 s.f.				6,460.85	4,821.42	11,282.27	plus	131.86	for each additional 100 s.f. or fraction thereof > half of 100 s.f., to and including 10000 s.f.	
		10,000	11,245.06	5,923.26	17,168.31	plus	87.68	for each additional 100 s.f. or fraction thereof > half of 100 s.f., to and including 20000 s.f.				11,527.32	6,120.51	17,647.83	plus	89.64	for each additional 100 s.f. or fraction thereof > half of 100 s.f., to and including 20000 s.f.	
		20,000	17,217.51	8,718.88	25,936.39	plus	62.82	for each additional 100 s.f. or fraction thereof > half of 100 s.f., to and including 50000 s.f.				17,633.06	8,978.52	26,611.58	plus	83.42	for each additional 100 s.f. or fraction thereof > half of 100 s.f., to and including 50000 s.f.	
		50,000	34,514.80	10,267.41	44,782.21	plus	75.27	for each additional 100 s.f. or fraction thereof > half of 100 s.f., to and including 100000 s.f.				35,322.57	10,574.17	45,896.74	plus	76.98	for each additional 100 s.f. or fraction thereof > half of 100 s.f., to and including 100000 s.f.	
		100,000	62,216.83	20,202.79	82,419.63	plus	42.88	for each additional 100 s.f. or fraction thereof				63,642.83	20,743.83	84,386.67	plus	43.85	for each additional 100 s.f. or fraction thereof	
B	Business—High Rise Office	5,000	\$6,685.70	\$13,039.38	\$19,725.07	plus	\$37.49	for each additional 100 s.f. or fraction thereof > half of 100 s.f., to and including 25000 s.f.				\$6,872.40	\$13,395.44	\$20,267.85	plus	\$38.32	for each additional 100 s.f. or fraction thereof > half of 100 s.f., to and including 25000 s.f.	
		25,000	10,370.83	16,851.58	27,222.41	plus	76.37	for each additional 100 s.f. or fraction thereof > half of 100 s.f., to and including 50000 s.f.				10,639.78	17,292.73	27,932.51	plus	69.42	for each additional 100 s.f. or fraction thereof > half of 100 s.f., to and including 50000 s.f.	
		50,000	23,108.76	23,205.26	46,314.02	plus	55.91	for each additional 100 s.f. or fraction thereof > half of 100 s.f., to and including 100000 s.f.				23,674.38	23,788.20	47,462.58	plus	57.16	for each additional 100 s.f. or fraction thereof > half of 100 s.f., to and including 100000 s.f.	
		100,000	43,694.68	30,575.52	74,270.20	plus	36.90	for each additional 100 s.f. or fraction thereof > half of 100 s.f., to and including 250000 s.f.				44,719.71	31,322.95	76,042.66	plus	53.75	for each additional 100 s.f. or fraction thereof > half of 100 s.f., to and including 250000 s.f.	
		250,000	87,184.40	42,432.30	129,616.70	plus	49.20	for each additional 100 s.f. or fraction thereof > half of 100 s.f., to and including 500000 s.f.				89,192.39	43,476.87	132,669.26	plus	50.33	for each additional 100 s.f. or fraction thereof > half of 100 s.f., to and including 500000 s.f.	
		500,000	173,559.07	79,068.42	252,627.48	plus	47.42	for each additional 100 s.f. or fraction thereof				177,531.87	80,963.13	258,495.00	plus	48.50	for each additional 100 s.f. or fraction thereof	
B	B Occupancy Tenant Improvements	250	\$443.81	\$1,094.46	\$1,538.27	plus	\$101.66	for each additional 100 s.f. or fraction thereof > half of 100 s.f., to and including 1250 s.f.				\$485.01	\$1,183.95	\$1,668.97	plus	\$103.93	for each additional 100 s.f. or fraction thereof > half of 100 s.f., to and including 1250 s.f.	
		1,250	1,079.17	1,475.68	2,554.86	plus	91.49	for each additional 100 s.f. or fraction thereof > half of 100 s.f., to and including 2500 s.f.				1,134.56	1,573.68	2,708.25	plus	110.42	for each additional 100 s.f. or fraction thereof > half of 100 s.f., to and including 2500 s.f.	
		2,500	1,968.69	1,729.83	3,698.52	plus	76.24	for each additional 100 s.f. or fraction thereof > half of 100 s.f., to and including 5000 s.f.				2,043.93	1,833.50	3,877.43	plus	77.95	for each additional 100 s.f. or fraction thereof > half of 100 s.f., to and including 5000 s.f.	
		5,000	2,985.28	2,619.35	5,604.62	plus	44.98	for each additional 100 s.f. or fraction thereof > half of 100 s.f., to and including 12500 s.f.				3,083.20	2,742.87	5,826.07	plus	71.00	for each additional 100 s.f. or fraction thereof > half of 100 s.f., to and including 12500 s.f.	
		12,500	5,953.83	3,024.21	8,978.05	plus	61.18	for each additional 100 s.f. or fraction thereof > half of 100 s.f., to and including 25000 s.f.				6,136.60	3,169.33	9,305.93	plus	62.65	for each additional 100 s.f. or fraction thereof > half of 100 s.f., to and including 25000 s.f.	
		25,000	10,655.56	5,970.55	16,626.11	plus	48.93	for each additional 100 s.f. or fraction thereof				10,943.25	6,193.97	17,137.22	plus	50.10	for each additional 100 s.f. or fraction thereof	
E	Educational—Group Occupancy 6+ persons, up to the 12th Grade	500	\$1,348.61	\$1,841.62	\$3,190.23	plus	\$146.13	for each additional 100 s.f. or fraction thereof > half of 100 s.f., to and including 2500 s.f.				\$1,416.21	\$1,927.80	\$3,344.01	plus	\$149.40	for each additional 100 s.f. or fraction thereof > half of 100 s.f., to and including 2500 s.f.	
		2,500	3,635.93	2,476.98	6,112.92	plus	139.07	for each additional 100 s.f. or fraction thereof > half of 100 s.f., to and including 5000 s.f.				3,754.58	2,577.35	6,331.93	plus	147.89	for each additional 100 s.f. or fraction thereof > half of 100 s.f., to and including 5000 s.f.	
		5,000	6,462.13	3,127.64	9,589.77	plus	99.12	for each additional 100 s.f. or fraction thereof > half of 100 s.f., to and including 10000 s.f.				6,656.24	3,262.51	9,918.75	plus	101.33	for each additional 100 s.f. or fraction thereof > half of 100 s.f., to and including 10000 s.f.	
		10,000	9,893.11	4,652.52	14,545.64	plus	70.98	for each additional 100 s.f. or fraction thereof > half of 100 s.f., to and including 25000 s.f.				10,163.79	4,821.42	14,985.21	plus	93.92	for each additional 100 s.f. or fraction thereof > half of 100 s.f., to and including 25000 s.f.	
		25,000	19,738.93	5,453.90	25,192.83	plus	84.78	for each additional 100 s.f. or fraction thereof > half of 100 s.f., to and including 50000 s.f.				20,254.13	5,673.22	25,927.34	plus	86.90	for each additional 100 s.f. or fraction thereof > half of 100 s.f., to and including 50000 s.f.	
		50,000	35,557.20	10,829.93	46,387.13	plus	70.83	for each additional 100 s.f. or fraction thereof				36,450.21	11,201.75	47,651.96	plus	72.60	for each additional 100 s.f. or fraction thereof	
E	Educational—Day Care 5+ children, older than 2 1/2 yrs	300	\$967.39	\$1,841.62	\$2,809.00	plus	\$180.02	for each additional 100 s.f. or fraction thereof > half of 100 s.f., to and including 1500 s.f.				\$1,026.48	\$1,927.80	\$2,954.28	plus	\$184.04	for each additional 100 s.f. or fraction thereof > half of 100 s.f., to and including 1500 s.f.	
		1,500	2,492.27	2,476.98	4,969.25	plus	172.49	for each additional 100 s.f. or fraction thereof > half of 100 s.f., to and including 3000 s.f.				2,585.39	2,577.35	5,162.74	plus	185.87	for each additional 100 s.f. or fraction thereof > half of 100 s.f., to and including 3000 s.f.	
		3,000	4,428.95	3,127.64	7,556.59	plus	131.31	for each additional 100 s.f. or fraction thereof > half of 100 s.f., to and including 6000 s.f.				4,577.69	3,262.51	7,840.19	plus	134.24	for each additional 100 s.f. or fraction thereof > half of 100 s.f., to and including 6000 s.f.	
		6,000	6,843.35	4,652.52	11,495.87	plus	84.42	for each additional 100 s.f. or fraction thereof > half of 100 s.f., to and including 15000 s.f.				7,045.97	4,821.42	11,867.39	plus	121.88	for each additional 100 s.f. or fraction thereof > half of 100 s.f., to and including 15000 s.f.	
		15,000	13,639.40	5,453.90	19,093.30	plus	109.10	for each additional 100 s.f. or fraction thereof > half of 100 s.f., to and including 30000 s.f.				14,018.48	5,673.22	19,691.69	plus	111.92	for each additional 100 s.f. or fraction thereof > half of 100 s.f., to and including 30000 s.f.	
		30,000	24,628.88	10,829.93	35,458.81	plus	89.62	for each additional 100 s.f. or fraction thereof				25,277.99	11,201.75	36,479.75	plus	91.93	for each additional 100 s.f. or fraction thereof	
F-1	Factory Industrial—Moderate Hazard	1,500	\$2,395.78	\$2,746.42	\$5,142.19	plus	\$33.89	for each additional 100 s.f. or fraction thereof > half of 100 s.f., to and including 7500 s.f.				\$2,499.14	\$2,872.78	\$5,371.91	plus	\$72.99	for each additional 100 s.f. or fraction thereof > half of 100 s.f., to and including 7500 s.f.	
		7,500	3,666.51	3,508.86	7,175.37	plus	75.16	for each additional 100 s.f. or fraction thereof > half of 100 s.f., to and including 15000 s.f.				3,798.23	3,652.23	7,450.47	plus	70.73	for each additional 100 s.f. or fraction thereof > half of 100 s.f., to and including 15000 s.f.	
		15,000	8,017.59	4,794.88	12,812.47	plus	56.12	for each additional 100 s.f. or fraction thereof > half of 100 s.f., to and including 30000 s.f.				8,258.81	4,986.94	13,245.74	plus	57.45	for each additional 100 s.f. or fraction thereof > half of 100 s.f., to and including 30000 s.f.	
		30,000	15,037.21	6,192.69	21,229.90	plus	38.56	for each additional 100 s.f. or fraction thereof > half of 100 s.f., to and including 75000 s.f.				15,447.48	6,415.94	21,863.42	plus	53.59	for each additional 100 s.f. or fraction thereof > half of 100 s.f., to and including 75000 s.f.	
		75,000	29,935.39	8,646.03	38,581.42	plus	49.21	for each additional 100 s.f. or fraction thereof > half of 100 s.f., to and including 150000 s.f.				30,690.54	8,956.56	39,647.10	plus	49.64	for each additional 100 s.f. or fraction thereof > half of 100 s.f., to and including 150000 s.f.	
		150,000	59,447.03	16,039.94	75,486.97	plus	45.94	for each additional 100 s.f. or fraction thereof				60,873.18	16,528.04	77,401.22	plus	46.35	for each additional 100 s.f. or fraction thereof	
F-2	Factory Industrial—Low Hazard	2,000	\$2,522.85	\$5,414.96	\$7,937.81	plus	\$81.01	for each additional 100 s.f. or fraction thereof > half of 100 s.f., to and including 10000 s.f.				\$2,629.05	\$5,600.88	\$8,229.92	plus	\$82.82	for each additional 100 s.f. or fraction thereof > half of 100 s.f., to and including 10000 s.f.	
		10,000	6,970.42	7,448.14	14,418.56	plus	76.70	for each additional 100 s.f. or fraction thereof > half of 100 s.f., to and including 20000 s.f.				7,175.88	7,679.43	14,855.30	plus	80.33	for each additional 100 s.f. or fraction thereof > half of 100 s.f., to and including 20000 s.f.	
		20,000	12,465.16	9,623.68	22,088.84	plus	55.43	for each additional 100 s.f. or fraction thereof > half of 100 s.f., to and including 40000 s.f.				12,805.64	9,923.50	22,729.13	plus	56.73	for each additional 100 s.f. or fraction thereof > half of 100 s.f., to and including 40000 s.f.	
		40,000	19,230.64	13,944.18	33,174.82	plus	35.91	for each additional 100 s.f. or fraction thereof > half of 100 s.f., to and including 100000 s.f.				19,734.49	14,340.42	34,074.91	plus	51.86	for each additional 100 s.f. or fraction thereof > half of 100 s.f., to and including 100000 s.f.	
		100,000	38,322.25	16,397.51	54,719.76	plus	46.82	for each additional 100 s.f. or fraction thereof > half of 100 s.f., to and including 200000 s.f.				39,264.56	16,881.04	56,145.60	plus	47.89	for each additional 100 s.f. or fraction thereof > half of 100 s.f., to and including 200000 s.f.	
		200,000	68,977.55	32,559.50	101,537.05	plus	40.26	for each additional 100 s.f. or fraction thereof				70,616.39	33,416.27	104,032.66	plus	41.18	for each additional 100 s.f. or fraction thereof	
H-1	High Hazard Group H-1 Pose a detonation hazard	600	\$743.82	\$1,729.83	\$2,473.65	plus	\$71.38	for each additional 100 s.f. or fraction thereof > half of 100 s.f., to and including 3000 s.f.				\$810.31	\$1,833.50	\$2,643.82	plus	\$74.01	for each additional 100 s.f. or fraction thereof > half of 100 s.f., to and including 3000 s.f.	
		3,000	1,821.56	2,365.20	4,186.76	plus	68.79	for each additional 100 s.f. or fraction thereof > half of 100 s.f., to and including 6000 s.f.				1,936.90	2,483.05	4,419.95	plus	63.35	for each additional 100 s.f. or fraction thereof > half of 100 s.f., to and including 6000 s.f.	
		6,000	3,249.95	3,000.57	6,250.51	plus	51.34	for each additional 100 s.f. or fraction thereof > half of 100 s.f., to and including 12000 s.f.				3,409.55	3,132.60	6,542.15	plus	52.69	for each additional 100 s.f. or fraction thereof > half of 100 s.f., to and including 12000 s.f.	
		12,000	4,932.48	4,398.37	9,330.86	plus	30.66	for each additional 100 s.f. or fraction thereof > half of 100 s.f., to and including 30000 s.f.				5,142.03	4,561.60	9,703.63	plus	47.12	for each additional 100 s.f. or fraction thereof > half of 100 s.f., to and including 30000 s.f.	
		30,000	9,634.20	5,215.04	14,849.25	plus	42.01	for each additional 100 s.f. or fraction thereof > half of 100 s.f., to and including 60000 s.f.				9,948.68	5,449.01	15,397.69	plus	42.99	for each additional 100 s.f. or fraction thereof > half of 100 s.f., to and including 60000 s.f.	
		60,000	17,258.62	10,194.56	27,453.17	plus	34.17	for each additional 100 s.f. or fraction thereof				17,743.25	10,552.20	28,295.45	plus	34.97	for each additional 100 s.f. or fraction thereof	

BUILDING PERMIT FEES - CONSTRUCTION TYPES: IA, IB														
			Old Construction Fee Schedule						New Construction Fee Schedule					
IBC Class	IBC Occupancy	Square Footage	Plan Check Fee	Inspection Check Fee	Total									
H-3	High Hazard Group H-3 Readily support combustion	600	\$1,125.04	\$2,492.27	\$3,617.31	plus	\$119.03	for each additional 100 s.f. or fraction thereof > half of 100 s.f., to and including 3000 s.f.	\$1,200.04	\$2,612.96	\$3,813.00	plus	\$122.72	for each additional 100 s.f. or fraction thereof > half of 100 s.f., to and including 3000 s.f.
		3,000	2,965.22	3,508.86	6,474.08	plus	106.91	for each additional 100 s.f. or fraction thereof > half of 100 s.f., to and including 6000 s.f.	3,106.08	3,652.23	6,758.32	plus	114.04	for each additional 100 s.f. or fraction thereof > half of 100 s.f., to and including 6000 s.f.
		6,000	5,156.05	4,525.45	9,681.50	plus	78.87	for each additional 100 s.f. or fraction thereof > half of 100 s.f., to and including 12000 s.f.	5,358.20	4,691.51	10,049.71	plus	80.84	for each additional 100 s.f. or fraction thereof > half of 100 s.f., to and including 12000 s.f.
		12,000	7,855.17	6,558.63	14,413.80	plus	49.01	for each additional 100 s.f. or fraction thereof > half of 100 s.f., to and including 30000 s.f.	8,129.95	6,770.06	14,900.01	plus	73.46	for each additional 100 s.f. or fraction thereof > half of 100 s.f., to and including 30000 s.f.
		30,000	15,479.59	7,756.51	23,236.10	plus	65.73	for each additional 100 s.f. or fraction thereof > half of 100 s.f., to and including 60000 s.f.	15,924.51	8,047.20	23,971.71	plus	67.24	for each additional 100 s.f. or fraction thereof > half of 100 s.f., to and including 60000 s.f.
		60,000	27,678.65	15,277.50	42,956.15	plus	53.82	for each additional 100 s.f. or fraction thereof	28,395.82	15,748.58	44,144.40	plus	55.06	for each additional 100 s.f. or fraction thereof
H-4	High Hazard Group H-4 Pose health hazards	300	\$489.67	\$1,602.76	\$2,092.43	plus	\$121.58	for each additional 100 s.f. or fraction thereof > half of 100 s.f., to and including 1500 s.f.	\$550.50	\$1,703.59	\$2,254.09	plus	\$126.36	for each additional 100 s.f. or fraction thereof > half of 100 s.f., to and including 1500 s.f.
		1,500	1,313.27	2,238.12	3,551.39	plus	112.17	for each additional 100 s.f. or fraction thereof > half of 100 s.f., to and including 3000 s.f.	1,417.26	2,353.14	3,770.40	plus	120.91	for each additional 100 s.f. or fraction thereof > half of 100 s.f., to and including 3000 s.f.
		3,000	2,360.43	2,873.49	5,233.93	plus	81.50	for each additional 100 s.f. or fraction thereof > half of 100 s.f., to and including 6000 s.f.	2,500.19	3,002.69	5,502.87	plus	83.73	for each additional 100 s.f. or fraction thereof > half of 100 s.f., to and including 6000 s.f.
		6,000	3,534.67	4,144.23	7,678.90	plus	45.78	for each additional 100 s.f. or fraction thereof > half of 100 s.f., to and including 15000 s.f.	3,713.03	4,301.78	8,014.81	plus	75.33	for each additional 100 s.f. or fraction thereof > half of 100 s.f., to and including 15000 s.f.
		15,000	6,838.59	4,960.90	11,799.48	plus	67.08	for each additional 100 s.f. or fraction thereof > half of 100 s.f., to and including 30000 s.f.	7,090.67	5,189.19	12,279.86	plus	68.66	for each additional 100 s.f. or fraction thereof > half of 100 s.f., to and including 30000 s.f.
		30,000	12,175.67	9,686.26	21,861.94	plus	52.98	for each additional 100 s.f. or fraction thereof	12,546.87	10,032.57	22,579.44	plus	54.23	for each additional 100 s.f. or fraction thereof
H-5	High Hazard Group H-5 Semiconductor Fabrication, R&D	1,000	\$1,252.11	\$3,127.64	\$4,379.75	plus	\$84.13	for each additional 100 s.f. or fraction thereof > half of 100 s.f., to and including 5000 s.f.	\$1,329.95	\$3,262.51	\$4,592.46	plus	\$86.62	for each additional 100 s.f. or fraction thereof > half of 100 s.f., to and including 5000 s.f.
		5,000	3,346.45	4,398.37	7,744.82	plus	69.23	for each additional 100 s.f. or fraction thereof > half of 100 s.f., to and including 10000 s.f.	3,495.81	4,561.60	8,057.41	plus	80.12	for each additional 100 s.f. or fraction thereof > half of 100 s.f., to and including 10000 s.f.
		10,000	5,791.42	5,414.96	11,206.38	plus	57.49	for each additional 100 s.f. or fraction thereof > half of 100 s.f., to and including 20000 s.f.	6,007.74	5,600.88	11,608.62	plus	58.90	for each additional 100 s.f. or fraction thereof > half of 100 s.f., to and including 20000 s.f.
		20,000	8,871.76	8,083.51	16,955.27	plus	33.64	for each additional 100 s.f. or fraction thereof > half of 100 s.f., to and including 50000 s.f.	9,169.22	8,328.97	17,498.20	plus	52.48	for each additional 100 s.f. or fraction thereof > half of 100 s.f., to and including 50000 s.f.
		50,000	17,512.76	9,535.54	27,048.30	plus	46.05	for each additional 100 s.f. or fraction thereof > half of 100 s.f., to and including 100000 s.f.	18,003.07	9,865.93	27,868.99	plus	47.10	for each additional 100 s.f. or fraction thereof > half of 100 s.f., to and including 100000 s.f.
		100,000	31,363.78	18,708.49	50,072.26	plus	38.28	for each additional 100 s.f. or fraction thereof	32,163.20	19,256.14	51,419.33	plus	39.15	for each additional 100 s.f. or fraction thereof
I-1	Institutional—17+ persons, ambulatory	1,000	\$2,299.28	\$3,635.93	\$5,935.21	plus	\$136.60	for each additional 100 s.f. or fraction thereof > half of 100 s.f., to and including 5000 s.f.	\$2,412.88	\$3,782.14	\$6,195.02	plus	\$139.65	for each additional 100 s.f. or fraction thereof > half of 100 s.f., to and including 5000 s.f.
		5,000	6,238.56	5,160.82	11,399.38	plus	124.53	for each additional 100 s.f. or fraction thereof > half of 100 s.f., to and including 10000 s.f.	6,440.07	5,341.06	11,781.13	plus	133.81	for each additional 100 s.f. or fraction thereof > half of 100 s.f., to and including 10000 s.f.
		10,000	11,067.35	6,558.63	17,625.98	plus	90.53	for each additional 100 s.f. or fraction thereof > half of 100 s.f., to and including 20000 s.f.	11,376.63	6,770.06	18,146.69	plus	92.67	for each additional 100 s.f. or fraction thereof > half of 100 s.f., to and including 20000 s.f.
		20,000	17,070.39	9,608.39	26,678.78	plus	61.97	for each additional 100 s.f. or fraction thereof > half of 100 s.f., to and including 50000 s.f.	17,526.03	9,887.89	27,413.92	plus	84.39	for each additional 100 s.f. or fraction thereof > half of 100 s.f., to and including 50000 s.f.
		50,000	33,971.17	11,299.28	45,270.45	plus	76.41	for each additional 100 s.f. or fraction thereof > half of 100 s.f., to and including 100000 s.f.	34,803.99	11,649.05	46,453.04	plus	78.19	for each additional 100 s.f. or fraction thereof > half of 100 s.f., to and including 100000 s.f.
		100,000	61,226.06	22,251.26	83,477.32	plus	65.50	for each additional 100 s.f. or fraction thereof	62,691.92	22,857.99	85,549.91	plus	67.03	for each additional 100 s.f. or fraction thereof
I-2	Institutional—6+ persons, non-ambulatory	1,000	\$2,553.43	\$4,525.45	\$7,078.87	plus	\$158.84	for each additional 100 s.f. or fraction thereof > half of 100 s.f., to and including 5000 s.f.	\$2,672.70	\$4,691.51	\$7,364.21	plus	\$162.39	for each additional 100 s.f. or fraction thereof > half of 100 s.f., to and including 5000 s.f.
		5,000	7,001.00	6,431.55	13,432.55	plus	142.32	for each additional 100 s.f. or fraction thereof > half of 100 s.f., to and including 10000 s.f.	7,219.53	6,640.15	13,859.68	plus	155.57	for each additional 100 s.f. or fraction thereof > half of 100 s.f., to and including 10000 s.f.
		10,000	12,465.16	8,083.51	20,548.67	plus	105.78	for each additional 100 s.f. or fraction thereof > half of 100 s.f., to and including 20000 s.f.	12,805.64	8,328.97	21,134.61	plus	108.26	for each additional 100 s.f. or fraction thereof > half of 100 s.f., to and including 20000 s.f.
		20,000	19,230.64	11,895.71	31,126.35	plus	70.87	for each additional 100 s.f. or fraction thereof > half of 100 s.f., to and including 50000 s.f.	19,734.49	12,226.26	31,960.75	plus	98.51	for each additional 100 s.f. or fraction thereof > half of 100 s.f., to and including 50000 s.f.
		50,000	38,291.67	14,094.90	52,386.57	plus	88.87	for each additional 100 s.f. or fraction thereof > half of 100 s.f., to and including 100000 s.f.	39,220.91	14,507.06	53,727.97	plus	90.92	for each additional 100 s.f. or fraction thereof > half of 100 s.f., to and including 100000 s.f.
		100,000	68,977.55	27,842.49	96,820.04	plus	75.77	for each additional 100 s.f. or fraction thereof	70,616.39	28,574.01	99,190.40	plus	77.53	for each additional 100 s.f. or fraction thereof
M	Mercantile—Department & Drug Store	1,000	\$1,475.68	\$2,619.35	\$4,095.03	plus	\$92.13	for each additional 100 s.f. or fraction thereof > half of 100 s.f., to and including 5000 s.f.	\$1,546.12	\$2,742.87	\$4,288.99	plus	\$94.18	for each additional 100 s.f. or fraction thereof > half of 100 s.f., to and including 5000 s.f.
		5,000	4,017.15	3,763.01	7,780.16	plus	79.40	for each additional 100 s.f. or fraction thereof > half of 100 s.f., to and including 10000 s.f.	4,144.31	3,912.05	8,056.36	plus	89.54	for each additional 100 s.f. or fraction thereof > half of 100 s.f., to and including 10000 s.f.
		10,000	7,097.50	4,652.52	11,750.02	plus	61.00	for each additional 100 s.f. or fraction thereof > half of 100 s.f., to and including 20000 s.f.	7,305.79	4,821.42	12,127.21	plus	62.36	for each additional 100 s.f. or fraction thereof > half of 100 s.f., to and including 20000 s.f.
		20,000	10,909.70	6,939.85	17,849.55	plus	40.20	for each additional 100 s.f. or fraction thereof > half of 100 s.f., to and including 50000 s.f.	11,203.07	7,159.79	18,362.86	plus	57.01	for each additional 100 s.f. or fraction thereof > half of 100 s.f., to and including 50000 s.f.
		50,000	21,772.11	8,137.73	29,909.84	plus	50.88	for each additional 100 s.f. or fraction thereof > half of 100 s.f., to and including 100000 s.f.	22,332.68	8,436.92	30,769.60	plus	52.04	for each additional 100 s.f. or fraction thereof > half of 100 s.f., to and including 100000 s.f.
		100,000	39,181.18	16,167.01	55,348.20	plus	43.13	for each additional 100 s.f. or fraction thereof	40,130.27	16,657.95	56,788.22	plus	44.12	for each additional 100 s.f. or fraction thereof
M	Mercantile—Market	500	\$840.32	\$2,365.20	\$3,205.51	plus	\$114.37	for each additional 100 s.f. or fraction thereof > half of 100 s.f., to and including 2500 s.f.	\$896.57	\$2,483.05	\$3,379.62	plus	\$116.92	for each additional 100 s.f. or fraction thereof > half of 100 s.f., to and including 2500 s.f.
		2,500	2,238.12	3,254.71	5,492.84	plus	102.88	for each additional 100 s.f. or fraction thereof > half of 100 s.f., to and including 5000 s.f.	2,325.57	3,392.42	5,717.99	plus	111.52	for each additional 100 s.f. or fraction thereof > half of 100 s.f., to and including 5000 s.f.
		5,000	3,920.66	4,144.23	8,064.89	plus	81.33	for each additional 100 s.f. or fraction thereof > half of 100 s.f., to and including 10000 s.f.	4,058.05	4,301.78	8,359.83	plus	83.14	for each additional 100 s.f. or fraction thereof > half of 100 s.f., to and including 10000 s.f.
		10,000	6,080.91	6,050.33	12,131.24	plus	47.36	for each additional 100 s.f. or fraction thereof > half of 100 s.f., to and including 25000 s.f.	6,266.51	6,250.42	12,516.93	plus	75.14	for each additional 100 s.f. or fraction thereof > half of 100 s.f., to and including 25000 s.f.
		25,000	12,114.52	7,121.15	19,235.66	plus	66.17	for each additional 100 s.f. or fraction thereof > half of 100 s.f., to and including 50000 s.f.	12,459.56	7,397.65	19,857.21	plus	67.70	for each additional 100 s.f. or fraction thereof > half of 100 s.f., to and including 50000 s.f.
		50,000	21,645.03	14,133.84	35,778.87	plus	55.20	for each additional 100 s.f. or fraction thereof	22,202.77	14,579.40	36,782.17	plus	56.47	for each additional 100 s.f. or fraction thereof
M	Mercantile—Motor fuel-dispensing	100	\$2,075.71	\$3,158.22	\$5,233.93	plus	\$1,207.20	for each additional 100 s.f. or fraction thereof > half of 100 s.f., to and including 500 s.f.	\$2,196.72	\$3,333.73	\$5,530.44	plus	\$1,234.14	for each additional 100 s.f. or fraction thereof > half of 100 s.f., to and including 500 s.f.
		500	5,633.77	4,428.95	10,062.72	plus	1,092.83	for each additional 100 s.f. or fraction thereof > half of 100 s.f., to and including 1000 s.f.	5,834.18	4,632.82	10,467.00	plus	1,182.18	for each additional 100 s.f. or fraction thereof > half of 100 s.f., to and including 1000 s.f.
		1,000	9,954.27	5,572.61	15,526.88	plus	787.86	for each additional 100 s.f. or fraction thereof > half of 100 s.f., to and including 2000 s.f.	10,251.10	5,802.00	16,053.11	plus	805.44	for each additional 100 s.f. or fraction thereof > half of 100 s.f., to and including 2000 s.f.
		2,000	15,164.28	8,241.16	23,405.44	plus	555.52	for each additional 100 s.f. or fraction thereof > half of 100 s.f., to and including 5000 s.f.	15,577.39	8,530.10	24,107.49	plus	751.12	for each additional 100 s.f. or fraction thereof > half of 100 s.f., to and including 5000 s.f.
		5,000	30,347.19	9,723.77	40,070.96	plus	670.10	for each additional 100 s.f. or fraction thereof > half of 100 s.f., to and including 10000 s.f.	31,123.92	10,138.28	41,262.20	plus	685.80	for each additional 100 s.f. or fraction thereof > half of 100 s.f., to and including 10000 s.f.
		10,000	54,425.24	19,150.86	73,576.10	plus	578.18	for each additional 100 s.f. or fraction thereof	55,764.11	19,788.30	75,552.42	plus	591.72	for each additional 100 s.f. or fraction thereof

BUILDING PERMIT FEES - CONSTRUCTION TYPES: IA, IB														
			Old Construction Fee Schedule						New Construction Fee Schedule					
IBC Class	IBC Occupancy	Square Footage	Plan Check Fee	Inspection Check Fee	Total				Plan Check Fee	Inspection Check Fee	Total			
M	M Occupancy Tenant Improvements	500	\$713.24	\$1,729.83	\$2,443.07	plus	\$95.31	for each additional 100 s.f. or fraction thereof > half of 100 s.f., to and including 2500 s.f.	\$766.66	\$1,833.50	\$2,600.16	plus	\$97.43	for each additional 100 s.f. or fraction thereof > half of 100 s.f., to and including 2500 s.f.
		2,500	1,856.90	2,492.27	4,349.18	plus	87.02	for each additional 100 s.f. or fraction thereof > half of 100 s.f., to and including 5000 s.f.	1,935.85	2,612.96	4,548.80	plus	97.01	for each additional 100 s.f. or fraction thereof > half of 100 s.f., to and including 5000 s.f.
		5,000	3,397.08	3,127.64	6,524.71	plus	63.54	for each additional 100 s.f. or fraction thereof > half of 100 s.f., to and including 10000 s.f.	3,516.59	3,262.51	6,779.09	plus	64.95	for each additional 100 s.f. or fraction thereof > half of 100 s.f., to and including 10000 s.f.
		10,000	5,176.10	4,525.45	9,701.55	plus	39.23	for each additional 100 s.f. or fraction thereof > half of 100 s.f., to and including 25000 s.f.	5,335.32	4,691.51	10,026.83	plus	59.80	for each additional 100 s.f. or fraction thereof > half of 100 s.f., to and including 25000 s.f.
		25,000	10,274.33	5,311.54	15,585.87	plus	53.47	for each additional 100 s.f. or fraction thereof > half of 100 s.f., to and including 50000 s.f.	10,553.52	5,507.70	16,061.22	plus	54.71	for each additional 100 s.f. or fraction thereof > half of 100 s.f., to and including 50000 s.f.
		50,000	18,407.04	10,545.20	28,952.24	plus	44.49	for each additional 100 s.f. or fraction thereof	18,867.73	10,870.71	29,738.44	plus	45.52	for each additional 100 s.f. or fraction thereof
R-1	Residential—Transient Boarding Houses, Hotels, Motels	1,000	\$1,856.90	\$2,770.07	\$4,626.97	plus	\$111.19	for each additional 100 s.f. or fraction thereof > half of 100 s.f., to and including 5000 s.f.	\$1,935.85	\$2,909.51	\$4,845.35	plus	\$113.67	for each additional 100 s.f. or fraction thereof > half of 100 s.f., to and including 5000 s.f.
		5,000	5,287.89	3,786.66	9,074.55	plus	102.27	for each additional 100 s.f. or fraction thereof > half of 100 s.f., to and including 10000 s.f.	5,443.40	3,948.78	9,392.18	plus	108.05	for each additional 100 s.f. or fraction thereof > half of 100 s.f., to and including 10000 s.f.
		10,000	9,384.82	4,803.24	14,188.06	plus	71.16	for each additional 100 s.f. or fraction thereof > half of 100 s.f., to and including 20000 s.f.	9,644.16	4,988.06	14,632.22	plus	72.75	for each additional 100 s.f. or fraction thereof > half of 100 s.f., to and including 20000 s.f.
		20,000	14,340.69	6,963.49	21,304.18	plus	52.41	for each additional 100 s.f. or fraction thereof > half of 100 s.f., to and including 50000 s.f.	14,710.63	7,196.52	21,907.14	plus	68.45	for each additional 100 s.f. or fraction thereof > half of 100 s.f., to and including 50000 s.f.
		50,000	28,761.15	8,264.81	37,025.96	plus	62.13	for each additional 100 s.f. or fraction thereof > half of 100 s.f., to and including 100000 s.f.	29,477.70	8,566.83	38,044.53	plus	63.57	for each additional 100 s.f. or fraction thereof > half of 100 s.f., to and including 100000 s.f.
		100,000	51,822.62	16,270.44	68,093.06	plus	53.12	for each additional 100 s.f. or fraction thereof	53,078.62	16,751.13	69,829.75	plus	54.35	for each additional 100 s.f. or fraction thereof
R-2	Residential—Permanent, 2+ Dwellings Apartment, Dormitory, Timeshare	1,000	\$2,009.79	\$2,649.92	\$4,659.71	plus	\$104.84	for each additional 100 s.f. or fraction thereof > half of 100 s.f., to and including 5000 s.f.	\$2,154.11	\$2,814.09	\$4,968.20	plus	\$107.18	for each additional 100 s.f. or fraction thereof > half of 100 s.f., to and including 5000 s.f.
		5,000	5,186.63	3,666.51	8,853.14	plus	96.58	for each additional 100 s.f. or fraction thereof > half of 100 s.f., to and including 10000 s.f.	5,401.85	3,853.36	9,255.21	plus	104.58	for each additional 100 s.f. or fraction thereof > half of 100 s.f., to and including 10000 s.f.
		10,000	9,125.91	4,556.03	13,681.93	plus	70.50	for each additional 100 s.f. or fraction thereof > half of 100 s.f., to and including 20000 s.f.	9,429.04	4,762.73	14,191.77	plus	72.32	for each additional 100 s.f. or fraction thereof > half of 100 s.f., to and including 20000 s.f.
		20,000	14,015.86	6,716.28	20,732.13	plus	75.48	for each additional 100 s.f. or fraction thereof > half of 100 s.f., to and including 50000 s.f.	14,452.91	6,971.19	21,424.10	plus	58.93	for each additional 100 s.f. or fraction thereof > half of 100 s.f., to and including 50000 s.f.
		50,000	35,491.29	7,883.59	43,374.87	plus	44.52	for each additional 100 s.f. or fraction thereof > half of 100 s.f., to and including 100000 s.f.	36,407.60	8,177.10	44,584.71	plus	45.54	for each additional 100 s.f. or fraction thereof > half of 100 s.f., to and including 100000 s.f.
		100,000	49,977.67	15,658.72	65,636.39	plus	38.16	for each additional 100 s.f. or fraction thereof	51,217.28	16,138.31	67,355.59	plus	39.03	for each additional 100 s.f. or fraction thereof
R-2	Residential—Permanent, 2+, Repeat Apartment, Dormitory, Timeshare	1,000	\$866.13	\$2,522.85	\$3,388.98	plus	\$50.83	for each additional 100 s.f. or fraction thereof > half of 100 s.f., to and including 5000 s.f.	\$984.93	\$2,684.18	\$3,669.11	plus	\$51.96	for each additional 100 s.f. or fraction thereof > half of 100 s.f., to and including 5000 s.f.
		5,000	1,882.72	3,539.44	5,422.15	plus	45.75	for each additional 100 s.f. or fraction thereof > half of 100 s.f., to and including 10000 s.f.	2,024.20	3,723.45	5,747.66	plus	46.77	for each additional 100 s.f. or fraction thereof > half of 100 s.f., to and including 10000 s.f.
		10,000	3,153.45	4,556.03	7,709.48	plus	37.46	for each additional 100 s.f. or fraction thereof > half of 100 s.f., to and including 20000 s.f.	3,323.30	4,762.73	8,086.03	plus	38.55	for each additional 100 s.f. or fraction thereof > half of 100 s.f., to and including 20000 s.f.
		20,000	4,866.56	6,589.20	11,455.77	plus	19.14	for each additional 100 s.f. or fraction thereof > half of 100 s.f., to and including 50000 s.f.	5,099.43	6,841.28	11,940.71	plus	33.81	for each additional 100 s.f. or fraction thereof > half of 100 s.f., to and including 50000 s.f.
		50,000	9,441.21	7,756.51	17,197.72	plus	30.04	for each additional 100 s.f. or fraction thereof > half of 100 s.f., to and including 100000 s.f.	9,776.17	8,047.20	17,823.36	plus	30.73	for each additional 100 s.f. or fraction thereof > half of 100 s.f., to and including 100000 s.f.
		100,000	16,811.48	15,404.57	32,216.05	plus	24.42	for each additional 100 s.f. or fraction thereof	17,310.92	15,878.49	33,189.41	plus	24.98	for each additional 100 s.f. or fraction thereof
R-3	Dwellings—Custom Homes	1,500	\$2,965.22	\$2,492.27	\$5,457.50	plus	\$165.20	for each additional 100 s.f. or fraction thereof > half of 100 s.f., to and including 2500 s.f.	\$3,106.08	\$2,612.96	\$5,719.04	plus	\$168.88	for each additional 100 s.f. or fraction thereof > half of 100 s.f., to and including 2500 s.f.
		2,500	3,981.81	3,127.64	7,109.45	plus	139.62	for each additional 100 s.f. or fraction thereof > half of 100 s.f., to and including 4000 s.f.	4,145.36	3,262.51	7,407.86	plus	170.37	for each additional 100 s.f. or fraction thereof > half of 100 s.f., to and including 4000 s.f.
		4,000	5,694.92	3,508.86	9,203.78	plus	139.78	for each additional 100 s.f. or fraction thereof > half of 100 s.f., to and including 5000 s.f.	5,921.49	3,652.23	9,573.72	plus	162.39	for each additional 100 s.f. or fraction thereof > half of 100 s.f., to and including 5000 s.f.
		5,000	6,838.59	3,763.01	10,601.59	plus	130.13	for each additional 100 s.f. or fraction thereof > half of 100 s.f., to and including 7000 s.f.	7,090.67	3,912.05	11,002.72	plus	148.33	for each additional 100 s.f. or fraction thereof > half of 100 s.f., to and including 7000 s.f.
		7,000	8,902.34	4,301.88	13,204.22	plus	140.80	for each additional 100 s.f. or fraction thereof > half of 100 s.f., to and including 10000 s.f.	9,212.88	4,502.91	13,715.79	plus	144.36	for each additional 100 s.f. or fraction thereof > half of 100 s.f., to and including 10000 s.f.
		10,000	11,982.68	5,445.54	17,428.22	plus	106.10	for each additional 100 s.f. or fraction thereof	12,374.36	5,672.10	18,046.45	plus	108.78	for each additional 100 s.f. or fraction thereof
R-3	Dwellings—Production Phase of Master Plan (repeats)	1,500	\$1,186.19	\$1,777.13	\$2,963.32	plus	\$88.95	for each additional 100 s.f. or fraction thereof > half of 100 s.f., to and including 2500 s.f.	\$1,287.35	\$1,906.96	\$3,194.31	plus	\$90.94	for each additional 100 s.f. or fraction thereof > half of 100 s.f., to and including 2500 s.f.
		2,500	1,567.42	2,285.42	3,852.84	plus	54.91	for each additional 100 s.f. or fraction thereof > half of 100 s.f., to and including 4000 s.f.	1,677.08	2,426.60	4,103.68	plus	77.29	for each additional 100 s.f. or fraction thereof > half of 100 s.f., to and including 4000 s.f.
		4,000	2,136.86	2,539.57	4,676.43	plus	63.54	for each additional 100 s.f. or fraction thereof > half of 100 s.f., to and including 5000 s.f.	2,284.02	2,686.42	4,970.44	plus	63.97	for each additional 100 s.f. or fraction thereof > half of 100 s.f., to and including 5000 s.f.
		5,000	2,518.08	2,793.72	5,311.80	plus	53.89	for each additional 100 s.f. or fraction thereof > half of 100 s.f., to and including 7000 s.f.	2,673.75	2,946.24	5,619.99	plus	60.52	for each additional 100 s.f. or fraction thereof > half of 100 s.f., to and including 7000 s.f.
		7,000	3,311.10	3,078.44	6,389.54	plus	64.56	for each additional 100 s.f. or fraction thereof > half of 100 s.f., to and including 10000 s.f.	3,496.86	3,277.28	6,774.14	plus	57.37	for each additional 100 s.f. or fraction thereof > half of 100 s.f., to and including 10000 s.f.
		10,000	4,358.27	3,967.96	8,326.22	plus	41.76	for each additional 100 s.f. or fraction thereof	4,579.79	4,186.64	8,766.43	plus	37.11	for each additional 100 s.f. or fraction thereof
R-3	Dwellings—Alternate Materials	1,500	\$2,075.71	\$2,873.49	\$4,949.20	plus	\$165.20	for each additional 100 s.f. or fraction thereof > half of 100 s.f., to and including 2500 s.f.	\$2,196.72	\$3,002.69	\$5,199.40	plus	\$168.88	for each additional 100 s.f. or fraction thereof > half of 100 s.f., to and including 2500 s.f.
		2,500	2,965.22	3,635.93	6,601.16	plus	105.74	for each additional 100 s.f. or fraction thereof > half of 100 s.f., to and including 4000 s.f.	3,106.08	3,782.14	6,888.22	plus	142.23	for each additional 100 s.f. or fraction thereof > half of 100 s.f., to and including 4000 s.f.
		4,000	4,170.04	4,017.15	8,187.20	plus	114.37	for each additional 100 s.f. or fraction thereof > half of 100 s.f., to and including 5000 s.f.	4,362.57	4,171.87	8,534.45	plus	116.92	for each additional 100 s.f. or fraction thereof > half of 100 s.f., to and including 5000 s.f.
		5,000	4,932.48	4,398.37	9,330.86	plus	104.72	for each additional 100 s.f. or fraction thereof > half of 100 s.f., to and including 7000 s.f.	5,142.03	4,561.60	9,703.63	plus	112.96	for each additional 100 s.f. or fraction thereof > half of 100 s.f., to and including 7000 s.f.
		7,000	6,487.94	4,937.25	11,425.19	plus	119.62	for each additional 100 s.f. or fraction thereof > half of 100 s.f., to and including 10000 s.f.	6,744.60	5,152.46	11,897.05	plus	110.20	for each additional 100 s.f. or fraction thereof > half of 100 s.f., to and including 10000 s.f.
		10,000	8,678.77	6,335.06	15,013.82	plus	84.63	for each additional 100 s.f. or fraction thereof	8,996.71	6,581.46	15,578.17	plus	77.96	for each additional 100 s.f. or fraction thereof
R-4	Residential—Assisted Living (6-16 persons)	1,000	\$2,126.34	\$2,274.48	\$4,400.82	plus	\$158.52	for each additional 100 s.f. or fraction thereof > half of 100 s.f., to and including 5000 s.f.	\$2,217.49	\$2,402.86	\$4,620.35	plus	\$162.06	for each additional 100 s.f. or fraction thereof > half of 100 s.f., to and including 5000 s.f.
		5,000	5,811.47	4,930.32	10,741.79	plus	114.67	for each additional 100 s.f. or fraction thereof > half of 100 s.f., to and including 10000 s.f.	5,984.87	5,117.97	11,102.83	plus	139.65	for each additional 100 s.f. or fraction thereof > half of 100 s.f., to and including 10000 s.f.
		10,000	10,274.33	6,201.05	16,475.39	plus	82.60	for each additional 100 s.f. or fraction thereof > half of 100 s.f., to and including 20000 s.f.	10,553.52	6,417.06	16,970.59	plus	84.53	for each additional 100 s.f. or fraction thereof > half of 100 s.f., to and including 20000 s.f.
		20,000	15,738.50	8,996.67	24,735.17	plus	58.23	for each additional 100 s.f. or fraction thereof > half of 100 s.f., to and including 50000 s.f.	16,139.63	9,275.07	25,414.70	plus	78.70	for each additional 100 s.f. or fraction thereof > half of 100 s.f., to and including 50000 s.f.
		50,000	31,526.19	10,679.20	42,205.40	plus	70.97	for each additional 100 s.f. or fraction thereof > half of 100 s.f., to and including 100000 s.f.	32,292.05	11,035.11	43,327.17	plus	72.58	for each additional 100 s.f. or fraction thereof > half of 100 s.f., to and including 100000 s.f.
		100,000	56,717.33	20,972.16	77,689.49	plus	60.77	for each additional 100 s.f. or fraction thereof	58,057.78	21,557.78	79,615.56	plus	62.14	for each additional 100 s.f. or fraction thereof

BUILDING PERMIT FEES - CONSTRUCTION TYPES: IA, IB													
			Old Construction Fee Schedule						New Construction Fee Schedule				
IBC Class	IBC Occupancy	Square Footage	Plan Check Fee	Inspection Check Fee	Total				Plan Check Fee	Inspection Check Fee	Total		
S-1	Storage—Moderate Hazard	1,000	\$743.82	\$3,127.64	\$3,871.46	plus	\$65.07	for each additional 100 s.f. or fraction thereof > half of 100 s.f., to and including 5000 s.f.	\$810.31	\$3,262.51	\$4,072.82	plus	\$67.14 for each additional 100 s.f. or fraction thereof > half of 100 s.f., to and including 5000 s.f.
		5,000	2,075.71	4,398.37	6,474.08	plus	56.52	for each additional 100 s.f. or fraction thereof > half of 100 s.f., to and including 10000 s.f.	2,196.72	4,561.60	6,758.32	plus	63.88 for each additional 100 s.f. or fraction thereof > half of 100 s.f., to and including 10000 s.f.
		10,000	3,758.24	5,542.04	9,300.28	plus	43.51	for each additional 100 s.f. or fraction thereof > half of 100 s.f., to and including 20000 s.f.	3,929.19	5,730.79	9,659.98	plus	44.61 for each additional 100 s.f. or fraction thereof > half of 100 s.f., to and including 20000 s.f.
		20,000	5,567.85	8,083.51	13,651.36	plus	23.05	for each additional 100 s.f. or fraction thereof > half of 100 s.f., to and including 50000 s.f.	5,791.58	8,328.97	14,120.55	plus	41.13 for each additional 100 s.f. or fraction thereof > half of 100 s.f., to and including 50000 s.f.
		50,000	11,032.01	9,535.54	20,567.55	plus	35.88	for each additional 100 s.f. or fraction thereof > half of 100 s.f., to and including 100000 s.f.	11,377.68	9,865.93	21,243.61	plus	36.71 for each additional 100 s.f. or fraction thereof > half of 100 s.f., to and including 100000 s.f.
		100,000	19,673.01	18,835.56	38,508.57	plus	29.76	for each additional 100 s.f. or fraction thereof	20,211.53	19,386.05	39,597.57	plus	30.45 for each additional 100 s.f. or fraction thereof
S-1	Storage—Moderate Hazard, Repair Garage Motor Vehicles (not High Hazard)	500	\$870.89	\$2,111.05	\$2,981.94	plus	\$111.07	for each additional 100 s.f. or fraction thereof > half of 100 s.f., to and including 2500 s.f.	\$940.22	\$2,223.23	\$3,163.45	plus	\$114.79 for each additional 100 s.f. or fraction thereof > half of 100 s.f., to and including 2500 s.f.
		2,500	2,202.78	3,000.57	5,203.35	plus	92.72	for each additional 100 s.f. or fraction thereof > half of 100 s.f., to and including 5000 s.f.	2,326.62	3,132.60	5,459.22	plus	103.73 for each additional 100 s.f. or fraction thereof > half of 100 s.f., to and including 5000 s.f.
		5,000	3,758.24	3,763.01	7,521.25	plus	71.77	for each additional 100 s.f. or fraction thereof > half of 100 s.f., to and including 10000 s.f.	3,929.19	3,912.05	7,841.24	plus	73.62 for each additional 100 s.f. or fraction thereof > half of 100 s.f., to and including 10000 s.f.
		10,000	5,694.92	5,414.96	11,109.89	plus	44.41	for each additional 100 s.f. or fraction thereof > half of 100 s.f., to and including 25000 s.f.	5,921.49	5,600.88	11,522.36	plus	67.80 for each additional 100 s.f. or fraction thereof > half of 100 s.f., to and including 25000 s.f.
		25,000	11,286.16	6,485.78	17,771.94	plus	60.58	for each additional 100 s.f. or fraction thereof > half of 100 s.f., to and including 50000 s.f.	11,637.50	6,748.10	18,385.60	plus	61.98 for each additional 100 s.f. or fraction thereof > half of 100 s.f., to and including 50000 s.f.
		50,000	20,181.31	12,736.03	32,917.34	plus	50.64	for each additional 100 s.f. or fraction thereof	20,731.16	13,150.39	33,881.56	plus	51.81 for each additional 100 s.f. or fraction thereof
S-2	Storage—Low Hazard	1,000	\$870.89	\$2,873.49	\$3,744.39	plus	\$58.71	for each additional 100 s.f. or fraction thereof > half of 100 s.f., to and including 5000 s.f.	\$940.22	\$3,002.69	\$3,942.91	plus	\$60.64 for each additional 100 s.f. or fraction thereof > half of 100 s.f., to and including 5000 s.f.
		5,000	2,202.78	3,890.08	6,092.86	plus	64.15	for each additional 100 s.f. or fraction thereof > half of 100 s.f., to and including 10000 s.f.	2,326.62	4,041.96	6,368.59	plus	54.57 for each additional 100 s.f. or fraction thereof > half of 100 s.f., to and including 10000 s.f.
		10,000	4,393.61	4,906.67	9,300.28	plus	47.32	for each additional 100 s.f. or fraction thereof > half of 100 s.f., to and including 20000 s.f.	4,578.74	5,081.24	9,659.98	plus	48.50 for each additional 100 s.f. or fraction thereof > half of 100 s.f., to and including 20000 s.f.
		20,000	6,711.51	7,321.07	14,032.58	plus	26.02	for each additional 100 s.f. or fraction thereof > half of 100 s.f., to and including 50000 s.f.	6,960.76	7,549.52	14,510.28	plus	42.91 for each additional 100 s.f. or fraction thereof > half of 100 s.f., to and including 50000 s.f.
		50,000	13,192.26	8,646.03	21,838.29	plus	37.41	for each additional 100 s.f. or fraction thereof > half of 100 s.f., to and including 100000 s.f.	13,586.14	8,956.56	22,542.71	plus	38.27 for each additional 100 s.f. or fraction thereof > half of 100 s.f., to and including 100000 s.f.
		100,000	23,612.29	16,929.46	40,541.75	plus	31.45	for each additional 100 s.f. or fraction thereof	24,238.72	17,437.41	41,676.12	plus	32.17 for each additional 100 s.f. or fraction thereof
S-2	Storage—Low Hazard, Parking Garages Open or Enclosed	1,000	\$855.60	\$2,492.27	\$3,347.88	plus	\$57.57	for each additional 100 s.f. or fraction thereof > half of 100 s.f., to and including 5000 s.f.	\$918.40	\$2,612.96	\$3,531.36	plus	\$59.00 for each additional 100 s.f. or fraction thereof > half of 100 s.f., to and including 5000 s.f.
		5,000	2,268.70	3,381.79	5,650.49	plus	53.68	for each additional 100 s.f. or fraction thereof > half of 100 s.f., to and including 10000 s.f.	2,369.23	3,522.32	5,891.55	plus	51.16 for each additional 100 s.f. or fraction thereof > half of 100 s.f., to and including 10000 s.f.
		10,000	4,047.73	4,286.59	8,334.32	plus	42.24	for each additional 100 s.f. or fraction thereof > half of 100 s.f., to and including 20000 s.f.	4,187.96	4,467.30	8,655.26	plus	43.31 for each additional 100 s.f. or fraction thereof > half of 100 s.f., to and including 20000 s.f.
		20,000	6,238.56	6,319.77	12,558.33	plus	24.38	for each additional 100 s.f. or fraction thereof > half of 100 s.f., to and including 50000 s.f.	6,440.07	6,545.85	12,985.93	plus	38.84 for each additional 100 s.f. or fraction thereof > half of 100 s.f., to and including 50000 s.f.
		50,000	12,368.67	7,502.37	19,871.03	plus	34.29	for each additional 100 s.f. or fraction thereof > half of 100 s.f., to and including 100000 s.f.	12,719.38	7,787.38	20,506.76	plus	35.21 for each additional 100 s.f. or fraction thereof > half of 100 s.f., to and including 100000 s.f.
		100,000	22,214.48	14,799.78	37,014.27	plus	28.82	for each additional 100 s.f. or fraction thereof	22,809.72	15,300.16	38,109.88	plus	29.59 for each additional 100 s.f. or fraction thereof
	Other Tenant Improvements	600	\$840.32	\$1,856.90	\$2,697.22	plus	\$79.42	for each additional 100 s.f. or fraction thereof > half of 100 s.f., to and including 3000 s.f.	\$896.57	\$1,963.41	\$2,859.98	plus	\$81.19 for each additional 100 s.f. or fraction thereof > half of 100 s.f., to and including 3000 s.f.
		3,000	2,111.05	2,492.27	4,603.32	plus	76.24	for each additional 100 s.f. or fraction thereof > half of 100 s.f., to and including 6000 s.f.	2,195.66	2,612.96	4,808.62	plus	70.91 for each additional 100 s.f. or fraction thereof > half of 100 s.f., to and including 6000 s.f.
		6,000	3,763.01	3,127.64	6,890.65	plus	59.30	for each additional 100 s.f. or fraction thereof > half of 100 s.f., to and including 12000 s.f.	3,884.49	3,262.51	7,146.99	plus	60.62 for each additional 100 s.f. or fraction thereof > half of 100 s.f., to and including 12000 s.f.
		12,000	5,796.18	4,652.52	10,448.71	plus	36.22	for each additional 100 s.f. or fraction thereof > half of 100 s.f., to and including 30000 s.f.	5,963.04	4,821.42	10,784.46	plus	54.74 for each additional 100 s.f. or fraction thereof > half of 100 s.f., to and including 30000 s.f.
		30,000	11,529.78	5,438.61	16,968.39	plus	48.84	for each additional 100 s.f. or fraction thereof > half of 100 s.f., to and including 60000 s.f.	11,830.79	5,637.61	17,468.40	plus	49.99 for each additional 100 s.f. or fraction thereof > half of 100 s.f., to and including 60000 s.f.
		60,000	20,821.44	10,799.35	31,620.79	plus	40.93	for each additional 100 s.f. or fraction thereof	21,336.01	11,130.53	32,466.54	plus	41.89 for each additional 100 s.f. or fraction thereof
B	Shell Bldg: Business—Professional Office	1,000	\$1,363.90	\$3,000.57	\$4,364.46	plus	\$89.33	for each additional 100 s.f. or fraction thereof > half of 100 s.f., to and including 5000 s.f.	\$1,438.03	\$3,132.60	\$4,570.63	plus	\$91.48 for each additional 100 s.f. or fraction thereof > half of 100 s.f., to and including 5000 s.f.
		5,000	3,793.58	4,144.23	7,937.81	plus	79.09	for each additional 100 s.f. or fraction thereof > half of 100 s.f., to and including 10000 s.f.	3,928.14	4,301.78	8,229.92	plus	86.71 for each additional 100 s.f. or fraction thereof > half of 100 s.f., to and including 10000 s.f.
		10,000	6,716.28	5,176.10	11,892.38	plus	61.30	for each additional 100 s.f. or fraction thereof > half of 100 s.f., to and including 20000 s.f.	6,916.06	5,376.67	12,292.72	plus	62.79 for each additional 100 s.f. or fraction thereof > half of 100 s.f., to and including 20000 s.f.
		20,000	10,431.99	7,590.50	18,022.49	plus	39.20	for each additional 100 s.f. or fraction thereof > half of 100 s.f., to and including 50000 s.f.	10,727.09	7,844.95	18,572.03	plus	56.50 for each additional 100 s.f. or fraction thereof > half of 100 s.f., to and including 50000 s.f.
		50,000	20,755.52	9,027.25	29,782.77	plus	50.30	for each additional 100 s.f. or fraction thereof > half of 100 s.f., to and including 100000 s.f.	21,293.40	9,346.29	30,639.69	plus	51.57 for each additional 100 s.f. or fraction thereof > half of 100 s.f., to and including 100000 s.f.
		100,000	37,209.16	17,722.47	54,931.64	plus	42.95	for each additional 100 s.f. or fraction thereof	38,139.03	18,288.08	56,427.11	plus	44.04 for each additional 100 s.f. or fraction thereof
	Other Shell Building	1,000	\$1,236.83	\$3,127.64	\$4,364.46	plus	\$89.33	for each additional 100 s.f. or fraction thereof > half of 100 s.f., to and including 5000 s.f.	\$1,308.13	\$3,262.51	\$4,570.63	plus	\$91.48 for each additional 100 s.f. or fraction thereof > half of 100 s.f., to and including 5000 s.f.
		5,000	3,539.44	4,398.37	7,937.81	plus	76.55	for each additional 100 s.f. or fraction thereof > half of 100 s.f., to and including 10000 s.f.	3,668.32	4,561.60	8,229.92	plus	83.79 for each additional 100 s.f. or fraction thereof > half of 100 s.f., to and including 10000 s.f.
		10,000	6,207.98	5,557.33	11,765.31	plus	58.76	for each additional 100 s.f. or fraction thereof > half of 100 s.f., to and including 20000 s.f.	6,396.42	5,766.40	12,162.82	plus	60.19 for each additional 100 s.f. or fraction thereof > half of 100 s.f., to and including 20000 s.f.
		20,000	9,542.47	8,098.80	17,641.27	plus	37.08	for each additional 100 s.f. or fraction thereof > half of 100 s.f., to and including 50000 s.f.	9,817.72	8,364.58	18,182.30	plus	55.21 for each additional 100 s.f. or fraction thereof > half of 100 s.f., to and including 50000 s.f.
		50,000	19,103.56	9,662.62	28,766.18	plus	49.03	for each additional 100 s.f. or fraction thereof > half of 100 s.f., to and including 100000 s.f.	19,604.58	9,995.84	29,600.42	plus	50.28 for each additional 100 s.f. or fraction thereof > half of 100 s.f., to and including 100000 s.f.
		100,000	34,286.47	18,993.21	53,279.68	plus	41.87	for each additional 100 s.f. or fraction thereof	35,151.11	19,587.18	54,738.29	plus	42.94 for each additional 100 s.f. or fraction thereof

BUILDING PERMIT FEES - CONSTRUCTION TYPES: IIA, IIB, IIIA, IIIB, IV														
			Old Construction Fee Schedule					New Construction Fee Schedule						
IBC Class	IBC Occupancy	Square Footage	Plan Check Fee	Inspection Check Fee	Total				Plan Check Fee	Fee	Total			
A-1	Assembly—Fixed Seating Theater, Concert Hall	1,000	\$1,243.15	\$1,729.83	\$2,972.98	plus	\$70.88	for each additional 100 s.f. or fraction thereof > half of 100 s.f., to and including 5000 s.f.	\$1,349.47	\$1,833.50	\$3,182.98	plus	\$72.05	for each additional 100 s.f. or fraction thereof > half of 100 s.f., to and including 5000 s.f.
		5,000	3,442.94	2,365.20	5,808.14	plus	66.08	for each additional 100 s.f. or fraction thereof > half of 100 s.f., to and including 10000 s.f.	3,582.07	2,483.05	6,065.11	plus	67.55	for each additional 100 s.f. or fraction thereof > half of 100 s.f., to and including 10000 s.f.
		10,000	6,111.49	3,000.57	9,112.05	plus	45.75	for each additional 100 s.f. or fraction thereof > half of 100 s.f., to and including 20000 s.f.	6,310.16	3,132.60	9,442.76	plus	46.77	for each additional 100 s.f. or fraction thereof > half of 100 s.f., to and including 20000 s.f.
		20,000	9,415.40	4,271.30	13,686.70	plus	33.87	for each additional 100 s.f. or fraction thereof > half of 100 s.f., to and including 50000 s.f.	9,687.81	4,431.69	14,119.50	plus	43.61	for each additional 100 s.f. or fraction thereof > half of 100 s.f., to and including 50000 s.f.
		50,000	18,783.50	5,064.32	23,847.82	plus	35.33	for each additional 100 s.f. or fraction thereof > half of 100 s.f., to and including 100000 s.f.	19,302.16	5,282.37	24,584.53	plus	36.11	for each additional 100 s.f. or fraction thereof > half of 100 s.f., to and including 100000 s.f.
		100,000	31,490.85	10,020.19	41,511.04	plus	30.07	for each additional 100 s.f. or fraction thereof	32,293.10	10,348.84	42,641.94	plus	30.74	for each additional 100 s.f. or fraction thereof
A-2	Assembly—Food & Drink Restaurant, Night Club, Bar	1,000	\$1,618.05	\$2,365.20	\$3,983.24	plus	\$96.45	for each additional 100 s.f. or fraction thereof > half of 100 s.f., to and including 5000 s.f.	\$1,697.85	\$2,483.05	\$4,180.90	plus	\$99.07	for each additional 100 s.f. or fraction thereof > half of 100 s.f., to and including 5000 s.f.
		5,000	4,586.60	3,254.71	7,841.32	plus	88.95	for each additional 100 s.f. or fraction thereof > half of 100 s.f., to and including 10000 s.f.	4,751.25	3,392.42	8,143.67	plus	93.86	for each additional 100 s.f. or fraction thereof > half of 100 s.f., to and including 10000 s.f.
		10,000	8,144.66	4,144.23	12,288.89	plus	62.27	for each additional 100 s.f. or fraction thereof > half of 100 s.f., to and including 20000 s.f.	8,388.72	4,301.78	12,690.50	plus	63.66	for each additional 100 s.f. or fraction thereof > half of 100 s.f., to and including 20000 s.f.
		20,000	12,465.16	6,050.33	18,515.49	plus	45.31	for each additional 100 s.f. or fraction thereof > half of 100 s.f., to and including 50000 s.f.	12,805.64	6,250.42	19,056.06	plus	59.63	for each additional 100 s.f. or fraction thereof > half of 100 s.f., to and including 50000 s.f.
		50,000	25,010.10	7,097.50	32,107.60	plus	53.37	for each additional 100 s.f. or fraction thereof > half of 100 s.f., to and including 100000 s.f.	25,667.72	7,360.92	33,028.64	plus	54.56	for each additional 100 s.f. or fraction thereof > half of 100 s.f., to and including 100000 s.f.
		100,000	44,833.57	13,959.47	58,793.04	plus	45.62	for each additional 100 s.f. or fraction thereof	45,933.60	14,376.03	60,309.63	plus	46.63	for each additional 100 s.f. or fraction thereof
A-3	Assembly—Worship, Amusement Arcade, Church, Community Hall	1,000	\$1,618.05	\$1,983.98	\$3,602.02	plus	\$93.27	for each additional 100 s.f. or fraction thereof > half of 100 s.f., to and including 5000 s.f.	\$1,697.85	\$2,093.32	\$3,791.17	plus	\$95.82	for each additional 100 s.f. or fraction thereof > half of 100 s.f., to and including 5000 s.f.
		5,000	4,586.60	2,746.42	7,333.02	plus	86.41	for each additional 100 s.f. or fraction thereof > half of 100 s.f., to and including 10000 s.f.	4,751.25	2,872.78	7,624.03	plus	88.34	for each additional 100 s.f. or fraction thereof > half of 100 s.f., to and including 10000 s.f.
		10,000	8,144.66	3,508.86	11,653.52	plus	59.72	for each additional 100 s.f. or fraction thereof > half of 100 s.f., to and including 20000 s.f.	8,388.72	3,652.23	12,040.95	plus	61.06	for each additional 100 s.f. or fraction thereof > half of 100 s.f., to and including 20000 s.f.
		20,000	12,465.16	5,160.82	17,625.98	plus	44.88	for each additional 100 s.f. or fraction thereof > half of 100 s.f., to and including 50000 s.f.	12,805.64	5,341.06	18,146.69	plus	57.29	for each additional 100 s.f. or fraction thereof > half of 100 s.f., to and including 50000 s.f.
		50,000	25,010.10	6,080.91	31,091.01	plus	51.34	for each additional 100 s.f. or fraction thereof > half of 100 s.f., to and including 100000 s.f.	25,667.72	6,321.64	31,989.37	plus	52.48	for each additional 100 s.f. or fraction thereof > half of 100 s.f., to and including 100000 s.f.
		100,000	44,833.57	11,926.29	56,759.86	plus	43.88	for each additional 100 s.f. or fraction thereof	45,933.60	12,297.48	58,231.07	plus	44.86	for each additional 100 s.f. or fraction thereof
A-4	Assembly—Indoor Sport Viewing Arena, Skating Rink, Tennis Court	1,000	\$1,745.12	\$1,983.98	\$3,729.10	plus	\$96.45	for each additional 100 s.f. or fraction thereof > half of 100 s.f., to and including 5000 s.f.	\$1,827.76	\$2,093.32	\$3,921.08	plus	\$99.07	for each additional 100 s.f. or fraction thereof > half of 100 s.f., to and including 5000 s.f.
		5,000	4,840.75	2,746.42	7,587.17	plus	91.49	for each additional 100 s.f. or fraction thereof > half of 100 s.f., to and including 10000 s.f.	5,011.07	2,872.78	7,883.85	plus	96.13	for each additional 100 s.f. or fraction thereof > half of 100 s.f., to and including 10000 s.f.
		10,000	8,652.96	3,508.86	12,161.82	plus	62.27	for each additional 100 s.f. or fraction thereof > half of 100 s.f., to and including 20000 s.f.	8,908.35	3,652.23	12,560.59	plus	63.66	for each additional 100 s.f. or fraction thereof > half of 100 s.f., to and including 20000 s.f.
		20,000	13,227.60	5,160.82	18,388.42	plus	46.58	for each additional 100 s.f. or fraction thereof > half of 100 s.f., to and including 50000 s.f.	13,585.09	5,341.06	18,926.15	plus	59.03	for each additional 100 s.f. or fraction thereof > half of 100 s.f., to and including 50000 s.f.
		50,000	26,280.84	6,080.91	32,361.74	plus	53.88	for each additional 100 s.f. or fraction thereof > half of 100 s.f., to and including 100000 s.f.	26,966.82	6,321.64	33,288.46	plus	55.08	for each additional 100 s.f. or fraction thereof > half of 100 s.f., to and including 100000 s.f.
		100,000	47,375.04	11,926.29	59,301.33	plus	46.13	for each additional 100 s.f. or fraction thereof	48,531.79	12,297.48	60,829.26	plus	47.16	for each additional 100 s.f. or fraction thereof
A	A Occupancy Tenant Improvements	400	\$586.17	\$967.39	\$1,553.56	plus	\$73.39	for each additional 100 s.f. or fraction thereof > half of 100 s.f., to and including 2000 s.f.	\$636.75	\$1,054.05	\$1,690.80	plus	\$75.80	for each additional 100 s.f. or fraction thereof > half of 100 s.f., to and including 2000 s.f.
		2,000	1,379.19	1,348.61	2,727.80	plus	69.89	for each additional 100 s.f. or fraction thereof > half of 100 s.f., to and including 4000 s.f.	1,459.86	1,443.77	2,903.63	plus	75.51	for each additional 100 s.f. or fraction thereof > half of 100 s.f., to and including 4000 s.f.
		4,000	2,395.78	1,729.83	4,125.61	plus	54.01	for each additional 100 s.f. or fraction thereof > half of 100 s.f., to and including 8000 s.f.	2,499.14	1,833.50	4,332.64	plus	55.21	for each additional 100 s.f. or fraction thereof > half of 100 s.f., to and including 8000 s.f.
		8,000	3,666.51	2,619.35	6,285.86	plus	34.08	for each additional 100 s.f. or fraction thereof > half of 100 s.f., to and including 20000 s.f.	3,798.23	2,742.87	6,541.10	plus	50.32	for each additional 100 s.f. or fraction thereof > half of 100 s.f., to and including 20000 s.f.
		20,000	7,351.64	3,024.21	10,375.86	plus	43.32	for each additional 100 s.f. or fraction thereof > half of 100 s.f., to and including 40000 s.f.	7,565.61	3,169.33	10,734.93	plus	44.35	for each additional 100 s.f. or fraction thereof > half of 100 s.f., to and including 40000 s.f.
		40,000	13,069.95	5,970.55	19,040.51	plus	35.68	for each additional 100 s.f. or fraction thereof	13,411.53	6,193.97	19,605.50	plus	36.53	for each additional 100 s.f. or fraction thereof
B	Business—Bank	100	\$1,968.69	\$1,221.54	\$3,190.23	plus	\$984.82	for each additional 100 s.f. or fraction thereof > half of 100 s.f., to and including 500 s.f.	\$2,043.93	\$1,313.86	\$3,357.79	plus	\$1,006.80	for each additional 100 s.f. or fraction thereof > half of 100 s.f., to and including 500 s.f.
		500	5,526.75	1,602.76	7,129.51	plus	965.76	for each additional 100 s.f. or fraction thereof > half of 100 s.f., to and including 1000 s.f.	5,681.39	1,703.59	7,384.99	plus	977.57	for each additional 100 s.f. or fraction thereof > half of 100 s.f., to and including 1000 s.f.
		1,000	9,847.25	2,111.05	11,958.30	plus	611.48	for each additional 100 s.f. or fraction thereof > half of 100 s.f., to and including 2000 s.f.	10,098.31	2,223.23	12,321.54	plus	625.75	for each additional 100 s.f. or fraction thereof > half of 100 s.f., to and including 2000 s.f.
		2,000	15,072.55	3,000.57	18,073.12	plus	521.79	for each additional 100 s.f. or fraction thereof > half of 100 s.f., to and including 5000 s.f.	15,446.43	3,132.60	18,579.02	plus	596.22	for each additional 100 s.f. or fraction thereof > half of 100 s.f., to and including 5000 s.f.
		5,000	30,194.30	3,532.51	33,726.81	plus	555.13	for each additional 100 s.f. or fraction thereof > half of 100 s.f., to and including 10000 s.f.	30,905.65	3,688.96	34,594.62	plus	568.01	for each additional 100 s.f. or fraction thereof > half of 100 s.f., to and including 10000 s.f.
		10,000	54,495.93	6,987.14	61,483.07	plus	482.94	for each additional 100 s.f. or fraction thereof	55,762.01	7,233.25	62,995.26	plus	494.16	for each additional 100 s.f. or fraction thereof
B	Business—Clinic, Outpatient	100	\$1,841.62	\$1,221.54	\$3,063.15	plus	\$889.51	for each additional 100 s.f. or fraction thereof > half of 100 s.f., to and including 500 s.f.	\$1,914.02	\$1,313.86	\$3,227.88	plus	\$909.37	for each additional 100 s.f. or fraction thereof > half of 100 s.f., to and including 500 s.f.
		500	5,018.45	1,602.76	6,621.21	plus	889.51	for each additional 100 s.f. or fraction thereof > half of 100 s.f., to and including 1000 s.f.	5,161.76	1,703.59	6,865.35	plus	899.62	for each additional 100 s.f. or fraction thereof > half of 100 s.f., to and including 1000 s.f.
		1,000	8,957.73	2,111.05	11,068.78	plus	573.36	for each additional 100 s.f. or fraction thereof > half of 100 s.f., to and including 2000 s.f.	9,188.95	2,223.23	11,412.18	plus	586.78	for each additional 100 s.f. or fraction thereof > half of 100 s.f., to and including 2000 s.f.
		2,000	13,801.82	3,000.57	16,802.38	plus	475.20	for each additional 100 s.f. or fraction thereof > half of 100 s.f., to and including 5000 s.f.	14,147.33	3,132.60	17,279.93	plus	548.59	for each additional 100 s.f. or fraction thereof > half of 100 s.f., to and including 5000 s.f.
		5,000	27,525.76	3,532.51	31,058.27	plus	511.92	for each additional 100 s.f. or fraction thereof > half of 100 s.f., to and including 10000 s.f.	28,177.55	3,688.96	31,866.52	plus	523.84	for each additional 100 s.f. or fraction thereof > half of 100 s.f., to and including 10000 s.f.
		10,000	49,667.13	6,987.14	56,654.27	plus	443.60	for each additional 100 s.f. or fraction thereof	50,825.45	7,233.25	58,058.70	plus	453.94	for each additional 100 s.f. or fraction thereof
B	Business—Dry Cleaning	500	\$901.47	\$2,238.12	\$3,139.60	plus	\$120.72	for each additional 100 s.f. or fraction thereof > half of 100 s.f., to and including 2500 s.f.	\$983.88	\$2,353.14	\$3,337.02	plus	\$123.41	for each additional 100 s.f. or fraction thereof > half of 100 s.f., to and including 2500 s.f.
		2,500	2,426.35	3,127.64	5,553.99	plus	101.66	for each additional 100 s.f. or fraction thereof > half of 100 s.f., to and including 5000 s.f.	2,542.79	3,262.51	5,805.30	plus	114.97	for each additional 100 s.f. or fraction thereof > half of 100 s.f., to and including 5000 s.f.
		5,000	4,205.38	3,890.08	8,095.46	plus	81.33	for each additional 100 s.f. or fraction thereof > half of 100 s.f., to and including 10000 s.f.	4,361.52	4,041.96	8,403.49	plus	83.14	for each additional 100 s.f. or fraction thereof > half of 100 s.f., to and including 10000 s.f.
		10,000	6,365.63	5,796.18	12,161.82	plus	47.60	for each additional 100 s.f. or fraction thereof > half of 100 s.f., to and including 25000 s.f.	6,569.98	5,990.60	12,560.59	plus	74.64	for each additional 100 s.f. or fraction thereof > half of 100 s.f., to and including 25000 s.f.
		25,000	12,465.16	6,836.42	19,301.58	plus	66.68	for each additional 100 s.f. or fraction thereof > half of 100 s.f., to and including 50000 s.f.	12,805.64	7,066.61	19,872.25	plus	68.22	for each additional 100 s.f. or fraction thereof > half of 100 s.f., to and including 50000 s.f.
		50,000	22,503.97	13,467.89	35,971.87	plus	55.62	for each additional 100 s.f. or fraction thereof	23,068.48	13,858.63	36,927.11	plus	56.91	for each additional 100 s.f. or fraction thereof

BUILDING PERMIT FEES - CONSTRUCTION TYPES: IIA, IIB, IIIA, IIIB, IV																		
			Old Construction Fee Schedule						New Construction Fee Schedule									
IBC Class	IBC Occupancy	Square Footage	Plan Check Fee	Inspection Check Fee	Total					Plan Check Fee	Fee	Total						
B	Business—Professional Office	1,000	\$1,841.62	\$2,746.42	\$4,588.03	plus	\$114.37	for each additional 100 s.f. or fraction thereof > half of 100 s.f., to and including 5000 s.f.				\$1,914.02	\$2,872.78	\$4,786.80	plus	\$116.92	for each additional 100 s.f. or fraction thereof > half of 100 s.f., to and including 5000 s.f.	
		5,000	5,272.60	3,890.08	9,162.68	plus	101.66	for each additional 100 s.f. or fraction thereof > half of 100 s.f., to and including 10000 s.f.				5,421.57	4,041.96	9,463.54	plus	109.45	for each additional 100 s.f. or fraction thereof > half of 100 s.f., to and including 10000 s.f.	
		10,000	9,338.95	4,906.67	14,245.62	plus	73.70	for each additional 100 s.f. or fraction thereof > half of 100 s.f., to and including 20000 s.f.				9,578.68	5,081.24	14,659.91	plus	75.35	for each additional 100 s.f. or fraction thereof > half of 100 s.f., to and including 20000 s.f.	
		20,000	14,421.90	7,193.99	21,615.89	plus	52.23	for each additional 100 s.f. or fraction thereof > half of 100 s.f., to and including 50000 s.f.				14,775.05	7,419.61	22,194.66	plus	69.31	for each additional 100 s.f. or fraction thereof > half of 100 s.f., to and including 50000 s.f.	
		50,000	28,796.49	8,488.38	37,284.87	plus	62.82	for each additional 100 s.f. or fraction thereof > half of 100 s.f., to and including 100000 s.f.				29,476.65	8,755.43	38,232.08	plus	64.25	for each additional 100 s.f. or fraction thereof > half of 100 s.f., to and including 100000 s.f.	
		100,000	51,796.80	16,898.88	68,695.68	plus	54.07	for each additional 100 s.f. or fraction thereof				52,990.26	17,366.19	70,356.45	plus	55.30	for each additional 100 s.f. or fraction thereof	
B	Business—High Rise Office	5,000	\$5,669.11	\$10,879.13	\$16,548.24	plus	\$30.50	for each additional 100 s.f. or fraction thereof > half of 100 s.f., to and including 25000 s.f.				\$5,833.13	\$11,186.98	\$17,020.11	plus	\$31.18	for each additional 100 s.f. or fraction thereof > half of 100 s.f., to and including 25000 s.f.	
		25,000	8,591.80	14,055.96	22,647.77	plus	64.17	for each additional 100 s.f. or fraction thereof > half of 100 s.f., to and including 50000 s.f.				8,821.05	14,434.72	23,255.77	plus	58.18	for each additional 100 s.f. or fraction thereof > half of 100 s.f., to and including 50000 s.f.	
		50,000	19,296.56	19,393.05	38,689.61	plus	46.51	for each additional 100 s.f. or fraction thereof > half of 100 s.f., to and including 100000 s.f.				19,777.09	19,890.92	39,668.01	plus	47.55	for each additional 100 s.f. or fraction thereof > half of 100 s.f., to and including 100000 s.f.	
		100,000	36,451.48	25,492.58	61,944.07	plus	30.80	for each additional 100 s.f. or fraction thereof > half of 100 s.f., to and including 250000 s.f.				37,314.87	26,126.57	63,441.44	plus	44.48	for each additional 100 s.f. or fraction thereof > half of 100 s.f., to and including 250000 s.f.	
		250,000	72,698.02	35,443.26	108,141.27	plus	40.97	for each additional 100 s.f. or fraction thereof > half of 100 s.f., to and including 500000 s.f.				74,382.72	36,331.85	110,714.56	plus	41.41	for each additional 100 s.f. or fraction thereof > half of 100 s.f., to and including 500000 s.f.	
		500,000	144,586.30	65,979.84	210,566.14	plus	39.48	for each additional 100 s.f. or fraction thereof				147,912.52	67,582.45	215,494.97	plus	39.91	for each additional 100 s.f. or fraction thereof	
B	B Occupancy Tenant Improvements	250	\$316.73	\$825.03	\$1,141.76	plus	\$101.66	for each additional 100 s.f. or fraction thereof > half of 100 s.f., to and including 1250 s.f.				\$355.11	\$888.53	\$1,243.63	plus	\$103.93	for each additional 100 s.f. or fraction thereof > half of 100 s.f., to and including 1250 s.f.	
		1,250	952.10	1,206.25	2,158.35	plus	71.16	for each additional 100 s.f. or fraction thereof > half of 100 s.f., to and including 2500 s.f.				1,004.65	1,278.25	2,282.91	plus	84.44	for each additional 100 s.f. or fraction thereof > half of 100 s.f., to and including 2500 s.f.	
		2,500	1,587.47	1,460.39	3,047.86	plus	61.00	for each additional 100 s.f. or fraction thereof > half of 100 s.f., to and including 5000 s.f.				1,654.20	1,538.07	3,192.27	plus	62.36	for each additional 100 s.f. or fraction thereof > half of 100 s.f., to and including 5000 s.f.	
		5,000	2,476.98	2,095.76	4,572.75	plus	38.41	for each additional 100 s.f. or fraction thereof > half of 100 s.f., to and including 12500 s.f.				2,563.57	2,187.62	4,751.19	plus	56.79	for each additional 100 s.f. or fraction thereof > half of 100 s.f., to and including 12500 s.f.	
		12,500	4,937.25	2,515.92	7,453.17	plus	51.02	for each additional 100 s.f. or fraction thereof > half of 100 s.f., to and including 25000 s.f.				5,097.33	2,649.69	7,747.01	plus	52.26	for each additional 100 s.f. or fraction thereof > half of 100 s.f., to and including 25000 s.f.	
		25,000	8,876.53	4,953.97	13,830.49	plus	40.80	for each additional 100 s.f. or fraction thereof				9,124.52	5,154.70	14,279.22	plus	41.79	for each additional 100 s.f. or fraction thereof	
E	Educational—Group Occupancy 6+ persons, up to the 12th Grade	500	\$1,094.46	\$1,460.39	\$2,554.86	plus	\$127.07	for each additional 100 s.f. or fraction thereof > half of 100 s.f., to and including 2500 s.f.				\$1,156.39	\$1,538.07	\$2,694.46	plus	\$129.91	for each additional 100 s.f. or fraction thereof > half of 100 s.f., to and including 2500 s.f.	
		2,500	3,000.57	2,095.76	5,096.33	plus	118.74	for each additional 100 s.f. or fraction thereof > half of 100 s.f., to and including 5000 s.f.				3,105.03	2,187.62	5,292.65	plus	106.53	for each additional 100 s.f. or fraction thereof > half of 100 s.f., to and including 5000 s.f.	
		5,000	5,445.54	2,619.35	8,064.89	plus	81.33	for each additional 100 s.f. or fraction thereof > half of 100 s.f., to and including 10000 s.f.				5,616.96	2,742.87	8,359.83	plus	83.14	for each additional 100 s.f. or fraction thereof > half of 100 s.f., to and including 10000 s.f.	
		10,000	8,241.16	3,890.08	12,131.24	plus	59.12	for each additional 100 s.f. or fraction thereof > half of 100 s.f., to and including 25000 s.f.				8,474.97	4,041.96	12,516.93	plus	78.24	for each additional 100 s.f. or fraction thereof > half of 100 s.f., to and including 25000 s.f.	
		25,000	16,435.02	4,564.39	20,999.41	plus	71.05	for each additional 100 s.f. or fraction thereof > half of 100 s.f., to and including 50000 s.f.				16,876.48	4,763.85	21,640.33	plus	72.87	for each additional 100 s.f. or fraction thereof > half of 100 s.f., to and including 50000 s.f.	
		50,000	29,711.82	9,050.90	38,762.72	plus	59.36	for each additional 100 s.f. or fraction thereof				30,474.37	9,383.02	39,857.39	plus	60.88	for each additional 100 s.f. or fraction thereof	
E	Educational—Day Care 5+ children, older than 2 1/2 yrs	300	\$840.32	\$1,460.39	\$2,300.71	plus	\$158.84	for each additional 100 s.f. or fraction thereof > half of 100 s.f., to and including 1500 s.f.				\$896.57	\$1,538.07	\$2,434.64	plus	\$162.39	for each additional 100 s.f. or fraction thereof > half of 100 s.f., to and including 1500 s.f.	
		1,500	2,111.05	2,095.76	4,206.81	plus	147.07	for each additional 100 s.f. or fraction thereof > half of 100 s.f., to and including 3000 s.f.				2,195.66	2,187.62	4,383.29	plus	135.32	for each additional 100 s.f. or fraction thereof > half of 100 s.f., to and including 3000 s.f.	
		3,000	3,793.58	2,619.35	6,412.93	plus	105.89	for each additional 100 s.f. or fraction thereof > half of 100 s.f., to and including 6000 s.f.				3,928.14	2,742.87	6,671.01	plus	108.26	for each additional 100 s.f. or fraction thereof > half of 100 s.f., to and including 6000 s.f.	
		6,000	5,699.69	3,890.08	9,589.77	plus	71.71	for each additional 100 s.f. or fraction thereof > half of 100 s.f., to and including 15000 s.f.				5,876.78	4,041.96	9,918.75	plus	102.97	for each additional 100 s.f. or fraction thereof > half of 100 s.f., to and including 15000 s.f.	
		15,000	11,479.15	4,564.39	16,043.54	plus	90.47	for each additional 100 s.f. or fraction thereof > half of 100 s.f., to and including 30000 s.f.				11,810.01	4,763.85	16,573.86	plus	92.87	for each additional 100 s.f. or fraction thereof > half of 100 s.f., to and including 30000 s.f.	
		30,000	20,562.53	9,050.90	29,613.42	plus	74.31	for each additional 100 s.f. or fraction thereof				21,120.89	9,383.02	30,503.91	plus	76.28	for each additional 100 s.f. or fraction thereof	
F-1	Factory Industrial—Moderate Hazard	1,500	\$2,014.55	\$2,238.12	\$4,252.68	plus	\$27.53	for each additional 100 s.f. or fraction thereof > half of 100 s.f., to and including 7500 s.f.				\$2,109.41	\$2,353.14	\$4,462.55	plus	\$61.83	for each additional 100 s.f. or fraction thereof > half of 100 s.f., to and including 7500 s.f.	
		7,500	3,031.14	2,873.49	5,904.64	plus	65.00	for each additional 100 s.f. or fraction thereof > half of 100 s.f., to and including 15000 s.f.				3,148.68	3,002.69	6,151.37	plus	60.12	for each additional 100 s.f. or fraction thereof > half of 100 s.f., to and including 15000 s.f.	
		15,000	6,746.85	4,032.44	10,779.30	plus	46.80	for each additional 100 s.f. or fraction thereof > half of 100 s.f., to and including 30000 s.f.				6,959.71	4,207.48	11,167.19	plus	47.92	for each additional 100 s.f. or fraction thereof > half of 100 s.f., to and including 30000 s.f.	
		30,000	12,622.81	5,176.10	17,798.92	plus	32.06	for each additional 100 s.f. or fraction thereof > half of 100 s.f., to and including 75000 s.f.				12,979.20	5,376.67	18,355.87	plus	39.78	for each additional 100 s.f. or fraction thereof > half of 100 s.f., to and including 75000 s.f.	
		75,000	24,979.52	7,248.22	32,227.74	plus	40.91	for each additional 100 s.f. or fraction thereof > half of 100 s.f., to and including 150000 s.f.				25,624.07	7,527.56	33,151.63	plus	36.49	for each additional 100 s.f. or fraction thereof > half of 100 s.f., to and including 150000 s.f.	
		150,000	49,535.29	13,371.40	62,906.69	plus	38.19	for each additional 100 s.f. or fraction thereof				50,740.25	13,799.94	64,540.19	plus	34.07	for each additional 100 s.f. or fraction thereof	
F-2	Factory Industrial—Low Hazard	2,000	\$2,141.63	\$4,525.45	\$6,667.08	plus	\$68.30	for each additional 100 s.f. or fraction thereof > half of 100 s.f., to and including 10000 s.f.				\$2,239.32	\$4,691.51	\$6,930.83	plus	\$69.83	for each additional 100 s.f. or fraction thereof > half of 100 s.f., to and including 10000 s.f.	
		10,000	5,826.76	6,304.48	12,131.24	plus	62.72	for each additional 100 s.f. or fraction thereof > half of 100 s.f., to and including 20000 s.f.				6,006.69	6,510.24	12,516.93	plus	58.73	for each additional 100 s.f. or fraction thereof > half of 100 s.f., to and including 20000 s.f.	
		20,000	10,431.99	7,971.72	18,403.71	plus	46.53	for each additional 100 s.f. or fraction thereof > half of 100 s.f., to and including 40000 s.f.				10,727.09	8,234.67	18,961.76	plus	47.64	for each additional 100 s.f. or fraction thereof > half of 100 s.f., to and including 40000 s.f.	
		40,000	16,053.80	11,656.86	27,710.65	plus	29.98	for each additional 100 s.f. or fraction thereof > half of 100 s.f., to and including 100000 s.f.				16,486.75	12,002.05	28,488.80	plus	43.46	for each additional 100 s.f. or fraction thereof > half of 100 s.f., to and including 100000 s.f.	
		100,000	31,968.57	13,728.97	45,697.54	plus	39.07	for each additional 100 s.f. or fraction thereof > half of 100 s.f., to and including 200000 s.f.				32,769.09	14,152.94	46,922.03	plus	39.96	for each additional 100 s.f. or fraction thereof > half of 100 s.f., to and including 200000 s.f.	
		200,000	57,540.93	27,222.41	84,763.34	plus	33.59	for each additional 100 s.f. or fraction thereof				58,924.54	27,960.07	86,884.61	plus	34.36	for each additional 100 s.f. or fraction thereof	
H-1	High Hazard Group H-1 Pose a detonation hazard	600	\$616.75	\$1,475.68	\$2,092.43	plus	\$60.79	for each additional 100 s.f. or fraction thereof > half of 100 s.f., to and including 3000 s.f.				\$680.40	\$1,573.68	\$2,254.09	plus	\$63.18	for each additional 100 s.f. or fraction thereof > half of 100 s.f., to and including 3000 s.f.	
		3,000	1,567.42	1,983.98	3,551.39	plus	56.08	for each additional 100 s.f. or fraction thereof > half of 100 s.f., to and including 6000 s.f.				1,677.08	2,093.32	3,770.40	plus	61.00	for each additional 100 s.f. or fraction thereof > half of 100 s.f., to and including 6000 s.f.	
		6,000	2,741.65	2,492.27	5,233.93	plus	42.87	for each additional 100 s.f. or fraction thereof > half of 100 s.f., to and including 12000 s.f.				2,889.92	2,612.96	5,502.87	plus	44.03	for each additional 100 s.f. or fraction thereof > half of 100 s.f., to and including 12000 s.f.	
		12,000	4,170.04	3,635.93	7,805.97	plus	25.72	for each additional 100 s.f. or fraction thereof > half of 100 s.f., to and including 30000 s.f.				4,362.57	3,782.14	8,144.72	plus	39.32	for each additional 100 s.f. or fraction thereof > half of 100 s.f., to and including 30000 s.f.	
		30,000	8,109.32	4,325.53	12,434.85	plus	35.24	for each additional 100 s.f. or fraction thereof > half of 100 s.f., to and including 60000 s.f.				8,389.77	4,539.64	12,929.41	plus	36.06	for each additional 100 s.f. or fraction thereof > half of 100 s.f., to and including 60000 s.f.	
		60,000	14,463.00	8,542.60	23,005.60	plus	28.66	for each additional 100 s.f. or fraction thereof				14,885.24	8,863.38	23,748.62	plus	29.33	for each additional 100 s.f. or fraction thereof	

BUILDING PERMIT FEES - CONSTRUCTION TYPES: IIA, IIB, IIIA, IIIB, IV															
			Old Construction Fee Schedule							New Construction Fee Schedule					
IBC Class	IBC Occupancy	Square Footage	Inspection							Inspection Check					
			Plan Check Fee	Check Fee	Total					Plan Check Fee	Fee	Total			
H-3	High Hazard Group H-3 Readily support combustion	600	\$870.89	\$2,111.05	\$2,981.94	plus	\$103.15	for each additional 100 s.f. or fraction thereof > half of 100 s.f., to and including 3000 s.f.	\$940.22	\$2,223.23	\$3,163.45	plus	\$106.48	for each additional 100 s.f. or fraction thereof > half of 100 s.f., to and including 3000 s.f.	
		3,000	2,456.93	3,000.57	5,457.50	plus	85.73	for each additional 100 s.f. or fraction thereof > half of 100 s.f., to and including 6000 s.f.	2,586.44	3,132.60	5,719.04	plus	96.18	for each additional 100 s.f. or fraction thereof > half of 100 s.f., to and including 6000 s.f.	
		6,000	4,266.54	3,763.01	8,029.54	plus	68.28	for each additional 100 s.f. or fraction thereof > half of 100 s.f., to and including 12000 s.f.	4,448.83	3,912.05	8,360.88	plus	70.01	for each additional 100 s.f. or fraction thereof > half of 100 s.f., to and including 12000 s.f.	
		12,000	6,584.44	5,542.04	12,126.47	plus	40.54	for each additional 100 s.f. or fraction thereof > half of 100 s.f., to and including 30000 s.f.	6,830.85	5,730.79	12,561.64	plus	61.91	for each additional 100 s.f. or fraction thereof > half of 100 s.f., to and including 30000 s.f.	
		30,000	12,938.12	6,485.78	19,423.89	plus	54.72	for each additional 100 s.f. or fraction thereof > half of 100 s.f., to and including 60000 s.f.	13,326.33	6,748.10	20,074.43	plus	55.98	for each additional 100 s.f. or fraction thereof > half of 100 s.f., to and including 60000 s.f.	
		60,000	23,104.00	12,736.03	35,840.03	plus	44.81	for each additional 100 s.f. or fraction thereof	23,719.08	13,150.39	36,869.48	plus	45.84	for each additional 100 s.f. or fraction thereof	
H-4	High Hazard Group H-4 Pose health hazards	300	\$489.67	\$1,348.61	\$1,838.28	plus	\$100.40	for each additional 100 s.f. or fraction thereof > half of 100 s.f., to and including 1500 s.f.	\$550.50	\$1,443.77	\$1,994.27	plus	\$104.71	for each additional 100 s.f. or fraction thereof > half of 100 s.f., to and including 1500 s.f.	
		1,500	1,186.19	1,856.90	3,043.10	plus	86.75	for each additional 100 s.f. or fraction thereof > half of 100 s.f., to and including 3000 s.f.	1,287.35	1,963.41	3,250.76	plus	96.01	for each additional 100 s.f. or fraction thereof > half of 100 s.f., to and including 3000 s.f.	
		3,000	1,979.21	2,365.20	4,344.41	plus	73.03	for each additional 100 s.f. or fraction thereof > half of 100 s.f., to and including 6000 s.f.	2,110.46	2,483.05	4,593.51	plus	75.07	for each additional 100 s.f. or fraction thereof > half of 100 s.f., to and including 6000 s.f.	
		6,000	3,026.38	3,508.86	6,535.24	plus	35.90	for each additional 100 s.f. or fraction thereof > half of 100 s.f., to and including 15000 s.f.	3,193.39	3,652.23	6,845.62	plus	63.35	for each additional 100 s.f. or fraction thereof > half of 100 s.f., to and including 15000 s.f.	
		15,000	5,694.92	4,071.38	9,766.30	plus	56.07	for each additional 100 s.f. or fraction thereof > half of 100 s.f., to and including 30000 s.f.	5,921.49	4,279.82	10,201.31	plus	57.41	for each additional 100 s.f. or fraction thereof > half of 100 s.f., to and including 30000 s.f.	
		30,000	10,142.50	8,034.31	18,176.81	plus	44.28	for each additional 100 s.f. or fraction thereof	10,468.32	8,343.74	18,812.06	plus	45.34	for each additional 100 s.f. or fraction thereof	
H-5	High Hazard Group H-5 Semiconductor Fabrication, R&D	1,000	\$997.97	\$2,619.35	\$3,617.31	plus	\$71.42	for each additional 100 s.f. or fraction thereof > half of 100 s.f., to and including 5000 s.f.	\$1,070.13	\$2,742.87	\$3,813.00	plus	\$73.63	for each additional 100 s.f. or fraction thereof > half of 100 s.f., to and including 5000 s.f.	
		5,000	2,838.15	3,635.93	6,474.08	plus	59.07	for each additional 100 s.f. or fraction thereof > half of 100 s.f., to and including 10000 s.f.	2,976.17	3,782.14	6,758.32	plus	66.48	for each additional 100 s.f. or fraction thereof > half of 100 s.f., to and including 10000 s.f.	
		10,000	4,901.90	4,525.45	9,427.35	plus	47.32	for each additional 100 s.f. or fraction thereof > half of 100 s.f., to and including 20000 s.f.	5,098.38	4,691.51	9,789.89	plus	48.50	for each additional 100 s.f. or fraction thereof > half of 100 s.f., to and including 20000 s.f.	
		20,000	7,473.95	6,685.70	14,159.65	plus	27.71	for each additional 100 s.f. or fraction thereof > half of 100 s.f., to and including 50000 s.f.	7,740.22	6,899.97	14,640.19	plus	43.25	for each additional 100 s.f. or fraction thereof > half of 100 s.f., to and including 50000 s.f.	
		50,000	14,590.07	7,883.59	22,473.66	plus	38.68	for each additional 100 s.f. or fraction thereof > half of 100 s.f., to and including 100000 s.f.	15,015.15	8,177.10	23,192.25	plus	39.57	for each additional 100 s.f. or fraction thereof > half of 100 s.f., to and including 100000 s.f.	
		100,000	26,153.76	15,658.72	41,812.48	plus	32.15	for each additional 100 s.f. or fraction thereof	26,836.91	16,138.31	42,975.22	plus	32.89	for each additional 100 s.f. or fraction thereof	
I-1	Institutional—17+ persons, ambulatory	1,000	\$1,918.06	\$3,127.64	\$5,045.70	plus	\$111.19	for each additional 100 s.f. or fraction thereof > half of 100 s.f., to and including 5000 s.f.	\$2,023.15	\$3,262.51	\$5,285.66	plus	\$113.67	for each additional 100 s.f. or fraction thereof > half of 100 s.f., to and including 5000 s.f.	
		5,000	5,221.97	4,271.30	9,493.27	plus	104.20	for each additional 100 s.f. or fraction thereof > half of 100 s.f., to and including 10000 s.f.	5,400.80	4,431.69	9,832.49	plus	110.75	for each additional 100 s.f. or fraction thereof > half of 100 s.f., to and including 10000 s.f.	
		10,000	9,288.32	5,414.96	14,703.29	plus	75.28	for each additional 100 s.f. or fraction thereof > half of 100 s.f., to and including 20000 s.f.	9,557.90	5,600.88	15,158.78	plus	77.08	for each additional 100 s.f. or fraction thereof > half of 100 s.f., to and including 20000 s.f.	
		20,000	14,274.77	7,956.43	22,231.20	plus	51.81	for each additional 100 s.f. or fraction thereof > half of 100 s.f., to and including 50000 s.f.	14,668.02	8,199.07	22,867.09	plus	70.45	for each additional 100 s.f. or fraction thereof > half of 100 s.f., to and including 50000 s.f.	
		50,000	28,379.93	9,393.18	37,773.11	plus	63.71	for each additional 100 s.f. or fraction thereof > half of 100 s.f., to and including 100000 s.f.	29,087.97	9,700.41	38,788.38	plus	65.20	for each additional 100 s.f. or fraction thereof > half of 100 s.f., to and including 100000 s.f.	
		100,000	51,060.18	18,566.12	69,626.30	plus	54.61	for each additional 100 s.f. or fraction thereof	52,299.16	19,090.62	71,389.78	plus	55.89	for each additional 100 s.f. or fraction thereof	
I-2	Institutional—6+ persons, non-ambulatory	1,000	\$2,172.21	\$3,890.08	\$6,062.29	plus	\$130.25	for each additional 100 s.f. or fraction thereof > half of 100 s.f., to and including 5000 s.f.	\$2,282.97	\$4,041.96	\$6,324.93	plus	\$133.16	for each additional 100 s.f. or fraction thereof > half of 100 s.f., to and including 5000 s.f.	
		5,000	5,857.34	5,414.96	11,272.30	plus	119.45	for each additional 100 s.f. or fraction thereof > half of 100 s.f., to and including 10000 s.f.	6,050.35	5,600.88	11,651.22	plus	129.26	for each additional 100 s.f. or fraction thereof > half of 100 s.f., to and including 10000 s.f.	
		10,000	10,431.99	6,812.77	17,244.76	plus	87.99	for each additional 100 s.f. or fraction thereof > half of 100 s.f., to and including 20000 s.f.	10,727.09	7,029.88	17,756.97	plus	90.07	for each additional 100 s.f. or fraction thereof > half of 100 s.f., to and including 20000 s.f.	
		20,000	16,053.80	9,989.61	26,043.41	plus	58.58	for each additional 100 s.f. or fraction thereof > half of 100 s.f., to and including 50000 s.f.	16,486.75	10,277.62	26,764.37	plus	82.23	for each additional 100 s.f. or fraction thereof > half of 100 s.f., to and including 50000 s.f.	
		50,000	31,937.99	11,680.50	43,618.49	plus	74.38	for each additional 100 s.f. or fraction thereof > half of 100 s.f., to and including 100000 s.f.	32,725.44	12,038.78	44,764.21	plus	76.12	for each additional 100 s.f. or fraction thereof > half of 100 s.f., to and including 100000 s.f.	
		100,000	57,540.93	23,267.84	80,808.77	plus	63.42	for each additional 100 s.f. or fraction thereof	58,924.54	23,897.27	82,821.81	plus	64.90	for each additional 100 s.f. or fraction thereof	
M	Mercantile—Department & Drug Store	1,000	\$1,221.54	\$2,238.12	\$3,459.66	plus	\$76.24	for each additional 100 s.f. or fraction thereof > half of 100 s.f., to and including 5000 s.f.	\$1,286.30	\$2,353.14	\$3,639.44	plus	\$77.95	for each additional 100 s.f. or fraction thereof > half of 100 s.f., to and including 5000 s.f.	
		5,000	3,381.79	3,127.64	6,509.43	plus	66.08	for each additional 100 s.f. or fraction thereof > half of 100 s.f., to and including 10000 s.f.	3,494.76	3,262.51	6,757.26	plus	73.07	for each additional 100 s.f. or fraction thereof > half of 100 s.f., to and including 10000 s.f.	
		10,000	5,923.26	3,890.08	9,813.34	plus	51.14	for each additional 100 s.f. or fraction thereof > half of 100 s.f., to and including 20000 s.f.	6,092.95	4,041.96	10,134.91	plus	52.40	for each additional 100 s.f. or fraction thereof > half of 100 s.f., to and including 20000 s.f.	
		20,000	9,130.67	5,796.18	14,926.86	plus	33.64	for each additional 100 s.f. or fraction thereof > half of 100 s.f., to and including 50000 s.f.	9,384.34	5,990.60	15,374.94	plus	47.28	for each additional 100 s.f. or fraction thereof > half of 100 s.f., to and including 50000 s.f.	
		50,000	18,152.89	6,867.00	25,019.89	plus	42.87	for each additional 100 s.f. or fraction thereof > half of 100 s.f., to and including 100000 s.f.	18,607.91	7,137.83	25,745.74	plus	43.90	for each additional 100 s.f. or fraction thereof > half of 100 s.f., to and including 100000 s.f.	
		100,000	32,954.58	13,498.47	46,453.05	plus	36.34	for each additional 100 s.f. or fraction thereof	33,764.71	13,929.85	47,694.56	plus	37.22	for each additional 100 s.f. or fraction thereof	
M	Mercantile—Market	500	\$713.24	\$1,983.98	\$2,697.22	plus	\$95.31	for each additional 100 s.f. or fraction thereof > half of 100 s.f., to and including 2500 s.f.	\$766.66	\$2,093.32	\$2,859.98	plus	\$97.43	for each additional 100 s.f. or fraction thereof > half of 100 s.f., to and including 2500 s.f.	
		2,500	1,856.90	2,746.42	4,603.32	plus	86.41	for each additional 100 s.f. or fraction thereof > half of 100 s.f., to and including 5000 s.f.	1,935.85	2,872.78	4,808.62	plus	88.34	for each additional 100 s.f. or fraction thereof > half of 100 s.f., to and including 5000 s.f.	
		5,000	3,254.71	3,508.86	6,763.57	plus	66.69	for each additional 100 s.f. or fraction thereof > half of 100 s.f., to and including 10000 s.f.	3,364.85	3,652.23	7,017.08	plus	68.43	for each additional 100 s.f. or fraction thereof > half of 100 s.f., to and including 10000 s.f.	
		10,000	5,064.32	5,033.74	10,098.06	plus	39.33	for each additional 100 s.f. or fraction thereof > half of 100 s.f., to and including 25000 s.f.	5,227.24	5,211.15	10,438.38	plus	61.13	for each additional 100 s.f. or fraction thereof > half of 100 s.f., to and including 25000 s.f.	
		25,000	10,020.19	5,977.48	15,997.67	plus	55.23	for each additional 100 s.f. or fraction thereof > half of 100 s.f., to and including 50000 s.f.	10,293.70	6,228.46	16,522.17	plus	56.62	for each additional 100 s.f. or fraction thereof > half of 100 s.f., to and including 50000 s.f.	
		50,000	18,086.98	11,719.44	29,806.42	plus	46.08	for each additional 100 s.f. or fraction thereof	18,565.31	12,111.12	30,676.42	plus	47.23	for each additional 100 s.f. or fraction thereof	
M	Mercantile—Motor fuel-dispensing	100	\$1,821.56	\$2,649.92	\$4,471.49	plus	\$1,016.59	for each additional 100 s.f. or fraction thereof > half of 100 s.f., to and including 500 s.f.	\$1,936.90	\$2,814.09	\$4,750.98	plus	\$1,039.28	for each additional 100 s.f. or fraction thereof > half of 100 s.f., to and including 500 s.f.	
		500	4,744.25	3,793.58	8,537.84	plus	889.51	for each additional 100 s.f. or fraction thereof > half of 100 s.f., to and including 1000 s.f.	4,924.81	3,983.27	8,908.09	plus	984.06	for each additional 100 s.f. or fraction thereof > half of 100 s.f., to and including 1000 s.f.	
		1,000	8,302.31	4,683.10	12,985.41	plus	648.08	for each additional 100 s.f. or fraction thereof > half of 100 s.f., to and including 2000 s.f.	8,562.28	4,892.64	13,454.92	plus	662.54	for each additional 100 s.f. or fraction thereof > half of 100 s.f., to and including 2000 s.f.	
		2,000	12,622.81	6,843.35	19,466.16	plus	466.57	for each additional 100 s.f. or fraction thereof > half of 100 s.f., to and including 5000 s.f.	12,979.20	7,101.10	20,080.30	plus	621.65	for each additional 100 s.f. or fraction thereof > half of 100 s.f., to and including 5000 s.f.	
		5,000	25,264.25	8,198.89	33,463.14	plus	558.28	for each additional 100 s.f. or fraction thereof > half of 100 s.f., to and including 10000 s.f.	25,927.54	8,579.36	34,506.90	plus	571.48	for each additional 100 s.f. or fraction thereof > half of 100 s.f., to and including 10000 s.f.	
		10,000	45,403.02	15,974.02	61,377.04	plus	481.69	for each additional 100 s.f. or fraction thereof	46,540.54	16,540.57	63,081.11	plus	493.09	for each additional 100 s.f. or fraction thereof	

BUILDING PERMIT FEES - CONSTRUCTION TYPES: IIA, IIB, IIIA, IIIB, IV												
			Old Construction Fee Schedule						New Construction Fee Schedule			
IBC Class	IBC Occupancy	Square Footage	Inspection						Inspection Check			
			Plan Check Fee	Check Fee	Total				Plan Check Fee	Fee	Total	
M	M Occupancy Tenant Improvements	500	\$586.17	\$1,475.68	\$2,061.85	plus	\$82.60	for each additional 100 s.f. or fraction thereof > half of 100 s.f., to and including 2500 s.f.	\$636.75	\$1,573.68	\$2,210.43	plus \$84.44 for each additional 100 s.f. or fraction thereof > half of 100 s.f., to and including 2500 s.f.
		2,500	1,602.76	2,111.05	3,713.81	plus	71.16	for each additional 100 s.f. or fraction thereof > half of 100 s.f., to and including 5000 s.f.	1,676.03	2,223.23	3,899.26	plus 79.89 for each additional 100 s.f. or fraction thereof > half of 100 s.f., to and including 5000 s.f.
		5,000	2,873.49	2,619.35	5,492.84	plus	50.83	for each additional 100 s.f. or fraction thereof > half of 100 s.f., to and including 10000 s.f.	2,975.12	2,742.87	5,717.99	plus 51.96 for each additional 100 s.f. or fraction thereof > half of 100 s.f., to and including 10000 s.f.
		10,000	4,271.30	3,763.01	8,034.31	plus	33.40	for each additional 100 s.f. or fraction thereof > half of 100 s.f., to and including 25000 s.f.	4,404.13	3,912.05	8,316.18	plus 49.47 for each additional 100 s.f. or fraction thereof > half of 100 s.f., to and including 25000 s.f.
		25,000	8,495.31	4,549.10	13,044.40	plus	44.82	for each additional 100 s.f. or fraction thereof > half of 100 s.f., to and including 50000 s.f.	8,734.79	4,728.24	13,463.03	plus 45.88 for each additional 100 s.f. or fraction thereof > half of 100 s.f., to and including 50000 s.f.
		50,000	15,357.28	8,893.25	24,250.52	plus	37.30	for each additional 100 s.f. or fraction thereof	15,749.90	9,181.89	24,931.79	plus 38.17 for each additional 100 s.f. or fraction thereof
R-1	Residential—Transient Boarding Houses, Hotels, Motels	1,000	\$1,602.76	\$2,261.77	\$3,864.53	plus	\$92.13	for each additional 100 s.f. or fraction thereof > half of 100 s.f., to and including 5000 s.f.	\$1,676.03	\$2,389.87	\$4,065.90	plus \$94.18 for each additional 100 s.f. or fraction thereof > half of 100 s.f., to and including 5000 s.f.
		5,000	4,398.37	3,151.29	7,549.66	plus	87.02	for each additional 100 s.f. or fraction thereof > half of 100 s.f., to and including 10000 s.f.	4,534.03	3,299.24	7,833.27	plus 89.21 for each additional 100 s.f. or fraction thereof > half of 100 s.f., to and including 10000 s.f.
		10,000	7,859.94	4,040.80	11,900.74	plus	59.72	for each additional 100 s.f. or fraction thereof > half of 100 s.f., to and including 20000 s.f.	8,085.24	4,208.60	12,293.85	plus 61.06 for each additional 100 s.f. or fraction thereof > half of 100 s.f., to and including 20000 s.f.
		20,000	12,053.36	5,819.83	17,873.20	plus	43.51	for each additional 100 s.f. or fraction thereof > half of 100 s.f., to and including 50000 s.f.	12,372.26	6,027.33	18,399.59	plus 56.84 for each additional 100 s.f. or fraction thereof > half of 100 s.f., to and including 50000 s.f.
		50,000	24,059.43	8,667.00	30,926.43	plus	51.71	for each additional 100 s.f. or fraction thereof > half of 100 s.f., to and including 100000 s.f.	24,671.05	7,137.83	31,808.88	plus 52.92 for each additional 100 s.f. or fraction thereof > half of 100 s.f., to and including 100000 s.f.
		100,000	43,308.69	13,474.82	56,783.51	plus	44.21	for each additional 100 s.f. or fraction thereof	44,374.68	13,893.12	58,267.80	plus 45.24 for each additional 100 s.f. or fraction thereof
R-2	Residential—Permanent, 2+ Dwellings Apartment, Dormitory, Timeshare	1,000	\$1,628.57	\$2,268.70	\$3,897.27	plus	\$88.95	for each additional 100 s.f. or fraction thereof > half of 100 s.f., to and including 5000 s.f.	\$1,764.38	\$2,424.36	\$4,188.74	plus \$90.94 for each additional 100 s.f. or fraction thereof > half of 100 s.f., to and including 5000 s.f.
		5,000	4,424.19	3,031.14	7,455.33	plus	81.33	for each additional 100 s.f. or fraction thereof > half of 100 s.f., to and including 10000 s.f.	4,622.39	3,203.82	7,826.21	plus 83.14 for each additional 100 s.f. or fraction thereof > half of 100 s.f., to and including 10000 s.f.
		10,000	7,601.03	3,920.66	11,521.68	plus	59.07	for each additional 100 s.f. or fraction thereof > half of 100 s.f., to and including 20000 s.f.	7,870.13	4,113.18	11,983.31	plus 60.63 for each additional 100 s.f. or fraction thereof > half of 100 s.f., to and including 20000 s.f.
		20,000	11,728.53	5,699.69	17,428.22	plus	41.59	for each additional 100 s.f. or fraction thereof > half of 100 s.f., to and including 50000 s.f.	12,114.54	5,931.91	18,046.45	plus 55.16 for each additional 100 s.f. or fraction thereof > half of 100 s.f., to and including 50000 s.f.
		50,000	23,292.23	6,612.85	29,905.08	plus	59.01	for each additional 100 s.f. or fraction thereof > half of 100 s.f., to and including 100000 s.f.	23,936.30	6,878.01	30,814.31	plus 48.32 for each additional 100 s.f. or fraction thereof > half of 100 s.f., to and including 100000 s.f.
		100,000	46,292.54	13,117.25	59,409.79	plus	50.57	for each additional 100 s.f. or fraction thereof	47,449.91	13,540.12	60,990.03	plus 41.41 for each additional 100 s.f. or fraction thereof
R-2	Residential—Permanent, 2+, Repeat Apartment, Dormitory, Timeshare	1,000	\$739.06	\$2,141.63	\$2,880.68	plus	\$44.48	for each additional 100 s.f. or fraction thereof > half of 100 s.f., to and including 5000 s.f.	\$855.02	\$2,294.45	\$3,149.47	plus \$46.23 for each additional 100 s.f. or fraction thereof > half of 100 s.f., to and including 5000 s.f.
		5,000	1,628.57	3,031.14	4,659.71	plus	38.12	for each additional 100 s.f. or fraction thereof > half of 100 s.f., to and including 10000 s.f.	1,764.38	3,203.82	4,968.20	plus 43.84 for each additional 100 s.f. or fraction thereof > half of 100 s.f., to and including 10000 s.f.
		10,000	2,772.23	3,793.58	6,565.82	plus	31.11	for each additional 100 s.f. or fraction thereof > half of 100 s.f., to and including 20000 s.f.	2,933.57	3,983.27	6,916.84	plus 32.05 for each additional 100 s.f. or fraction thereof > half of 100 s.f., to and including 20000 s.f.
		20,000	4,104.12	5,572.61	9,676.74	plus	15.75	for each additional 100 s.f. or fraction thereof > half of 100 s.f., to and including 50000 s.f.	4,319.97	5,802.00	10,121.97	plus 28.62 for each additional 100 s.f. or fraction thereof > half of 100 s.f., to and including 50000 s.f.
		50,000	7,916.33	6,485.78	14,402.11	plus	25.21	for each additional 100 s.f. or fraction thereof > half of 100 s.f., to and including 100000 s.f.	8,217.25	6,748.10	14,965.35	plus 25.80 for each additional 100 s.f. or fraction thereof > half of 100 s.f., to and including 100000 s.f.
		100,000	14,142.93	12,863.10	27,006.03	plus	20.49	for each additional 100 s.f. or fraction thereof	14,582.82	13,280.30	27,863.12	plus 20.97 for each additional 100 s.f. or fraction thereof
R-3	Dwellings—Custom Homes	1,500	\$2,456.93	\$2,111.05	\$4,567.98	plus	\$139.78	for each additional 100 s.f. or fraction thereof > half of 100 s.f., to and including 2500 s.f.	\$2,586.44	\$2,223.23	\$4,809.67	plus \$142.90 for each additional 100 s.f. or fraction thereof > half of 100 s.f., to and including 2500 s.f.
		2,500	3,346.45	2,619.35	5,965.79	plus	114.21	for each additional 100 s.f. or fraction thereof > half of 100 s.f., to and including 4000 s.f.	3,495.81	2,742.87	6,238.68	plus 129.91 for each additional 100 s.f. or fraction thereof > half of 100 s.f., to and including 4000 s.f.
		4,000	4,805.41	2,873.49	7,678.90	plus	114.37	for each additional 100 s.f. or fraction thereof > half of 100 s.f., to and including 5000 s.f.	5,012.12	3,002.69	8,014.81	plus 116.92 for each additional 100 s.f. or fraction thereof > half of 100 s.f., to and including 5000 s.f.
		5,000	5,694.92	3,127.64	8,822.56	plus	111.07	for each additional 100 s.f. or fraction thereof > half of 100 s.f., to and including 7000 s.f.	5,921.49	3,262.51	9,183.99	plus 112.55 for each additional 100 s.f. or fraction thereof > half of 100 s.f., to and including 7000 s.f.
		7,000	7,504.53	3,539.44	11,043.97	plus	119.62	for each additional 100 s.f. or fraction thereof > half of 100 s.f., to and including 10000 s.f.	7,783.87	3,723.45	11,507.33	plus 108.06 for each additional 100 s.f. or fraction thereof > half of 100 s.f., to and including 10000 s.f.
		10,000	10,076.58	4,556.03	14,632.60	plus	90.14	for each additional 100 s.f. or fraction thereof	10,425.71	4,762.73	15,188.44	plus 81.43 for each additional 100 s.f. or fraction thereof
R-3	Dwellings—Production Phase of Master Plan (repeats)	1,500	\$932.05	\$1,522.98	\$2,455.03	plus	\$76.24	for each additional 100 s.f. or fraction thereof > half of 100 s.f., to and including 2500 s.f.	\$1,027.53	\$1,647.14	\$2,674.67	plus \$77.95 for each additional 100 s.f. or fraction thereof > half of 100 s.f., to and including 2500 s.f.
		2,500	1,313.27	1,904.20	3,217.47	plus	54.91	for each additional 100 s.f. or fraction thereof > half of 100 s.f., to and including 4000 s.f.	1,417.26	2,036.87	3,454.13	plus 49.80 for each additional 100 s.f. or fraction thereof > half of 100 s.f., to and including 4000 s.f.
		4,000	1,882.72	2,158.35	4,041.07	plus	38.12	for each additional 100 s.f. or fraction thereof > half of 100 s.f., to and including 5000 s.f.	2,024.20	2,296.69	4,320.89	plus 38.97 for each additional 100 s.f. or fraction thereof > half of 100 s.f., to and including 5000 s.f.
		5,000	2,136.86	2,285.42	4,422.29	plus	47.53	for each additional 100 s.f. or fraction thereof > half of 100 s.f., to and including 7000 s.f.	2,284.02	2,426.60	4,710.62	plus 35.50 for each additional 100 s.f. or fraction thereof > half of 100 s.f., to and including 7000 s.f.
		7,000	2,802.81	2,570.15	5,372.96	plus	56.08	for each additional 100 s.f. or fraction thereof > half of 100 s.f., to and including 10000 s.f.	2,977.22	2,757.64	5,734.86	plus 33.00 for each additional 100 s.f. or fraction thereof > half of 100 s.f., to and including 10000 s.f.
		10,000	3,722.90	3,332.59	7,055.49	plus	36.28	for each additional 100 s.f. or fraction thereof	3,930.24	3,537.09	7,467.34	plus 21.35 for each additional 100 s.f. or fraction thereof
R-3	Dwellings—Alternate Materials	1,500	\$1,821.56	\$2,365.20	\$4,186.76	plus	\$139.78	for each additional 100 s.f. or fraction thereof > half of 100 s.f., to and including 2500 s.f.	\$1,936.90	\$2,483.05	\$4,419.95	plus \$142.90 for each additional 100 s.f. or fraction thereof > half of 100 s.f., to and including 2500 s.f.
		2,500	2,456.93	3,127.64	5,584.57	plus	88.79	for each additional 100 s.f. or fraction thereof > half of 100 s.f., to and including 4000 s.f.	2,586.44	3,262.51	5,848.95	plus 116.92 for each additional 100 s.f. or fraction thereof > half of 100 s.f., to and including 4000 s.f.
		4,000	3,534.67	3,381.79	6,916.46	plus	88.95	for each additional 100 s.f. or fraction thereof > half of 100 s.f., to and including 5000 s.f.	3,713.03	3,522.32	7,235.35	plus 90.94 for each additional 100 s.f. or fraction thereof > half of 100 s.f., to and including 5000 s.f.
		5,000	4,170.04	3,635.93	7,805.97	plus	92.01	for each additional 100 s.f. or fraction thereof > half of 100 s.f., to and including 7000 s.f.	4,362.57	3,782.14	8,144.72	plus 86.52 for each additional 100 s.f. or fraction thereof > half of 100 s.f., to and including 7000 s.f.
		7,000	5,471.35	4,174.81	9,646.16	plus	98.44	for each additional 100 s.f. or fraction thereof > half of 100 s.f., to and including 10000 s.f.	5,705.32	4,373.00	10,078.32	plus 82.08 for each additional 100 s.f. or fraction thereof > half of 100 s.f., to and including 10000 s.f.
		10,000	7,280.96	5,318.47	12,599.43	plus	69.65	for each additional 100 s.f. or fraction thereof	7,567.71	5,542.19	13,109.89	plus 58.07 for each additional 100 s.f. or fraction thereof
R-4	Residential—Assisted Living (6-16 persons)	1,000	\$1,745.12	\$2,897.14	\$4,642.26	plus	\$104.84	for each additional 100 s.f. or fraction thereof > half of 100 s.f., to and including 5000 s.f.	\$1,827.76	\$3,039.42	\$4,867.18	plus \$107.18 for each additional 100 s.f. or fraction thereof > half of 100 s.f., to and including 5000 s.f.
		5,000	4,794.88	4,040.80	8,835.69	plus	99.42	for each additional 100 s.f. or fraction thereof > half of 100 s.f., to and including 10000 s.f.	4,945.59	4,208.60	9,154.19	plus 85.74 for each additional 100 s.f. or fraction thereof > half of 100 s.f., to and including 10000 s.f.
		10,000	8,622.38	5,184.46	13,806.84	plus	68.62	for each additional 100 s.f. or fraction thereof > half of 100 s.f., to and including 20000 s.f.	8,864.70	5,377.79	14,242.49	plus 70.15 for each additional 100 s.f. or fraction thereof > half of 100 s.f., to and including 20000 s.f.
		20,000	13,197.03	7,471.79	20,668.81	plus	48.07	for each additional 100 s.f. or fraction thereof > half of 100 s.f., to and including 50000 s.f.	13,541.44	7,716.16	21,257.60	plus 64.84 for each additional 100 s.f. or fraction thereof > half of 100 s.f., to and including 50000 s.f.
		50,000	26,189.10	8,900.17	35,089.28	plus	59.53	for each additional 100 s.f. or fraction thereof > half of 100 s.f., to and including 100000 s.f.	26,835.86	9,216.38	36,052.24	plus 60.88 for each additional 100 s.f. or fraction thereof > half of 100 s.f., to and including 100000 s.f.
		100,000	47,313.89	17,541.18	64,855.06	plus	50.97	for each additional 100 s.f. or fraction thereof	48,444.48	18,050.22	66,494.70	plus 52.13 for each additional 100 s.f. or fraction thereof
S-1	Storage—Moderate Hazard	1,000	\$616.75	\$2,619.35	\$3,236.09	plus	\$55.54	for each additional 100 s.f. or fraction thereof > half of 100 s.f., to and including 5000 s.f.	\$680.40	\$2,742.87	\$3,423.27	plus \$57.39 for each additional 100 s.f. or fraction thereof > half of 100 s.f., to and including 5000 s.f.
		5,000	1,821.56	3,635.93	5,457.50	plus	46.36	for each additional 100 s.f. or fraction thereof > half of 100 s.f., to and including 10000 s.f.	1,936.90	3,782.14	5,719.04	plus 50.89 for each additional 100 s.f. or fraction thereof > half of 100 s.f., to and including 10000 s.f.
		10,000	3,122.88	4,652.52	7,775.40	plus	37.16	for each additional 100 s.f. or fraction thereof > half of 100 s.f., to and including 20000 s.f.	3,279.64	4,821.42	8,101.06	plus 38.11 for each additional 100 s.f. or fraction thereof > half of 100 s.f., to and including 20000 s.f.
		20,000	4,678.34	6,812.77	11,491.11	plus	19.24	for each additional 100 s.f. or fraction thereof > half of 100 s.f., to and including 50000 s.f.	4,882.21	7,029.88	11,912.09	plus 34.59 for each additional 100 s.f. or fraction thereof > half of 100 s.f., to and including 50000 s.f.
		50,000	9,252.98	8,010.66	17,263.64	plus	30.04	for each additional 100 s.f. or fraction thereof > half of 100 s.f., to and including 100000 s.f.	9,558.95	8,307.01	17,865.97	plus 30.73 for each additional 100 s.f. or fraction thereof > half of 100 s.f., to and including 100000 s.f.
		100,000	16,496.17	15,785.79	32,281.97	plus	24.91	for each additional 100 s.f. or fraction thereof	16,963.79	16,268.22	33,232.01	plus 25.49 for each additional 100 s.f. or fraction thereof

BUILDING PERMIT FEES - CONSTRUCTION TYPES: IIA, IIB, IIIA, IIIB, IV																						
			Old Construction Fee Schedule						New Construction Fee Schedule													
IBC Class	IBC Occupancy	Square Footage	Inspection									Inspection Check										
			Plan Check Fee	Check Fee	Total							Plan Check Fee	Fee	Total								
S-1	Storage—Moderate Hazard, Repair Garage Motor Vehicles (not High Hazard)	500	\$743.82	\$1,729.83	\$2,473.65	plus	\$92.01	for each additional 100 s.f. or fraction thereof > half of 100 s.f., to and including 2500 s.f.						\$810.31	\$1,833.50	\$2,643.82	plus	\$95.30	for each additional 100 s.f. or fraction thereof > half of 100 s.f., to and including 2500 s.f.			
		2,500	1,821.56	2,492.27	4,313.83	plus	77.47	for each additional 100 s.f. or fraction thereof > half of 100 s.f., to and including 5000 s.f.						1,936.90	2,612.96	4,549.85	plus	87.49	for each additional 100 s.f. or fraction thereof > half of 100 s.f., to and including 5000 s.f.			
		5,000	3,122.88	3,127.64	6,250.51	plus	61.61	for each additional 100 s.f. or fraction thereof > half of 100 s.f., to and including 10000 s.f.						3,279.64	3,262.51	6,542.15	plus	63.23	for each additional 100 s.f. or fraction thereof > half of 100 s.f., to and including 10000 s.f.			
		10,000	4,805.41	4,525.45	9,330.86	plus	35.94	for each additional 100 s.f. or fraction thereof > half of 100 s.f., to and including 25000 s.f.						5,012.12	4,691.51	9,703.63	plus	56.19	for each additional 100 s.f. or fraction thereof > half of 100 s.f., to and including 25000 s.f.			
		25,000	9,380.06	5,342.12	14,722.17	plus	50.42	for each additional 100 s.f. or fraction thereof > half of 100 s.f., to and including 50000 s.f.						9,688.86	5,578.92	15,267.78	plus	51.59	for each additional 100 s.f. or fraction thereof > half of 100 s.f., to and including 50000 s.f.			
		50,000	16,750.32	10,575.78	27,326.10	plus	42.14	for each additional 100 s.f. or fraction thereof						17,223.61	10,941.93	28,165.54	plus	43.12	for each additional 100 s.f. or fraction thereof			
S-2	Storage—Low Hazard	1,000	\$743.82	\$2,365.20	\$3,109.02	plus	\$55.54	for each additional 100 s.f. or fraction thereof > half of 100 s.f., to and including 5000 s.f.						\$810.31	\$2,483.05	\$3,293.36	plus	\$57.39	for each additional 100 s.f. or fraction thereof > half of 100 s.f., to and including 5000 s.f.			
		5,000	2,075.71	3,254.71	5,330.42	plus	51.44	for each additional 100 s.f. or fraction thereof > half of 100 s.f., to and including 10000 s.f.						2,196.72	3,392.42	5,589.13	plus	55.76	for each additional 100 s.f. or fraction thereof > half of 100 s.f., to and including 10000 s.f.			
		10,000	3,758.24	4,144.23	7,902.47	plus	37.16	for each additional 100 s.f. or fraction thereof > half of 100 s.f., to and including 20000 s.f.						3,929.19	4,301.78	8,230.97	plus	38.11	for each additional 100 s.f. or fraction thereof > half of 100 s.f., to and including 20000 s.f.			
		20,000	5,567.85	6,050.33	11,618.18	plus	21.78	for each additional 100 s.f. or fraction thereof > half of 100 s.f., to and including 50000 s.f.						5,791.58	6,250.42	12,042.00	plus	35.55	for each additional 100 s.f. or fraction thereof > half of 100 s.f., to and including 50000 s.f.			
		50,000	11,032.01	7,121.15	18,153.16	plus	31.31	for each additional 100 s.f. or fraction thereof > half of 100 s.f., to and including 100000 s.f.						11,377.68	7,397.65	18,775.33	plus	32.03	for each additional 100 s.f. or fraction thereof > half of 100 s.f., to and including 100000 s.f.			
		100,000	19,673.01	14,133.84	33,806.85	plus	26.32	for each additional 100 s.f. or fraction thereof						20,211.53	14,579.40	34,790.92	plus	26.93	for each additional 100 s.f. or fraction thereof			
S-2	Storage—Low Hazard, Parking Garages Open or Enclosed	1,000	\$728.53	\$2,111.05	\$2,839.58	plus	\$48.03	for each additional 100 s.f. or fraction thereof > half of 100 s.f., to and including 5000 s.f.						\$788.49	\$2,223.23	\$3,011.72	plus	\$49.26	for each additional 100 s.f. or fraction thereof > half of 100 s.f., to and including 5000 s.f.			
		5,000	1,887.48	2,873.49	4,760.97	plus	46.05	for each additional 100 s.f. or fraction thereof > half of 100 s.f., to and including 10000 s.f.						1,979.50	3,002.69	4,982.19	plus	41.09	for each additional 100 s.f. or fraction thereof > half of 100 s.f., to and including 10000 s.f.			
		10,000	3,412.36	3,651.22	7,063.59	plus	34.62	for each additional 100 s.f. or fraction thereof > half of 100 s.f., to and including 20000 s.f.						3,538.41	3,817.75	7,356.17	plus	35.51	for each additional 100 s.f. or fraction thereof > half of 100 s.f., to and including 20000 s.f.			
		20,000	5,221.97	5,303.18	10,525.15	plus	20.14	for each additional 100 s.f. or fraction thereof > half of 100 s.f., to and including 50000 s.f.						5,400.80	5,506.58	10,907.37	plus	32.25	for each additional 100 s.f. or fraction thereof > half of 100 s.f., to and including 50000 s.f.			
		50,000	10,335.49	6,231.63	16,567.12	plus	28.70	for each additional 100 s.f. or fraction thereof > half of 100 s.f., to and including 100000 s.f.						10,640.83	6,488.28	17,129.11	plus	29.49	for each additional 100 s.f. or fraction thereof > half of 100 s.f., to and including 100000 s.f.			
		100,000	18,529.35	12,385.39	30,914.74	plus	24.12	for each additional 100 s.f. or fraction thereof						19,042.34	12,831.88	31,874.23	plus	24.79	for each additional 100 s.f. or fraction thereof			
	Other Tenant Improvements	600	\$713.24	\$1,475.68	\$2,188.93	plus	\$74.13	for each additional 100 s.f. or fraction thereof > half of 100 s.f., to and including 3000 s.f.						\$766.66	\$1,573.68	\$2,340.34	plus	\$75.78	for each additional 100 s.f. or fraction thereof > half of 100 s.f., to and including 3000 s.f.			
		3,000	1,856.90	2,111.05	3,967.96	plus	59.30	for each additional 100 s.f. or fraction thereof > half of 100 s.f., to and including 6000 s.f.						1,935.85	2,223.23	4,159.08	plus	67.66	for each additional 100 s.f. or fraction thereof > half of 100 s.f., to and including 6000 s.f.			
		6,000	3,127.64	2,619.35	5,746.98	plus	50.83	for each additional 100 s.f. or fraction thereof > half of 100 s.f., to and including 12000 s.f.						3,234.94	2,742.87	5,977.81	plus	51.96	for each additional 100 s.f. or fraction thereof > half of 100 s.f., to and including 12000 s.f.			
		12,000	4,906.67	3,890.08	8,796.75	plus	36.93	for each additional 100 s.f. or fraction thereof > half of 100 s.f., to and including 30000 s.f.						5,053.67	4,041.96	9,095.64	plus	44.70	for each additional 100 s.f. or fraction thereof > half of 100 s.f., to and including 30000 s.f.			
		30,000	10,894.41	4,549.10	15,443.51	plus	36.56	for each additional 100 s.f. or fraction thereof > half of 100 s.f., to and including 60000 s.f.						11,181.24	4,728.24	15,909.48	plus	37.44	for each additional 100 s.f. or fraction thereof > half of 100 s.f., to and including 60000 s.f.			
		60,000	17,390.45	9,020.32	26,410.77	plus	30.63	for each additional 100 s.f. or fraction thereof						17,828.45	9,311.80	27,140.25	plus	31.37	for each additional 100 s.f. or fraction thereof			
B	Shell Bldg: Business—Professional Office	1,000	\$1,236.83	\$2,492.27	\$3,729.10	plus	\$70.27	for each additional 100 s.f. or fraction thereof > half of 100 s.f., to and including 5000 s.f.						\$1,308.13	\$2,612.96	\$3,921.08	plus	\$72.00	for each additional 100 s.f. or fraction thereof > half of 100 s.f., to and including 5000 s.f.			
		5,000	3,158.22	3,381.79	6,540.00	plus	68.93	for each additional 100 s.f. or fraction thereof > half of 100 s.f., to and including 10000 s.f.						3,278.59	3,522.32	6,800.92	plus	61.55	for each additional 100 s.f. or fraction thereof > half of 100 s.f., to and including 10000 s.f.			
		10,000	5,699.69	4,286.59	9,986.28	plus	49.86	for each additional 100 s.f. or fraction thereof > half of 100 s.f., to and including 20000 s.f.						5,876.78	4,467.30	10,344.08	plus	51.10	for each additional 100 s.f. or fraction thereof > half of 100 s.f., to and including 20000 s.f.			
		20,000	8,652.96	6,319.77	14,972.72	plus	32.85	for each additional 100 s.f. or fraction thereof > half of 100 s.f., to and including 50000 s.f.						8,908.35	6,545.85	15,454.20	plus	47.50	for each additional 100 s.f. or fraction thereof > half of 100 s.f., to and including 50000 s.f.			
		50,000	17,324.53	7,502.37	24,826.90	plus	39.88	for each additional 100 s.f. or fraction thereof > half of 100 s.f., to and including 100000 s.f.						17,785.85	7,787.38	25,573.23	plus	40.92	for each additional 100 s.f. or fraction thereof > half of 100 s.f., to and including 100000 s.f.			
		100,000	29,965.97	14,799.78	44,765.75	plus	34.06	for each additional 100 s.f. or fraction thereof						30,734.19	15,300.16	46,034.36	plus	34.95	for each additional 100 s.f. or fraction thereof			
	Other Shell Building	1,000	\$1,109.75	\$2,619.35	\$3,729.10	plus	\$70.27	for each additional 100 s.f. or fraction thereof > half of 100 s.f., to and including 5000 s.f.						\$1,178.22	\$2,742.87	\$3,921.08	plus	\$72.00	for each additional 100 s.f. or fraction thereof > half of 100 s.f., to and including 5000 s.f.			
		5,000	2,904.07	3,635.93	6,540.00	plus	66.38	for each additional 100 s.f. or fraction thereof > half of 100 s.f., to and including 10000 s.f.						3,018.77	3,782.14	6,800.92	plus	61.55	for each additional 100 s.f. or fraction thereof > half of 100 s.f., to and including 10000 s.f.			
		10,000	5,191.39	4,667.81	9,859.20	plus	49.86	for each additional 100 s.f. or fraction thereof > half of 100 s.f., to and including 20000 s.f.						5,357.14	4,857.03	10,214.17	plus	51.10	for each additional 100 s.f. or fraction thereof > half of 100 s.f., to and including 20000 s.f.			
		20,000	8,017.59	6,828.06	14,845.65	plus	30.31	for each additional 100 s.f. or fraction thereof > half of 100 s.f., to and including 50000 s.f.						8,258.81	7,065.49	15,324.30	plus	46.07	for each additional 100 s.f. or fraction thereof > half of 100 s.f., to and including 50000 s.f.			
		50,000	15,926.73	8,010.66	23,937.39	plus	41.15	for each additional 100 s.f. or fraction thereof > half of 100 s.f., to and including 100000 s.f.						16,356.85	8,307.01	24,663.86	plus	42.22	for each additional 100 s.f. or fraction thereof > half of 100 s.f., to and including 100000 s.f.			
		100,000	28,695.23	15,816.37	44,511.61	plus	34.63	for each additional 100 s.f. or fraction thereof						29,435.10	16,339.44	45,774.54	plus	35.53	for each additional 100 s.f. or fraction thereof			

BUILDING PERMIT FEES - CONSTRUCTION TYPES: VA, VB														
			Old Construction Fee Schedule					New Construction Fee Schedule						
IBC Class	IBC Occupancy	Square Footage	Plan Check Fee	Inspection Check Fee	Total			Plan Check Fee	Inspection Check Fee	Total				
A-1	Assembly—Fixed Seating Theater, Concert Hall	1,000	\$989.00	\$1,348.61	\$2,337.61	plus	\$58.17	for each additional 100 s.f. or fraction thereof > half of 100 s.f., to and including 5000 s.f.	\$1,089.65	\$1,416.21	\$2,505.86	plus	\$59.06	for each additional 100 s.f. or fraction thereof > half of 100 s.f., to and including 5000 s.f.
		5,000	2,807.57	1,856.90	4,664.48	plus	53.37	for each additional 100 s.f. or fraction thereof > half of 100 s.f., to and including 10000 s.f.	2,932.52	1,935.85	4,868.36	plus	56.51	for each additional 100 s.f. or fraction thereof > half of 100 s.f., to and including 10000 s.f.
		10,000	4,967.82	2,365.20	7,333.02	plus	36.85	for each additional 100 s.f. or fraction thereof > half of 100 s.f., to and including 20000 s.f.	5,140.98	2,455.48	7,596.46	plus	37.67	for each additional 100 s.f. or fraction thereof > half of 100 s.f., to and including 20000 s.f.
		20,000	7,509.29	3,508.86	11,018.15	plus	27.09	for each additional 100 s.f. or fraction thereof > half of 100 s.f., to and including 50000 s.f.	7,739.17	3,624.67	11,363.84	plus	35.08	for each additional 100 s.f. or fraction thereof > half of 100 s.f., to and including 50000 s.f.
		50,000	15,098.37	4,047.73	19,146.10	plus	31.77	for each additional 100 s.f. or fraction thereof > half of 100 s.f., to and including 100000 s.f.	15,534.79	4,187.96	19,722.75	plus	32.48	for each additional 100 s.f. or fraction thereof > half of 100 s.f., to and including 100000 s.f.
		100,000	27,043.28	7,987.01	35,030.29	plus	27.04	for each additional 100 s.f. or fraction thereof	27,746.27	8,215.15	35,961.43	plus	27.65	for each additional 100 s.f. or fraction thereof
A-2	Assembly—Food & Drink Restaurant, Night Club, Bar	1,000	\$1,363.90	\$1,856.90	\$3,220.80	plus	\$77.39	for each additional 100 s.f. or fraction thereof > half of 100 s.f., to and including 5000 s.f.	\$1,438.03	\$1,935.85	\$3,373.88	plus	\$79.58	for each additional 100 s.f. or fraction thereof > half of 100 s.f., to and including 5000 s.f.
		5,000	3,697.09	2,619.35	6,316.43	plus	68.62	for each additional 100 s.f. or fraction thereof > half of 100 s.f., to and including 10000 s.f.	3,841.88	2,715.30	6,557.19	plus	74.70	for each additional 100 s.f. or fraction thereof > half of 100 s.f., to and including 10000 s.f.
		10,000	6,492.71	3,254.71	9,747.42	plus	50.83	for each additional 100 s.f. or fraction thereof > half of 100 s.f., to and including 20000 s.f.	6,699.89	3,364.85	10,064.74	plus	51.96	for each additional 100 s.f. or fraction thereof > half of 100 s.f., to and including 20000 s.f.
		20,000	10,050.77	4,779.60	14,830.36	plus	36.41	for each additional 100 s.f. or fraction thereof > half of 100 s.f., to and including 50000 s.f.	10,337.36	4,923.76	15,261.12	plus	47.59	for each additional 100 s.f. or fraction thereof > half of 100 s.f., to and including 50000 s.f.
		50,000	20,054.23	5,699.69	25,753.92	plus	42.70	for each additional 100 s.f. or fraction thereof > half of 100 s.f., to and including 100000 s.f.	20,601.25	5,876.78	26,478.04	plus	43.65	for each additional 100 s.f. or fraction thereof > half of 100 s.f., to and including 100000 s.f.
		100,000	35,938.43	11,163.85	47,102.28	plus	36.49	for each additional 100 s.f. or fraction thereof	36,839.94	11,462.89	48,302.82	plus	37.31	for each additional 100 s.f. or fraction thereof
A-3	Assembly—Worship, Amusement Arcade, Church, Community Hall	1,000	\$1,363.90	\$1,602.76	\$2,966.66	plus	\$74.21	for each additional 100 s.f. or fraction thereof > half of 100 s.f., to and including 5000 s.f.	\$1,438.03	\$1,676.03	\$3,114.06	plus	\$76.33	for each additional 100 s.f. or fraction thereof > half of 100 s.f., to and including 5000 s.f.
		5,000	3,697.09	2,238.12	5,935.21	plus	68.62	for each additional 100 s.f. or fraction thereof > half of 100 s.f., to and including 10000 s.f.	3,841.88	2,325.57	6,167.46	plus	70.15	for each additional 100 s.f. or fraction thereof > half of 100 s.f., to and including 10000 s.f.
		10,000	6,492.71	2,873.49	9,366.20	plus	48.29	for each additional 100 s.f. or fraction thereof > half of 100 s.f., to and including 20000 s.f.	6,699.89	2,975.12	9,675.01	plus	49.37	for each additional 100 s.f. or fraction thereof > half of 100 s.f., to and including 20000 s.f.
		20,000	10,050.77	4,144.23	14,194.99	plus	35.99	for each additional 100 s.f. or fraction thereof > half of 100 s.f., to and including 50000 s.f.	10,337.36	4,274.22	14,611.57	plus	45.52	for each additional 100 s.f. or fraction thereof > half of 100 s.f., to and including 50000 s.f.
		50,000	20,054.23	4,937.25	24,991.48	plus	41.17	for each additional 100 s.f. or fraction thereof > half of 100 s.f., to and including 100000 s.f.	20,601.25	5,097.33	25,698.58	plus	42.09	for each additional 100 s.f. or fraction thereof > half of 100 s.f., to and including 100000 s.f.
		100,000	35,938.43	9,638.97	45,577.39	plus	35.19	for each additional 100 s.f. or fraction thereof	36,839.94	9,903.98	46,743.91	plus	35.97	for each additional 100 s.f. or fraction thereof
A-4	Assembly—Indoor Sport Viewing Arena, Skating Rink, Tennis Court	1,000	\$1,363.90	\$1,602.76	\$2,966.66	plus	\$80.57	for each additional 100 s.f. or fraction thereof > half of 100 s.f., to and including 5000 s.f.	\$1,438.03	\$1,676.03	\$3,114.06	plus	\$82.83	for each additional 100 s.f. or fraction thereof > half of 100 s.f., to and including 5000 s.f.
		5,000	3,951.24	2,238.12	6,189.36	plus	71.16	for each additional 100 s.f. or fraction thereof > half of 100 s.f., to and including 10000 s.f.	4,101.70	2,325.57	6,427.28	plus	72.75	for each additional 100 s.f. or fraction thereof > half of 100 s.f., to and including 10000 s.f.
		10,000	6,873.93	2,873.49	9,747.42	plus	49.56	for each additional 100 s.f. or fraction thereof > half of 100 s.f., to and including 20000 s.f.	7,089.62	2,975.12	10,064.74	plus	50.66	for each additional 100 s.f. or fraction thereof > half of 100 s.f., to and including 20000 s.f.
		20,000	10,559.06	4,144.23	14,703.29	plus	37.68	for each additional 100 s.f. or fraction thereof > half of 100 s.f., to and including 50000 s.f.	10,856.99	4,274.22	15,131.21	plus	47.25	for each additional 100 s.f. or fraction thereof > half of 100 s.f., to and including 50000 s.f.
		50,000	21,070.82	4,937.25	26,008.07	plus	42.95	for each additional 100 s.f. or fraction thereof > half of 100 s.f., to and including 100000 s.f.	21,640.53	5,097.33	26,737.86	plus	43.91	for each additional 100 s.f. or fraction thereof > half of 100 s.f., to and including 100000 s.f.
		100,000	37,844.53	9,638.97	47,483.50	plus	36.78	for each additional 100 s.f. or fraction thereof	38,788.58	9,903.98	48,692.55	plus	37.60	for each additional 100 s.f. or fraction thereof
A	A Occupancy Tenant Improvements	400	\$459.10	\$840.32	\$1,299.41	plus	\$55.59	for each additional 100 s.f. or fraction thereof > half of 100 s.f., to and including 2000 s.f.	\$506.84	\$896.57	\$1,403.41	plus	\$56.84	for each additional 100 s.f. or fraction thereof > half of 100 s.f., to and including 2000 s.f.
		2,000	1,094.46	1,094.46	2,188.93	plus	63.54	for each additional 100 s.f. or fraction thereof > half of 100 s.f., to and including 4000 s.f.	1,156.39	1,156.39	2,312.78	plus	61.71	for each additional 100 s.f. or fraction thereof > half of 100 s.f., to and including 4000 s.f.
		4,000	1,983.98	1,475.68	3,459.66	plus	41.30	for each additional 100 s.f. or fraction thereof > half of 100 s.f., to and including 8000 s.f.	2,065.76	1,546.12	3,611.87	plus	42.22	for each additional 100 s.f. or fraction thereof > half of 100 s.f., to and including 8000 s.f.
		8,000	3,000.57	2,111.05	5,111.62	plus	25.87	for each additional 100 s.f. or fraction thereof > half of 100 s.f., to and including 20000 s.f.	3,105.03	2,195.66	5,300.70	plus	38.56	for each additional 100 s.f. or fraction thereof > half of 100 s.f., to and including 20000 s.f.
		20,000	5,826.76	2,388.85	8,215.61	plus	35.70	for each additional 100 s.f. or fraction thereof > half of 100 s.f., to and including 40000 s.f.	6,006.69	2,492.21	8,498.91	plus	36.56	for each additional 100 s.f. or fraction thereof > half of 100 s.f., to and including 40000 s.f.
		40,000	10,528.48	4,826.89	15,355.37	plus	29.40	for each additional 100 s.f. or fraction thereof	10,813.34	4,997.22	15,810.56	plus	30.11	for each additional 100 s.f. or fraction thereof
B	Business—Bank	100	\$1,602.76	\$967.39	\$2,570.15	plus	\$794.21	for each additional 100 s.f. or fraction thereof > half of 100 s.f., to and including 500 s.f.	\$1,676.03	\$1,026.48	\$2,702.51	plus	\$811.93	for each additional 100 s.f. or fraction thereof > half of 100 s.f., to and including 500 s.f.
		500	4,398.37	1,348.61	5,746.98	plus	762.44	for each additional 100 s.f. or fraction thereof > half of 100 s.f., to and including 1000 s.f.	4,534.03	1,416.21	5,950.24	plus	779.46	for each additional 100 s.f. or fraction thereof > half of 100 s.f., to and including 1000 s.f.
		1,000	7,829.36	1,729.83	9,559.19	plus	495.59	for each additional 100 s.f. or fraction thereof > half of 100 s.f., to and including 2000 s.f.	8,041.59	1,805.94	9,847.53	plus	506.65	for each additional 100 s.f. or fraction thereof > half of 100 s.f., to and including 2000 s.f.
		2,000	12,149.86	2,365.20	14,515.06	plus	421.15	for each additional 100 s.f. or fraction thereof > half of 100 s.f., to and including 5000 s.f.	12,458.51	2,455.48	14,913.99	plus	472.96	for each additional 100 s.f. or fraction thereof > half of 100 s.f., to and including 5000 s.f.
		5,000	24,252.42	2,897.14	27,149.57	plus	440.15	for each additional 100 s.f. or fraction thereof > half of 100 s.f., to and including 10000 s.f.	24,843.56	3,011.85	27,855.41	plus	450.22	for each additional 100 s.f. or fraction thereof > half of 100 s.f., to and including 10000 s.f.
		10,000	43,567.60	5,589.33	49,156.94	plus	382.92	for each additional 100 s.f. or fraction thereof	44,589.80	5,776.68	50,366.48	plus	391.68	for each additional 100 s.f. or fraction thereof
B	Business—Clinic, Outpatient	100	\$1,475.68	\$967.39	\$2,443.07	plus	\$730.67	for each additional 100 s.f. or fraction thereof > half of 100 s.f., to and including 500 s.f.	\$1,546.12	\$1,026.48	\$2,572.60	plus	\$746.98	for each additional 100 s.f. or fraction thereof > half of 100 s.f., to and including 500 s.f.
		500	4,017.15	1,348.61	5,365.76	plus	711.61	for each additional 100 s.f. or fraction thereof > half of 100 s.f., to and including 1000 s.f.	4,144.31	1,416.21	5,560.51	plus	727.49	for each additional 100 s.f. or fraction thereof > half of 100 s.f., to and including 1000 s.f.
		1,000	7,193.99	1,729.83	8,923.82	plus	419.34	for each additional 100 s.f. or fraction thereof > half of 100 s.f., to and including 2000 s.f.	7,392.04	1,805.94	9,197.98	plus	428.70	for each additional 100 s.f. or fraction thereof > half of 100 s.f., to and including 2000 s.f.
		2,000	11,006.20	2,111.05	13,117.25	plus	395.74	for each additional 100 s.f. or fraction thereof > half of 100 s.f., to and including 5000 s.f.	11,289.33	2,195.66	13,484.99	plus	405.40	for each additional 100 s.f. or fraction thereof > half of 100 s.f., to and including 5000 s.f.
		5,000	22,092.17	2,897.14	24,989.32	plus	407.11	for each additional 100 s.f. or fraction thereof > half of 100 s.f., to and including 10000 s.f.	22,635.10	3,011.85	25,646.95	plus	384.15	for each additional 100 s.f. or fraction thereof > half of 100 s.f., to and including 10000 s.f.
		10,000	39,755.40	5,589.33	45,344.73	plus	352.78	for each additional 100 s.f. or fraction thereof	40,692.52	5,776.68	46,469.19	plus	332.88	for each additional 100 s.f. or fraction thereof
B	Business—Dry Cleaning	500	\$713.24	\$1,856.90	\$2,570.15	plus	\$88.95	for each additional 100 s.f. or fraction thereof > half of 100 s.f., to and including 2500 s.f.	\$766.66	\$1,935.85	\$2,702.51	plus	\$90.94	for each additional 100 s.f. or fraction thereof > half of 100 s.f., to and including 2500 s.f.
		2,500	1,856.90	2,492.27	4,349.18	plus	81.94	for each additional 100 s.f. or fraction thereof > half of 100 s.f., to and including 5000 s.f.	1,935.85	2,585.39	4,521.24	plus	89.86	for each additional 100 s.f. or fraction thereof > half of 100 s.f., to and including 5000 s.f.
		5,000	3,270.00	3,127.64	6,397.64	plus	66.08	for each additional 100 s.f. or fraction thereof > half of 100 s.f., to and including 10000 s.f.	3,386.68	3,234.94	6,621.62	plus	67.55	for each additional 100 s.f. or fraction thereof > half of 100 s.f., to and including 10000 s.f.
		10,000	5,049.03	4,652.52	9,701.55	plus	38.48	for each additional 100 s.f. or fraction thereof > half of 100 s.f., to and including 25000 s.f.	5,205.41	4,793.85	9,999.26	plus	60.50	for each additional 100 s.f. or fraction thereof > half of 100 s.f., to and including 25000 s.f.
		25,000	10,020.19	5,453.90	15,474.09	plus	53.59	for each additional 100 s.f. or fraction thereof > half of 100 s.f., to and including 50000 s.f.	10,293.70	5,631.87	15,925.57	plus	54.88	for each additional 100 s.f. or fraction thereof > half of 100 s.f., to and including 50000 s.f.
		50,000	18,056.40	10,814.64	28,871.04	plus	44.70	for each additional 100 s.f. or fraction thereof	18,521.65	11,124.79	29,646.45	plus	45.78	for each additional 100 s.f. or fraction thereof

BUILDING PERMIT FEES - CONSTRUCTION TYPES: VA, VB														
			Old Construction Fee Schedule						New Construction Fee Schedule					
IBC Class	IBC Occupancy	Square Footage	Plan Check Fee	Inspection Check Fee	Total				Plan Check Fee	Inspection Check Fee	Total			
B	Business—Professional Office	1,000	\$1,506.26	\$2,238.12	\$3,744.39	plus	\$92.13	for each additional 100 s.f. or fraction thereof > half of 100 s.f., to and including 5000 s.f.	\$1,589.77	\$2,325.57	\$3,915.34	plus	\$94.18	for each additional 100 s.f. or fraction thereof > half of 100 s.f., to and including 5000 s.f.
		5,000	4,301.88	3,127.64	7,429.52	plus	84.48	for each additional 100 s.f. or fraction thereof > half of 100 s.f., to and including 10000 s.f.	4,447.78	3,234.94	7,682.72	plus	89.00	for each additional 100 s.f. or fraction thereof > half of 100 s.f., to and including 10000 s.f.
		10,000	7,636.37	4,017.15	11,653.52	plus	57.34	for each additional 100 s.f. or fraction thereof > half of 100 s.f., to and including 20000 s.f.	7,869.08	4,144.31	12,013.38	plus	58.68	for each additional 100 s.f. or fraction thereof > half of 100 s.f., to and including 20000 s.f.
		20,000	11,575.65	5,811.47	17,387.12	plus	42.17	for each additional 100 s.f. or fraction thereof > half of 100 s.f., to and including 50000 s.f.	11,896.27	5,984.87	17,881.14	plus	55.55	for each additional 100 s.f. or fraction thereof > half of 100 s.f., to and including 50000 s.f.
		50,000	23,169.92	6,867.00	30,036.92	plus	50.24	for each additional 100 s.f. or fraction thereof > half of 100 s.f., to and including 100000 s.f.	23,761.68	7,082.70	30,844.38	plus	51.43	for each additional 100 s.f. or fraction thereof > half of 100 s.f., to and including 100000 s.f.
		100,000	41,656.73	13,498.47	55,155.21	plus	43.24	for each additional 100 s.f. or fraction thereof	42,685.86	13,874.72	56,560.58	plus	44.27	for each additional 100 s.f. or fraction thereof
B	Business—High Rise Office	5,000	\$4,556.03	\$8,718.88	\$13,274.90	plus	\$24.78	for each additional 100 s.f. or fraction thereof > half of 100 s.f., to and including 25000 s.f.	\$4,707.60	\$8,950.96	\$13,658.55	plus	\$47.99	for each additional 100 s.f. or fraction thereof > half of 100 s.f., to and including 25000 s.f.
		25,000	6,970.42	11,260.35	18,230.77	plus	50.95	for each additional 100 s.f. or fraction thereof > half of 100 s.f., to and including 50000 s.f.	7,175.88	11,549.14	18,725.02	plus	46.57	for each additional 100 s.f. or fraction thereof > half of 100 s.f., to and including 50000 s.f.
		50,000	15,514.93	15,453.77	30,968.70	plus	37.39	for each additional 100 s.f. or fraction thereof > half of 100 s.f., to and including 100000 s.f.	15,923.46	15,836.16	31,759.62	plus	38.24	for each additional 100 s.f. or fraction thereof > half of 100 s.f., to and including 100000 s.f.
		100,000	29,238.87	20,424.93	49,663.80	plus	24.61	for each additional 100 s.f. or fraction thereof > half of 100 s.f., to and including 250000 s.f.	29,953.68	20,924.45	50,878.14	plus	35.88	for each additional 100 s.f. or fraction thereof > half of 100 s.f., to and including 250000 s.f.
		250,000	58,242.21	28,342.43	86,584.64	plus	32.77	for each additional 100 s.f. or fraction thereof > half of 100 s.f., to and including 500000 s.f.	59,616.69	29,037.39	88,654.09	plus	33.51	for each additional 100 s.f. or fraction thereof > half of 100 s.f., to and including 500000 s.f.
		500,000	115,740.61	52,764.19	168,504.80	plus	31.58	for each additional 100 s.f. or fraction thereof	118,423.07	54,016.74	172,439.81	plus	32.30	for each additional 100 s.f. or fraction thereof
B	B Occupancy Tenant Improvements	250	\$316.73	\$713.24	\$1,029.98	plus	\$76.24	for each additional 100 s.f. or fraction thereof > half of 100 s.f., to and including 1250 s.f.	\$355.11	\$766.66	\$1,121.77	plus	\$77.95	for each additional 100 s.f. or fraction thereof > half of 100 s.f., to and including 1250 s.f.
		1,250	825.03	967.39	1,792.42	plus	61.00	for each additional 100 s.f. or fraction thereof > half of 100 s.f., to and including 2500 s.f.	874.74	1,026.48	1,901.22	plus	62.36	for each additional 100 s.f. or fraction thereof > half of 100 s.f., to and including 2500 s.f.
		2,500	1,333.32	1,221.54	2,554.86	plus	45.75	for each additional 100 s.f. or fraction thereof > half of 100 s.f., to and including 5000 s.f.	1,394.38	1,286.30	2,680.68	plus	46.77	for each additional 100 s.f. or fraction thereof > half of 100 s.f., to and including 5000 s.f.
		5,000	1,968.69	1,729.83	3,698.52	plus	31.02	for each additional 100 s.f. or fraction thereof > half of 100 s.f., to and including 12500 s.f.	2,043.93	1,805.94	3,849.86	plus	44.32	for each additional 100 s.f. or fraction thereof > half of 100 s.f., to and including 12500 s.f.
		12,500	4,017.15	2,007.63	6,024.78	plus	40.85	for each additional 100 s.f. or fraction thereof > half of 100 s.f., to and including 25000 s.f.	4,144.31	2,102.49	6,246.79	plus	41.86	for each additional 100 s.f. or fraction thereof > half of 100 s.f., to and including 25000 s.f.
		25,000	7,066.92	4,064.45	11,131.37	plus	32.67	for each additional 100 s.f. or fraction thereof	7,262.13	4,217.77	11,479.90	plus	33.48	for each additional 100 s.f. or fraction thereof
E	Educational—Group Occupancy 6+ persons, up to the 12th Grade	500	\$967.39	\$1,206.25	\$2,173.64	plus	\$101.66	for each additional 100 s.f. or fraction thereof > half of 100 s.f., to and including 2500 s.f.	\$1,026.48	\$1,264.47	\$2,290.95	plus	\$103.93	for each additional 100 s.f. or fraction thereof > half of 100 s.f., to and including 2500 s.f.
		2,500	2,492.27	1,714.54	4,206.81	plus	88.24	for each additional 100 s.f. or fraction thereof > half of 100 s.f., to and including 5000 s.f.	2,585.39	1,784.11	4,369.50	plus	97.88	for each additional 100 s.f. or fraction thereof > half of 100 s.f., to and including 5000 s.f.
		5,000	4,301.88	2,111.05	6,412.93	plus	66.08	for each additional 100 s.f. or fraction thereof > half of 100 s.f., to and including 10000 s.f.	4,447.78	2,195.66	6,643.44	plus	67.55	for each additional 100 s.f. or fraction thereof > half of 100 s.f., to and including 10000 s.f.
		10,000	6,589.20	3,127.64	9,716.84	plus	48.11	for each additional 100 s.f. or fraction thereof > half of 100 s.f., to and including 25000 s.f.	6,786.15	3,234.94	10,021.09	plus	63.40	for each additional 100 s.f. or fraction thereof > half of 100 s.f., to and including 25000 s.f.
		25,000	13,258.18	3,674.87	16,933.05	plus	56.31	for each additional 100 s.f. or fraction thereof > half of 100 s.f., to and including 50000 s.f.	13,628.75	3,813.13	17,441.88	plus	57.74	for each additional 100 s.f. or fraction thereof > half of 100 s.f., to and including 50000 s.f.
		50,000	23,739.37	7,271.87	31,011.23	plus	47.05	for each additional 100 s.f. or fraction thereof	24,368.63	7,509.16	31,877.78	plus	48.24	for each additional 100 s.f. or fraction thereof
E	Educational—Day Care 5+ children, older than 2 1/2 yrs	300	\$586.17	\$1,206.25	\$1,792.42	plus	\$137.66	for each additional 100 s.f. or fraction thereof > half of 100 s.f., to and including 1500 s.f.	\$636.75	\$1,264.47	\$1,901.22	plus	\$140.74	for each additional 100 s.f. or fraction thereof > half of 100 s.f., to and including 1500 s.f.
		1,500	1,729.83	1,714.54	3,444.37	plus	113.19	for each additional 100 s.f. or fraction thereof > half of 100 s.f., to and including 3000 s.f.	1,805.94	1,784.11	3,590.05	plus	128.49	for each additional 100 s.f. or fraction thereof > half of 100 s.f., to and including 3000 s.f.
		3,000	3,031.14	2,111.05	5,142.19	plus	84.72	for each additional 100 s.f. or fraction thereof > half of 100 s.f., to and including 6000 s.f.	3,148.68	2,195.66	5,344.35	plus	86.61	for each additional 100 s.f. or fraction thereof > half of 100 s.f., to and including 6000 s.f.
		6,000	4,556.03	3,127.64	7,683.67	plus	57.59	for each additional 100 s.f. or fraction thereof > half of 100 s.f., to and including 15000 s.f.	4,707.60	3,234.94	7,942.54	plus	82.58	for each additional 100 s.f. or fraction thereof > half of 100 s.f., to and including 15000 s.f.
		15,000	9,191.83	3,674.87	12,866.70	plus	72.68	for each additional 100 s.f. or fraction thereof > half of 100 s.f., to and including 30000 s.f.	9,471.64	3,813.13	13,284.78	plus	74.59	for each additional 100 s.f. or fraction thereof > half of 100 s.f., to and including 30000 s.f.
		30,000	16,496.17	7,271.87	23,768.04	plus	59.70	for each additional 100 s.f. or fraction thereof	16,963.79	7,509.16	24,472.95	plus	61.27	for each additional 100 s.f. or fraction thereof
F-1	Factory Industrial—Moderate Hazard	1,500	\$1,663.91	\$1,841.62	\$3,505.53	plus	\$21.18	for each additional 100 s.f. or fraction thereof > half of 100 s.f., to and including 7500 s.f.	\$1,763.33	\$1,914.02	\$3,677.35	plus	\$51.00	for each additional 100 s.f. or fraction thereof > half of 100 s.f., to and including 7500 s.f.
		7,500	2,426.35	2,349.91	4,776.26	plus	49.34	for each additional 100 s.f. or fraction thereof > half of 100 s.f., to and including 15000 s.f.	2,542.79	2,433.66	4,976.45	plus	53.30	for each additional 100 s.f. or fraction thereof > half of 100 s.f., to and including 15000 s.f.
		15,000	5,349.04	3,127.64	8,476.68	plus	38.33	for each additional 100 s.f. or fraction thereof > half of 100 s.f., to and including 30000 s.f.	5,530.71	3,234.94	8,765.65	plus	39.26	for each additional 100 s.f. or fraction thereof > half of 100 s.f., to and including 30000 s.f.
		30,000	10,081.34	4,144.23	14,225.57	plus	25.78	for each additional 100 s.f. or fraction thereof > half of 100 s.f., to and including 75000 s.f.	10,381.01	4,274.22	14,655.23	plus	36.53	for each additional 100 s.f. or fraction thereof > half of 100 s.f., to and including 75000 s.f.
		75,000	19,993.08	5,835.12	25,828.20	plus	33.00	for each additional 100 s.f. or fraction thereof > half of 100 s.f., to and including 150000 s.f.	20,513.95	6,021.60	26,535.54	plus	33.80	for each additional 100 s.f. or fraction thereof > half of 100 s.f., to and including 150000 s.f.
		150,000	39,750.63	10,829.93	50,580.56	plus	30.81	for each additional 100 s.f. or fraction thereof	40,737.22	11,146.62	51,883.84	plus	31.56	for each additional 100 s.f. or fraction thereof
F-2	Factory Industrial—Low Hazard	2,000	\$1,790.99	\$3,620.64	\$5,411.63	plus	\$54.01	for each additional 100 s.f. or fraction thereof > half of 100 s.f., to and including 10000 s.f.	\$1,893.24	\$3,732.75	\$5,625.99	plus	\$55.21	for each additional 100 s.f. or fraction thereof > half of 100 s.f., to and including 10000 s.f.
		10,000	4,713.68	5,018.45	9,732.13	plus	49.71	for each additional 100 s.f. or fraction thereof > half of 100 s.f., to and including 20000 s.f.	4,881.16	5,161.76	10,042.92	plus	46.15	for each additional 100 s.f. or fraction thereof > half of 100 s.f., to and including 20000 s.f.
		20,000	8,398.81	6,304.48	14,703.29	plus	37.64	for each additional 100 s.f. or fraction thereof > half of 100 s.f., to and including 40000 s.f.	8,648.53	6,482.68	15,131.21	plus	38.54	for each additional 100 s.f. or fraction thereof > half of 100 s.f., to and including 40000 s.f.
		40,000	12,876.96	9,354.24	22,231.20	plus	24.00	for each additional 100 s.f. or fraction thereof > half of 100 s.f., to and including 100000 s.f.	13,239.02	9,600.50	22,839.52	plus	34.93	for each additional 100 s.f. or fraction thereof > half of 100 s.f., to and including 100000 s.f.
		100,000	25,584.31	11,045.14	36,629.45	plus	31.23	for each additional 100 s.f. or fraction thereof > half of 100 s.f., to and including 200000 s.f.	26,229.96	11,347.88	37,577.85	plus	31.97	for each additional 100 s.f. or fraction thereof > half of 100 s.f., to and including 200000 s.f.
		200,000	46,104.31	21,758.25	67,862.56	plus	26.86	for each additional 100 s.f. or fraction thereof	47,232.69	22,318.83	69,551.53	plus	27.49	for each additional 100 s.f. or fraction thereof
H-1	High Hazard Group H-1 Pose a detonation hazard	600	\$489.67	\$1,221.54	\$1,711.21	plus	\$50.20	for each additional 100 s.f. or fraction thereof > half of 100 s.f., to and including 3000 s.f.	\$550.50	\$1,286.30	\$1,836.79	plus	\$53.44	for each additional 100 s.f. or fraction thereof > half of 100 s.f., to and including 3000 s.f.
		3,000	1,313.27	1,602.76	2,916.03	plus	43.38	for each additional 100 s.f. or fraction thereof > half of 100 s.f., to and including 6000 s.f.	1,417.26	1,676.03	3,093.29	plus	49.09	for each additional 100 s.f. or fraction thereof > half of 100 s.f., to and including 6000 s.f.
		6,000	2,233.36	1,983.98	4,217.34	plus	36.51	for each additional 100 s.f. or fraction thereof > half of 100 s.f., to and including 12000 s.f.	2,370.28	2,065.76	4,436.03	plus	37.54	for each additional 100 s.f. or fraction thereof > half of 100 s.f., to and including 12000 s.f.
		12,000	3,407.60	3,000.57	6,408.17	plus	20.77	for each additional 100 s.f. or fraction thereof > half of 100 s.f., to and including 30000 s.f.	3,583.12	3,105.03	6,688.15	plus	32.39	for each additional 100 s.f. or fraction thereof > half of 100 s.f., to and including 30000 s.f.
		30,000	6,584.44	3,563.09	10,147.52	plus	27.61	for each additional 100 s.f. or fraction thereof > half of 100 s.f., to and including 60000 s.f.	6,830.85	3,705.05	10,535.90	plus	28.27	for each additional 100 s.f. or fraction thereof > half of 100 s.f., to and including 60000 s.f.
		60,000	11,540.31	6,890.65	18,430.95	plus	22.46	for each additional 100 s.f. or fraction thereof	11,897.32	7,119.43	19,016.75	plus	22.99	for each additional 100 s.f. or fraction thereof

BUILDING PERMIT FEES - CONSTRUCTION TYPES: VA, VB														
			Old Construction Fee Schedule						New Construction Fee Schedule					
IBC Class	IBC Occupancy	Square Footage	Plan Check Fee	Inspection Check Fee	Total				Plan Check Fee	Inspection Check Fee	Total			
H-3	High Hazard Group H-3 Readily support combustion	600	\$743.82	\$1,221.54	\$1,965.36	plus	\$66.08	for each additional 100 s.f. or fraction thereof > half of 100 s.f., to and including 3000 s.f.	\$810.31	\$1,286.30	\$2,096.61	plus	\$69.67	for each additional 100 s.f. or fraction thereof > half of 100 s.f., to and including 3000 s.f.
		3,000	1,948.64	1,602.76	3,551.39	plus	64.56	for each additional 100 s.f. or fraction thereof > half of 100 s.f., to and including 6000 s.f.	2,066.81	1,676.03	3,742.83	plus	70.74	for each additional 100 s.f. or fraction thereof > half of 100 s.f., to and including 6000 s.f.
		6,000	3,504.10	1,983.98	5,488.07	plus	47.10	for each additional 100 s.f. or fraction thereof > half of 100 s.f., to and including 12000 s.f.	3,669.37	2,065.76	5,735.13	plus	48.36	for each additional 100 s.f. or fraction thereof > half of 100 s.f., to and including 12000 s.f.
		12,000	5,313.70	3,000.57	8,314.27	plus	31.36	for each additional 100 s.f. or fraction thereof > half of 100 s.f., to and including 30000 s.f.	5,531.76	3,105.03	8,636.79	plus	43.22	for each additional 100 s.f. or fraction thereof > half of 100 s.f., to and including 30000 s.f.
		30,000	10,396.64	3,563.09	13,959.73	plus	38.20	for each additional 100 s.f. or fraction thereof > half of 100 s.f., to and including 60000 s.f.	10,728.14	3,705.05	14,433.19	plus	39.10	for each additional 100 s.f. or fraction thereof > half of 100 s.f., to and including 60000 s.f.
		60,000	18,529.35	6,890.65	25,420.00	plus	31.28	for each additional 100 s.f. or fraction thereof	19,042.34	7,119.43	26,161.77	plus	32.01	for each additional 100 s.f. or fraction thereof
H-4	High Hazard Group H-4 Pose health hazards	300	\$362.60	\$1,729.83	\$2,092.43	plus	\$100.40	for each additional 100 s.f. or fraction thereof > half of 100 s.f., to and including 1500 s.f.	\$420.59	\$1,805.94	\$2,226.52	plus	\$104.71	for each additional 100 s.f. or fraction thereof > half of 100 s.f., to and including 1500 s.f.
		1,500	932.05	2,365.20	3,297.25	plus	86.75	for each additional 100 s.f. or fraction thereof > half of 100 s.f., to and including 3000 s.f.	1,027.53	2,455.48	3,483.01	plus	97.09	for each additional 100 s.f. or fraction thereof > half of 100 s.f., to and including 3000 s.f.
		3,000	1,597.99	3,000.57	4,598.56	plus	73.03	for each additional 100 s.f. or fraction thereof > half of 100 s.f., to and including 6000 s.f.	1,720.73	3,105.03	4,825.76	plus	75.07	for each additional 100 s.f. or fraction thereof > half of 100 s.f., to and including 6000 s.f.
		6,000	2,391.01	4,398.37	6,789.39	plus	34.49	for each additional 100 s.f. or fraction thereof > half of 100 s.f., to and including 15000 s.f.	2,543.84	4,534.03	7,077.88	plus	66.81	for each additional 100 s.f. or fraction thereof > half of 100 s.f., to and including 15000 s.f.
		15,000	4,678.34	5,215.04	9,893.38	plus	56.92	for each additional 100 s.f. or fraction thereof > half of 100 s.f., to and including 30000 s.f.	4,882.21	5,393.87	10,276.09	plus	58.27	for each additional 100 s.f. or fraction thereof > half of 100 s.f., to and including 30000 s.f.
		30,000	8,236.39	10,194.56	18,430.95	plus	44.95	for each additional 100 s.f. or fraction thereof	8,519.68	10,497.07	19,016.75	plus	46.02	for each additional 100 s.f. or fraction thereof
H-5	High Hazard Group H-5 Semiconductor Fabrication, R&D	1,000	\$870.89	\$1,094.46	\$1,965.36	plus	\$42.83	for each additional 100 s.f. or fraction thereof > half of 100 s.f., to and including 5000 s.f.	\$940.22	\$1,156.39	\$2,096.61	plus	\$44.40	for each additional 100 s.f. or fraction thereof > half of 100 s.f., to and including 5000 s.f.
		5,000	2,202.78	1,475.68	3,678.47	plus	41.28	for each additional 100 s.f. or fraction thereof > half of 100 s.f., to and including 10000 s.f.	2,326.62	1,546.12	3,872.74	plus	44.07	for each additional 100 s.f. or fraction thereof > half of 100 s.f., to and including 10000 s.f.
		10,000	3,885.32	1,856.90	5,742.22	plus	29.53	for each additional 100 s.f. or fraction thereof > half of 100 s.f., to and including 20000 s.f.	4,059.10	1,935.85	5,994.95	plus	30.32	for each additional 100 s.f. or fraction thereof > half of 100 s.f., to and including 20000 s.f.
		20,000	5,949.07	2,746.42	8,695.49	plus	21.36	for each additional 100 s.f. or fraction thereof > half of 100 s.f., to and including 50000 s.f.	6,181.31	2,845.21	9,026.52	plus	27.75	for each additional 100 s.f. or fraction thereof > half of 100 s.f., to and including 50000 s.f.
		50,000	11,794.45	3,308.94	15,103.39	plus	24.95	for each additional 100 s.f. or fraction thereof > half of 100 s.f., to and including 100000 s.f.	12,157.14	3,445.23	15,602.37	plus	25.54	for each additional 100 s.f. or fraction thereof > half of 100 s.f., to and including 100000 s.f.
		100,000	21,070.82	6,509.43	27,580.25	plus	20.74	for each additional 100 s.f. or fraction thereof	21,640.53	6,729.70	28,370.23	plus	21.23	for each additional 100 s.f. or fraction thereof
I-1	Institutional—17+ persons, ambulatory	1,000	\$1,536.84	\$2,111.05	\$3,647.89	plus	\$85.77	for each additional 100 s.f. or fraction thereof > half of 100 s.f., to and including 5000 s.f.	\$1,633.42	\$2,195.66	\$3,829.09	plus	\$92.95	for each additional 100 s.f. or fraction thereof > half of 100 s.f., to and including 5000 s.f.
		5,000	4,205.38	2,873.49	7,078.87	plus	66.08	for each additional 100 s.f. or fraction thereof > half of 100 s.f., to and including 10000 s.f.	4,361.52	2,975.12	7,336.64	plus	89.67	for each additional 100 s.f. or fraction thereof > half of 100 s.f., to and including 10000 s.f.
		10,000	7,382.22	3,000.57	10,382.79	plus	65.11	for each additional 100 s.f. or fraction thereof > half of 100 s.f., to and including 20000 s.f.	7,609.26	3,105.03	10,714.29	plus	66.69	for each additional 100 s.f. or fraction thereof > half of 100 s.f., to and including 20000 s.f.
		20,000	11,479.15	5,414.96	16,894.11	plus	40.37	for each additional 100 s.f. or fraction thereof > half of 100 s.f., to and including 50000 s.f.	11,810.01	5,573.31	17,383.32	plus	56.85	for each additional 100 s.f. or fraction thereof > half of 100 s.f., to and including 50000 s.f.
		50,000	22,661.62	6,343.42	29,005.04	plus	48.97	for each additional 100 s.f. or fraction thereof > half of 100 s.f., to and including 100000 s.f.	23,242.05	6,541.23	29,783.28	plus	50.13	for each additional 100 s.f. or fraction thereof > half of 100 s.f., to and including 100000 s.f.
		100,000	40,894.29	12,593.67	53,487.96	plus	41.97	for each additional 100 s.f. or fraction thereof	41,906.40	12,943.53	54,849.93	plus	42.97	for each additional 100 s.f. or fraction thereof
I-2	Institutional—6+ persons, non-ambulatory	1,000	\$1,790.99	\$2,492.27	\$4,283.26	plus	\$98.48	for each additional 100 s.f. or fraction thereof > half of 100 s.f., to and including 5000 s.f.	\$1,893.24	\$2,585.39	\$4,478.64	plus	\$100.68	for each additional 100 s.f. or fraction thereof > half of 100 s.f., to and including 5000 s.f.
		5,000	4,713.68	3,508.86	8,222.54	plus	91.49	for each additional 100 s.f. or fraction thereof > half of 100 s.f., to and including 10000 s.f.	4,881.16	3,624.67	8,505.83	plus	98.73	for each additional 100 s.f. or fraction thereof > half of 100 s.f., to and including 10000 s.f.
		10,000	8,398.81	4,398.37	12,797.18	plus	65.11	for each additional 100 s.f. or fraction thereof > half of 100 s.f., to and including 20000 s.f.	8,648.53	4,534.03	13,182.57	plus	66.69	for each additional 100 s.f. or fraction thereof > half of 100 s.f., to and including 20000 s.f.
		20,000	12,876.96	6,431.55	19,308.51	plus	45.88	for each additional 100 s.f. or fraction thereof > half of 100 s.f., to and including 50000 s.f.	13,239.02	6,612.59	19,851.60	plus	61.27	for each additional 100 s.f. or fraction thereof > half of 100 s.f., to and including 50000 s.f.
		50,000	25,584.31	7,487.08	33,071.39	plus	55.83	for each additional 100 s.f. or fraction thereof > half of 100 s.f., to and including 100000 s.f.	26,229.96	7,710.42	33,940.38	plus	57.15	for each additional 100 s.f. or fraction thereof > half of 100 s.f., to and including 100000 s.f.
		100,000	46,104.31	14,880.99	60,985.30	plus	47.60	for each additional 100 s.f. or fraction thereof	47,232.69	15,281.90	62,514.59	plus	48.73	for each additional 100 s.f. or fraction thereof
M	Mercantile—Department & Drug Store	1,000	\$967.39	\$3,127.64	\$4,095.03	plus	\$73.07	for each additional 100 s.f. or fraction thereof > half of 100 s.f., to and including 5000 s.f.	\$1,026.48	\$3,234.94	\$4,261.42	plus	\$74.70	for each additional 100 s.f. or fraction thereof > half of 100 s.f., to and including 5000 s.f.
		5,000	2,746.42	4,271.30	7,017.72	plus	64.15	for each additional 100 s.f. or fraction thereof > half of 100 s.f., to and including 10000 s.f.	2,845.21	4,404.13	7,249.34	plus	70.05	for each additional 100 s.f. or fraction thereof > half of 100 s.f., to and including 10000 s.f.
		10,000	4,810.17	5,414.96	10,225.14	plus	50.83	for each additional 100 s.f. or fraction thereof > half of 100 s.f., to and including 20000 s.f.	4,967.42	5,573.31	10,540.73	plus	51.96	for each additional 100 s.f. or fraction thereof > half of 100 s.f., to and including 20000 s.f.
		20,000	7,351.64	7,956.43	15,308.08	plus	28.76	for each additional 100 s.f. or fraction thereof > half of 100 s.f., to and including 50000 s.f.	7,565.61	8,171.50	15,737.10	plus	46.92	for each additional 100 s.f. or fraction thereof > half of 100 s.f., to and including 50000 s.f.
		50,000	14,528.92	9,408.47	23,937.39	plus	41.47	for each additional 100 s.f. or fraction thereof > half of 100 s.f., to and including 100000 s.f.	14,927.84	9,680.89	24,608.73	plus	42.42	for each additional 100 s.f. or fraction thereof > half of 100 s.f., to and including 100000 s.f.
		100,000	26,092.61	18,581.41	44,674.02	plus	35.16	for each additional 100 s.f. or fraction thereof	26,749.60	19,071.10	45,820.70	plus	35.97	for each additional 100 s.f. or fraction thereof
M	Mercantile—Market	500	\$586.17	\$1,856.90	\$2,443.07	plus	\$76.24	for each additional 100 s.f. or fraction thereof > half of 100 s.f., to and including 2500 s.f.	\$636.75	\$1,935.85	\$2,572.60	plus	\$77.95	for each additional 100 s.f. or fraction thereof > half of 100 s.f., to and including 2500 s.f.
		2,500	1,475.68	2,492.27	3,967.96	plus	72.38	for each additional 100 s.f. or fraction thereof > half of 100 s.f., to and including 5000 s.f.	1,546.12	2,585.39	4,131.51	plus	68.85	for each additional 100 s.f. or fraction thereof > half of 100 s.f., to and including 5000 s.f.
		5,000	2,649.92	3,127.64	5,777.56	plus	58.45	for each additional 100 s.f. or fraction thereof > half of 100 s.f., to and including 10000 s.f.	2,758.96	3,234.94	5,993.90	plus	59.76	for each additional 100 s.f. or fraction thereof > half of 100 s.f., to and including 10000 s.f.
		10,000	4,047.73	4,652.52	8,700.25	plus	32.11	for each additional 100 s.f. or fraction thereof > half of 100 s.f., to and including 25000 s.f.	4,187.96	4,793.85	8,981.81	plus	54.00	for each additional 100 s.f. or fraction thereof > half of 100 s.f., to and including 25000 s.f.
		25,000	8,048.17	5,469.19	13,517.36	plus	46.86	for each additional 100 s.f. or fraction thereof > half of 100 s.f., to and including 50000 s.f.	8,302.46	5,653.69	13,956.15	plus	47.95	for each additional 100 s.f. or fraction thereof > half of 100 s.f., to and including 50000 s.f.
		50,000	14,401.84	10,829.93	25,231.77	plus	39.09	for each additional 100 s.f. or fraction thereof	14,797.93	11,146.62	25,944.55	plus	40.00	for each additional 100 s.f. or fraction thereof
M	Mercantile—Motor fuel-dispensing	100	\$1,440.34	\$1,633.33	\$3,073.68	plus	\$762.44	for each additional 100 s.f. or fraction thereof > half of 100 s.f., to and including 500 s.f.	\$1,547.17	\$1,719.68	\$3,266.85	plus	\$779.46	for each additional 100 s.f. or fraction thereof > half of 100 s.f., to and including 500 s.f.
		500	3,854.74	2,268.70	6,123.44	plus	660.78	for each additional 100 s.f. or fraction thereof > half of 100 s.f., to and including 1000 s.f.	4,015.45	2,369.23	6,384.67	plus	717.75	for each additional 100 s.f. or fraction thereof > half of 100 s.f., to and including 1000 s.f.
		1,000	6,650.36	2,777.00	9,427.35	plus	482.88	for each additional 100 s.f. or fraction thereof > half of 100 s.f., to and including 2000 s.f.	6,873.46	2,888.87	9,762.32	plus	493.66	for each additional 100 s.f. or fraction thereof > half of 100 s.f., to and including 2000 s.f.
		2,000	10,208.42	4,047.73	14,256.15	plus	364.91	for each additional 100 s.f. or fraction thereof > half of 100 s.f., to and including 5000 s.f.	10,510.92	4,187.96	14,698.88	plus	457.09	for each additional 100 s.f. or fraction thereof > half of 100 s.f., to and including 5000 s.f.
		5,000	20,308.38	4,894.98	25,203.36	plus	413.41	for each additional 100 s.f. or fraction thereof > half of 100 s.f., to and including 10000 s.f.	20,861.07	5,091.45	25,952.53	plus	423.39	for each additional 100 s.f. or fraction thereof > half of 100 s.f., to and including 10000 s.f.
		10,000	36,380.80	9,493.27	45,874.07	plus	356.70	for each additional 100 s.f. or fraction thereof	37,316.97	9,804.92	47,121.89	plus	365.31	for each additional 100 s.f. or fraction thereof

BUILDING PERMIT FEES - CONSTRUCTION TYPES: VA, VB																		
			Old Construction Fee Schedule							New Construction Fee Schedule								
IBC Class	IBC Occupancy	Square Footage	Plan Check Fee	Inspection Check Fee	Total					Plan Check Fee	Inspection Check Fee	Total						
M	M Occupancy Tenant Improvements	500	\$459.10	\$1,221.54	\$1,680.63	plus	\$69.89	for each additional 100 s.f. or fraction thereof > half of 100 s.f., to and including 2500 s.f.				\$506.84	\$1,286.30	\$1,793.14	plus	\$71.45	for each additional 100 s.f. or fraction thereof > half of 100 s.f., to and including 2500 s.f.	
		2,500	1,348.61	1,729.83	3,078.44	plus	51.44	for each additional 100 s.f. or fraction thereof > half of 100 s.f., to and including 5000 s.f.				1,416.21	1,805.94	3,222.14	plus	60.63	for each additional 100 s.f. or fraction thereof > half of 100 s.f., to and including 5000 s.f.	
		5,000	2,253.41	2,111.05	4,364.46	plus	45.75	for each additional 100 s.f. or fraction thereof > half of 100 s.f., to and including 10000 s.f.				2,347.40	2,195.66	4,543.07	plus	46.77	for each additional 100 s.f. or fraction thereof > half of 100 s.f., to and including 10000 s.f.	
		10,000	3,524.15	3,127.64	6,651.79	plus	25.67	for each additional 100 s.f. or fraction thereof > half of 100 s.f., to and including 25000 s.f.				3,646.50	3,234.94	6,881.44	plus	40.14	for each additional 100 s.f. or fraction thereof > half of 100 s.f., to and including 25000 s.f.	
		25,000	6,843.35	3,659.58	10,502.93	plus	35.68	for each additional 100 s.f. or fraction thereof > half of 100 s.f., to and including 50000 s.f.				7,045.97	3,791.31	10,837.28	plus	36.52	for each additional 100 s.f. or fraction thereof > half of 100 s.f., to and including 50000 s.f.	
		50,000	12,307.51	7,114.22	19,421.73	plus	29.68	for each additional 100 s.f. or fraction thereof				12,632.07	7,335.59	19,967.67	plus	30.39	for each additional 100 s.f. or fraction thereof	
R-1	Residential—Transient Boarding Houses, Hotels, Motels	1,000	\$1,348.61	\$1,880.55	\$3,229.16	plus	\$69.89	for each additional 100 s.f. or fraction thereof > half of 100 s.f., to and including 5000 s.f.				\$1,416.21	\$1,972.58	\$3,388.78	plus	\$71.45	for each additional 100 s.f. or fraction thereof > half of 100 s.f., to and including 5000 s.f.	
		5,000	3,508.86	2,515.92	6,024.78	plus	69.23	for each additional 100 s.f. or fraction thereof > half of 100 s.f., to and including 10000 s.f.				3,624.67	2,622.12	6,246.79	plus	60.41	for each additional 100 s.f. or fraction thereof > half of 100 s.f., to and including 10000 s.f.	
		10,000	6,335.06	3,151.29	9,486.34	plus	48.29	for each additional 100 s.f. or fraction thereof > half of 100 s.f., to and including 20000 s.f.				6,526.33	3,271.67	9,798.00	plus	49.37	for each additional 100 s.f. or fraction thereof > half of 100 s.f., to and including 20000 s.f.	
		20,000	9,638.97	4,676.17	14,315.14	plus	34.62	for each additional 100 s.f. or fraction thereof > half of 100 s.f., to and including 50000 s.f.				9,903.98	4,830.58	14,734.56	plus	46.02	for each additional 100 s.f. or fraction thereof > half of 100 s.f., to and including 50000 s.f.	
		50,000	19,230.64	5,469.19	24,699.83	plus	41.55	for each additional 100 s.f. or fraction thereof > half of 100 s.f., to and including 100000 s.f.				19,734.49	5,653.69	25,388.18	plus	42.53	for each additional 100 s.f. or fraction thereof > half of 100 s.f., to and including 100000 s.f.	
		100,000	34,667.69	10,806.28	45,473.97	plus	35.52	for each additional 100 s.f. or fraction thereof				35,540.84	11,109.89	46,650.73	plus	36.36	for each additional 100 s.f. or fraction thereof	
R-2	Residential—Permanent, 2+ Dwellings Apartment, Dormitory, Timeshare	1,000	\$1,374.42	\$1,760.41	\$3,134.83	plus	\$73.07	for each additional 100 s.f. or fraction thereof > half of 100 s.f., to and including 5000 s.f.				\$1,504.57	\$1,849.59	\$3,354.15	plus	\$74.70	for each additional 100 s.f. or fraction thereof > half of 100 s.f., to and including 5000 s.f.	
		5,000	3,534.67	2,522.85	6,057.52	plus	66.08	for each additional 100 s.f. or fraction thereof > half of 100 s.f., to and including 10000 s.f.				3,713.03	2,629.05	6,342.07	plus	71.45	for each additional 100 s.f. or fraction thereof > half of 100 s.f., to and including 10000 s.f.	
		10,000	6,203.22	3,158.22	9,361.43	plus	46.36	for each additional 100 s.f. or fraction thereof > half of 100 s.f., to and including 20000 s.f.				6,441.12	3,278.59	9,719.72	plus	47.64	for each additional 100 s.f. or fraction thereof > half of 100 s.f., to and including 20000 s.f.	
		20,000	9,441.21	4,556.03	13,997.24	plus	33.54	for each additional 100 s.f. or fraction thereof > half of 100 s.f., to and including 50000 s.f.				9,776.17	4,707.60	14,483.76	plus	43.99	for each additional 100 s.f. or fraction thereof > half of 100 s.f., to and including 50000 s.f.	
		50,000	18,717.58	5,342.12	24,059.69	plus	39.69	for each additional 100 s.f. or fraction thereof > half of 100 s.f., to and including 100000 s.f.				19,259.56	5,523.78	24,783.34	plus	40.61	for each additional 100 s.f. or fraction thereof > half of 100 s.f., to and including 100000 s.f.	
		100,000	33,458.11	10,448.71	43,906.82	plus	34.02	for each additional 100 s.f. or fraction thereof				34,329.05	10,756.89	45,085.95	plus	34.80	for each additional 100 s.f. or fraction thereof	
R-2	Residential—Permanent, 2+, Repeat Apartment, Dormitory, Timeshare	1,000	\$611.98	\$1,760.41	\$2,372.39	plus	\$34.95	for each additional 100 s.f. or fraction thereof > half of 100 s.f., to and including 5000 s.f.				\$725.11	\$1,849.59	\$2,574.70	plus	\$35.73	for each additional 100 s.f. or fraction thereof > half of 100 s.f., to and including 5000 s.f.	
		5,000	1,374.42	2,395.78	3,770.20	plus	30.50	for each additional 100 s.f. or fraction thereof > half of 100 s.f., to and including 10000 s.f.				1,504.57	2,499.14	4,003.70	plus	33.45	for each additional 100 s.f. or fraction thereof > half of 100 s.f., to and including 10000 s.f.	
		10,000	2,263.94	3,031.14	5,295.08	plus	24.76	for each additional 100 s.f. or fraction thereof > half of 100 s.f., to and including 20000 s.f.				2,413.93	3,148.68	5,562.62	plus	25.56	for each additional 100 s.f. or fraction thereof > half of 100 s.f., to and including 20000 s.f.	
		20,000	3,341.68	4,428.95	7,770.63	plus	12.79	for each additional 100 s.f. or fraction thereof > half of 100 s.f., to and including 50000 s.f.				3,540.51	4,577.69	8,118.20	plus	22.77	for each additional 100 s.f. or fraction thereof > half of 100 s.f., to and including 50000 s.f.	
		50,000	6,391.45	5,215.04	11,606.49	plus	20.12	for each additional 100 s.f. or fraction thereof > half of 100 s.f., to and including 100000 s.f.				6,658.34	5,393.87	12,052.22	plus	20.60	for each additional 100 s.f. or fraction thereof > half of 100 s.f., to and including 100000 s.f.	
		100,000	11,347.31	10,321.63	21,668.95	plus	16.36	for each additional 100 s.f. or fraction thereof				11,724.81	10,626.98	22,351.79	plus	16.75	for each additional 100 s.f. or fraction thereof	
R-3	Dwellings—Custom Homes	1,500	\$1,948.64	\$1,602.76	\$3,551.39	plus	\$127.07	for each additional 100 s.f. or fraction thereof > half of 100 s.f., to and including 2500 s.f.				\$2,066.81	\$1,676.03	\$3,742.83	plus	\$129.91	for each additional 100 s.f. or fraction thereof > half of 100 s.f., to and including 2500 s.f.	
		2,500	2,711.08	2,111.05	4,822.13	plus	97.26	for each additional 100 s.f. or fraction thereof > half of 100 s.f., to and including 4000 s.f.				2,846.26	2,195.66	5,041.93	plus	122.74	for each additional 100 s.f. or fraction thereof > half of 100 s.f., to and including 4000 s.f.	
		4,000	3,915.89	2,365.20	6,281.09	plus	88.95	for each additional 100 s.f. or fraction thereof > half of 100 s.f., to and including 5000 s.f.				4,102.75	2,455.48	6,558.24	plus	90.94	for each additional 100 s.f. or fraction thereof > half of 100 s.f., to and including 5000 s.f.	
		5,000	4,551.26	2,619.35	7,170.61	plus	85.66	for each additional 100 s.f. or fraction thereof > half of 100 s.f., to and including 7000 s.f.				4,752.30	2,715.30	7,467.60	plus	99.61	for each additional 100 s.f. or fraction thereof > half of 100 s.f., to and including 7000 s.f.	
		7,000	5,979.65	2,904.07	8,883.72	plus	94.21	for each additional 100 s.f. or fraction thereof > half of 100 s.f., to and including 10000 s.f.				6,224.96	3,018.77	9,243.73	plus	96.72	for each additional 100 s.f. or fraction thereof > half of 100 s.f., to and including 10000 s.f.	
		10,000	8,043.40	3,666.51	11,709.91	plus	70.99	for each additional 100 s.f. or fraction thereof				8,347.16	3,798.23	12,145.39	plus	72.89	for each additional 100 s.f. or fraction thereof	
R-3	Dwellings—Production Phase of Master Plan (repeats)	1,500	\$804.97	\$1,268.83	\$2,073.81	plus	\$50.83	for each additional 100 s.f. or fraction thereof > half of 100 s.f., to and including 2500 s.f.				\$897.62	\$1,359.76	\$2,257.38	plus	\$51.96	for each additional 100 s.f. or fraction thereof > half of 100 s.f., to and including 2500 s.f.	
		2,500	1,059.12	1,522.98	2,582.10	plus	46.43	for each additional 100 s.f. or fraction thereof > half of 100 s.f., to and including 4000 s.f.				1,157.44	1,619.58	2,777.02	plus	49.12	for each additional 100 s.f. or fraction thereof > half of 100 s.f., to and including 4000 s.f.	
		4,000	1,501.50	1,777.13	3,278.62	plus	38.12	for each additional 100 s.f. or fraction thereof > half of 100 s.f., to and including 5000 s.f.				1,634.47	1,879.40	3,513.87	plus	38.97	for each additional 100 s.f. or fraction thereof > half of 100 s.f., to and including 5000 s.f.	
		5,000	1,755.64	1,904.20	3,659.85	plus	34.83	for each additional 100 s.f. or fraction thereof > half of 100 s.f., to and including 7000 s.f.				1,894.29	2,009.31	3,903.60	plus	36.04	for each additional 100 s.f. or fraction thereof > half of 100 s.f., to and including 7000 s.f.	
		7,000	2,294.52	2,061.85	4,356.37	plus	43.38	for each additional 100 s.f. or fraction thereof > half of 100 s.f., to and including 10000 s.f.				2,457.58	2,182.87	4,640.45	plus	33.11	for each additional 100 s.f. or fraction thereof > half of 100 s.f., to and including 10000 s.f.	
		10,000	2,960.46	2,697.22	5,657.68	plus	28.06	for each additional 100 s.f. or fraction thereof				3,150.79	2,832.42	5,983.20	plus	21.42	for each additional 100 s.f. or fraction thereof	
R-3	Dwellings—Alternate Materials	1,500	\$1,440.34	\$1,856.90	\$3,297.25	plus	\$114.37	for each additional 100 s.f. or fraction thereof > half of 100 s.f., to and including 2500 s.f.				\$1,547.17	\$1,935.85	\$3,483.01	plus	\$116.92	for each additional 100 s.f. or fraction thereof > half of 100 s.f., to and including 2500 s.f.	
		2,500	1,948.64	2,492.27	4,440.91	plus	80.32	for each additional 100 s.f. or fraction thereof > half of 100 s.f., to and including 4000 s.f.				2,066.81	2,585.39	4,652.20	plus	111.91	for each additional 100 s.f. or fraction thereof > half of 100 s.f., to and including 4000 s.f.	
		4,000	2,899.31	2,746.42	5,645.72	plus	76.24	for each additional 100 s.f. or fraction thereof > half of 100 s.f., to and including 5000 s.f.				3,063.48	2,845.21	5,908.69	plus	77.95	for each additional 100 s.f. or fraction thereof > half of 100 s.f., to and including 5000 s.f.	
		5,000	3,407.60	3,000.57	6,408.17	plus	72.95	for each additional 100 s.f. or fraction thereof > half of 100 s.f., to and including 7000 s.f.				3,583.12	3,105.03	6,688.15	plus	78.64	for each additional 100 s.f. or fraction thereof > half of 100 s.f., to and including 7000 s.f.	
		7,000	4,454.77	3,412.36	7,867.13	plus	77.26	for each additional 100 s.f. or fraction thereof > half of 100 s.f., to and including 10000 s.f.				4,666.05	3,538.41	8,204.46	plus	72.09	for each additional 100 s.f. or fraction thereof > half of 100 s.f., to and including 10000 s.f.	
		10,000	5,883.15	4,301.88	10,185.03	plus	54.66	for each additional 100 s.f. or fraction thereof				6,138.70	4,447.78	10,586.48	plus	51.00	for each additional 100 s.f. or fraction thereof	
R-4	Residential—Assisted Living (6-16 persons)	1,000	\$1,363.90	\$2,388.85	\$3,752.75	plus	\$85.77	for each additional 100 s.f. or fraction thereof > half of 100 s.f., to and including 5000 s.f.				\$1,438.03	\$2,492.21	\$3,930.25	plus	\$87.69	for each additional 100 s.f. or fraction thereof > half of 100 s.f., to and including 5000 s.f.	
		5,000	3,905.37	3,278.36	7,183.73	plus	76.55	for each additional 100 s.f. or fraction thereof > half of 100 s.f., to and including 10000 s.f.				4,036.22	3,401.58	7,437.80	plus	81.31	for each additional 100 s.f. or fraction thereof > half of 100 s.f., to and including 10000 s.f.	
		10,000	6,843.35	4,167.88	11,011.23	plus	55.91	for each additional 100 s.f. or fraction thereof > half of 100 s.f., to and including 20000 s.f.				7,045.97	4,310.95	11,356.91	plus	57.16	for each additional 100 s.f. or fraction thereof > half of 100 s.f., to and including 20000 s.f.	
		20,000	10,528.48	6,073.98	16,602.46	plus	38.33	for each additional 100 s.f. or fraction thereof > half of 100 s.f., to and including 50000 s.f.				10,813.34	6,259.59	17,072.93	plus	52.54	for each additional 100 s.f. or fraction thereof > half of 100 s.f., to and including 50000 s.f.	
		50,000	20,979.09	7,121.15	28,100.23	plus	47.59	for each additional 100 s.f. or fraction thereof > half of 100 s.f., to and including 100000 s.f.				21,509.57	7,342.52	28,852.09	plus	48.67	for each additional 100 s.f. or fraction thereof > half of 100 s.f., to and including 100000 s.f.	
		100,000	37,783.37	14,110.19	51,893.56	plus	40.75	for each additional 100 s.f. or fraction thereof				38,701.27	14,487.54	53,188.81	plus	41.68	for each additional 100 s.f. or fraction thereof	

BUILDING PERMIT FEES - CONSTRUCTION TYPES: VA, VB																								
			Old Construction Fee Schedule						New Construction Fee Schedule															
IBC Class	IBC Occupancy	Square Footage	Plan Check Fee	Inspection Check Fee	Total										Plan Check Fee	Inspection Check Fee	Total							
S-1	Storage—Moderate Hazard	1,000	\$616.75	\$2,111.05	\$2,727.80	plus	\$42.83	for each additional 100 s.f. or fraction thereof > half of 100 s.f., to and including 5000 s.f.								\$680.40	\$2,195.66	\$2,876.07	plus	\$44.40	for each additional 100 s.f. or fraction thereof > half of 100 s.f., to and including 5000 s.f.			
		5,000	1,440.34	3,000.57	4,440.91	plus	33.65	for each additional 100 s.f. or fraction thereof > half of 100 s.f., to and including 10000 s.f.								1,547.17	3,105.03	4,652.20	plus	42.12	for each additional 100 s.f. or fraction thereof > half of 100 s.f., to and including 10000 s.f.			
		10,000	2,487.51	3,635.93	6,123.44	plus	30.80	for each additional 100 s.f. or fraction thereof > half of 100 s.f., to and including 20000 s.f.								2,630.10	3,754.58	6,384.67	plus	31.61	for each additional 100 s.f. or fraction thereof > half of 100 s.f., to and including 20000 s.f.			
		20,000	3,788.82	5,414.96	9,203.78	plus	15.43	for each additional 100 s.f. or fraction thereof > half of 100 s.f., to and including 50000 s.f.								3,972.84	5,573.31	9,546.15	plus	28.05	for each additional 100 s.f. or fraction thereof > half of 100 s.f., to and including 50000 s.f.			
		50,000	7,473.95	6,358.70	13,832.66	plus	23.94	for each additional 100 s.f. or fraction thereof > half of 100 s.f., to and including 100000 s.f.								7,740.22	6,563.06	14,303.28	plus	24.50	for each additional 100 s.f. or fraction thereof > half of 100 s.f., to and including 100000 s.f.			
		100,000	13,192.26	12,608.96	25,801.22	plus	19.86	for each additional 100 s.f. or fraction thereof								13,586.14	12,965.35	26,551.50	plus	20.32	for each additional 100 s.f. or fraction thereof			
S-1	Storage—Moderate Hazard, Repair Garage Motor Vehicles (not High Hazard)	500	\$616.75	\$1,475.68	\$2,092.43	plus	\$66.59	for each additional 100 s.f. or fraction thereof > half of 100 s.f., to and including 2500 s.f.								\$680.40	\$1,546.12	\$2,226.52	plus	\$69.32	for each additional 100 s.f. or fraction thereof > half of 100 s.f., to and including 2500 s.f.			
		2,500	1,440.34	1,983.98	3,424.32	plus	67.30	for each additional 100 s.f. or fraction thereof > half of 100 s.f., to and including 5000 s.f.								1,547.17	2,065.76	3,612.92	plus	59.78	for each additional 100 s.f. or fraction thereof > half of 100 s.f., to and including 5000 s.f.			
		5,000	2,614.58	2,492.27	5,106.85	plus	48.90	for each additional 100 s.f. or fraction thereof > half of 100 s.f., to and including 10000 s.f.								2,760.01	2,585.39	5,345.40	plus	50.24	for each additional 100 s.f. or fraction thereof > half of 100 s.f., to and including 10000 s.f.			
		10,000	3,915.89	3,635.93	7,551.83	plus	29.16	for each additional 100 s.f. or fraction thereof > half of 100 s.f., to and including 25000 s.f.								4,102.75	3,754.58	7,857.33	plus	45.46	for each additional 100 s.f. or fraction thereof > half of 100 s.f., to and including 25000 s.f.			
		25,000	7,601.03	4,325.53	11,926.55	plus	40.25	for each additional 100 s.f. or fraction thereof > half of 100 s.f., to and including 50000 s.f.								7,870.13	4,484.51	12,354.64	plus	41.20	for each additional 100 s.f. or fraction thereof > half of 100 s.f., to and including 50000 s.f.			
		50,000	13,446.41	8,542.60	21,989.01	plus	33.64	for each additional 100 s.f. or fraction thereof								13,845.96	8,808.25	22,654.21	plus	34.44	for each additional 100 s.f. or fraction thereof			
S-2	Storage—Low Hazard	1,000	\$616.75	\$1,856.90	\$2,473.65	plus	\$46.00	for each additional 100 s.f. or fraction thereof > half of 100 s.f., to and including 5000 s.f.								\$680.40	\$1,935.85	\$2,616.25	plus	\$47.65	for each additional 100 s.f. or fraction thereof > half of 100 s.f., to and including 5000 s.f.			
		5,000	1,694.49	2,619.35	4,313.83	plus	41.28	for each additional 100 s.f. or fraction thereof > half of 100 s.f., to and including 10000 s.f.								1,806.99	2,715.30	4,522.29	plus	42.44	for each additional 100 s.f. or fraction thereof > half of 100 s.f., to and including 10000 s.f.			
		10,000	2,995.80	3,381.79	6,377.59	plus	30.80	for each additional 100 s.f. or fraction thereof > half of 100 s.f., to and including 20000 s.f.								3,149.73	3,494.76	6,644.49	plus	31.61	for each additional 100 s.f. or fraction thereof > half of 100 s.f., to and including 20000 s.f.			
		20,000	4,551.26	4,906.67	9,457.93	plus	17.12	for each additional 100 s.f. or fraction thereof > half of 100 s.f., to and including 50000 s.f.								4,752.30	5,053.67	9,805.97	plus	28.27	for each additional 100 s.f. or fraction thereof > half of 100 s.f., to and including 50000 s.f.			
		50,000	8,871.76	5,723.34	14,595.10	plus	25.21	for each additional 100 s.f. or fraction thereof > half of 100 s.f., to and including 100000 s.f.								9,169.22	5,913.51	15,082.74	plus	25.80	for each additional 100 s.f. or fraction thereof > half of 100 s.f., to and including 100000 s.f.			
		100,000	15,860.81	11,338.22	27,199.03	plus	21.19	for each additional 100 s.f. or fraction thereof								16,314.24	11,666.26	27,980.50	plus	21.69	for each additional 100 s.f. or fraction thereof			
S-2	Storage—Low Hazard, Parking Garages Open or Enclosed	1,000	\$601.46	\$1,729.83	\$2,331.29	plus	\$41.68	for each additional 100 s.f. or fraction thereof > half of 100 s.f., to and including 5000 s.f.								\$658.58	\$1,805.94	\$2,464.51	plus	\$42.77	for each additional 100 s.f. or fraction thereof > half of 100 s.f., to and including 5000 s.f.			
		5,000	1,633.33	2,365.20	3,998.53	plus	33.34	for each additional 100 s.f. or fraction thereof > half of 100 s.f., to and including 10000 s.f.								1,719.68	2,455.48	4,175.16	plus	38.65	for each additional 100 s.f. or fraction thereof > half of 100 s.f., to and including 10000 s.f.			
		10,000	2,777.00	2,888.78	5,665.78	plus	28.26	for each additional 100 s.f. or fraction thereof > half of 100 s.f., to and including 20000 s.f.								2,888.87	2,996.95	5,885.81	plus	37.31	for each additional 100 s.f. or fraction thereof > half of 100 s.f., to and including 20000 s.f.			
		20,000	4,205.38	4,286.59	8,491.97	plus	24.80	for each additional 100 s.f. or fraction thereof > half of 100 s.f., to and including 50000 s.f.								4,361.52	4,425.95	8,787.47	plus	34.83	for each additional 100 s.f. or fraction thereof > half of 100 s.f., to and including 50000 s.f.			
		50,000	10,843.78	5,087.97	15,931.75	plus	17.77	for each additional 100 s.f. or fraction thereof > half of 100 s.f., to and including 100000 s.f.								11,160.47	5,263.97	16,424.43	plus	18.26	for each additional 100 s.f. or fraction thereof > half of 100 s.f., to and including 100000 s.f.			
		100,000	14,844.22	9,970.99	24,815.21	plus	14.93	for each additional 100 s.f. or fraction thereof								15,274.97	10,280.91	25,555.87	plus	15.35	for each additional 100 s.f. or fraction thereof			
	Other Tenant Improvements	600	\$586.17	\$1,221.54	\$1,807.71	plus	\$58.24	for each additional 100 s.f. or fraction thereof > half of 100 s.f., to and including 3000 s.f.								\$636.75	\$1,286.30	\$1,923.05	plus	\$59.54	for each additional 100 s.f. or fraction thereof > half of 100 s.f., to and including 3000 s.f.			
		3,000	1,475.68	1,729.83	3,205.51	plus	50.83	for each additional 100 s.f. or fraction thereof > half of 100 s.f., to and including 6000 s.f.								1,546.12	1,805.94	3,352.05	plus	49.26	for each additional 100 s.f. or fraction thereof > half of 100 s.f., to and including 6000 s.f.			
		6,000	2,619.35	2,111.05	4,730.40	plus	38.12	for each additional 100 s.f. or fraction thereof > half of 100 s.f., to and including 12000 s.f.								2,715.30	2,195.66	4,910.97	plus	38.97	for each additional 100 s.f. or fraction thereof > half of 100 s.f., to and including 12000 s.f.			
		12,000	3,890.08	3,127.64	7,017.72	plus	24.22	for each additional 100 s.f. or fraction thereof > half of 100 s.f., to and including 30000 s.f.								4,014.40	3,234.94	7,249.34	plus	36.26	for each additional 100 s.f. or fraction thereof > half of 100 s.f., to and including 30000 s.f.			
		30,000	7,717.58	3,659.58	11,377.16	plus	32.75	for each additional 100 s.f. or fraction thereof > half of 100 s.f., to and including 60000 s.f.								7,933.51	3,791.31	11,724.81	plus	33.54	for each additional 100 s.f. or fraction thereof > half of 100 s.f., to and including 60000 s.f.			
		60,000	13,959.47	7,241.29	21,200.76	plus	27.44	for each additional 100 s.f. or fraction thereof								14,320.90	7,465.50	21,786.40	plus	28.10	for each additional 100 s.f. or fraction thereof			
B	Shell Bldg: Business—Professional Office	1,000	\$982.68	\$745.01	\$1,727.69	plus	\$88.54	for each additional 100 s.f. or fraction thereof > half of 100 s.f., to and including 5000 s.f.								\$1,048.31	\$799.14	\$1,847.44	plus	\$90.67	for each additional 100 s.f. or fraction thereof > half of 100 s.f., to and including 5000 s.f.			
		5,000	2,522.85	2,746.42	5,269.27	plus	56.22	for each additional 100 s.f. or fraction thereof > half of 100 s.f., to and including 10000 s.f.								2,629.05	2,845.21	5,474.26	plus	66.34	for each additional 100 s.f. or fraction thereof > half of 100 s.f., to and including 10000 s.f.			
		10,000	4,556.03	3,524.15	8,080.17	plus	40.97	for each additional 100 s.f. or fraction thereof > half of 100 s.f., to and including 20000 s.f.								4,707.60	3,646.50	8,354.09	plus	42.01	for each additional 100 s.f. or fraction thereof > half of 100 s.f., to and including 20000 s.f.			
		20,000	7,001.00	5,176.10	12,177.11	plus	25.65	for each additional 100 s.f. or fraction thereof > half of 100 s.f., to and including 50000 s.f.								7,219.53	5,335.32	12,554.85	plus	38.03	for each additional 100 s.f. or fraction thereof > half of 100 s.f., to and including 50000 s.f.			
		50,000	13,893.55	5,977.48	19,871.03	plus	33.78	for each additional 100 s.f. or fraction thereof > half of 100 s.f., to and including 100000 s.f.								14,278.29	6,173.33	20,451.63	plus	34.63	for each additional 100 s.f. or fraction thereof > half of 100 s.f., to and including 100000 s.f.			
		100,000	24,883.03	11,877.09	36,760.12	plus	28.85	for each additional 100 s.f. or fraction thereof								25,537.81	12,229.55	37,767.36	plus	29.57	for each additional 100 s.f. or fraction thereof			
	Other Shell Building	1,000	\$855.60	\$2,111.05	\$2,966.66	plus	\$60.74	for each additional 100 s.f. or fraction thereof > half of 100 s.f., to and including 5000 s.f.								\$918.40	\$2,195.66	\$3,114.06	plus	\$62.25	for each additional 100 s.f. or fraction thereof > half of 100 s.f., to and including 5000 s.f.			
		5,000	2,395.78	3,000.57	5,396.34	plus	51.14	for each additional 100 s.f. or fraction thereof > half of 100 s.f., to and including 10000 s.f.								2,499.14	3,105.03	5,604.17	plus	56.19	for each additional 100 s.f. or fraction thereof > half of 100 s.f., to and including 10000 s.f.			
		10,000	4,174.81	3,778.30	7,953.10	plus	39.70	for each additional 100 s.f. or fraction thereof > half of 100 s.f., to and including 20000 s.f.								4,317.87	3,906.31	8,224.18	plus	40.71	for each additional 100 s.f. or fraction thereof > half of 100 s.f., to and including 20000 s.f.			
		20,000	6,492.71	5,430.25	11,922.96	plus	24.38	for each additional 100 s.f. or fraction thereof > half of 100 s.f., to and including 50000 s.f.								6,699.89	5,595.14	12,295.03	plus	36.25	for each additional 100 s.f. or fraction thereof > half of 100 s.f., to and including 50000 s.f.			
		50,000	12,749.89	6,485.78	19,235.66	plus	33.02	for each additional 100 s.f. or fraction thereof > half of 100 s.f., to and including 100000 s.f.								13,109.11	6,692.97	19,802.08	plus	33.85	for each additional 100 s.f. or fraction thereof > half of 100 s.f., to and including 100000 s.f.			
		100,000	22,976.92	12,766.61	35,743.53	plus	27.79	for each additional 100 s.f. or fraction thereof								23,589.17	13,138.92	36,728.09	plus	28.49	for each additional 100 s.f. or fraction thereof			

City Clerk

#	Description	Current Fee/Charge	Unit	Notes
1	Campaign Disclosure Form	\$0.10	per page	Per FPPC
2	Documents provided on USB flash drive (City provides flash drive)	\$15.00		
3	Documents provided on USB flash drive (Requestor provides flash drive)	\$10.00		
4	Copies - 8x11 - first page	New	first page	
5	Copies - 8x11 - additional page	New	per page	
6	Passport Execution Fee	New		
7	Passport Photo Fee	New		
8	Passport Expedited Postage	New		

Full Cost	Subsidy %	Suggested Fee	Fee Δ
NA	NA	\$0.10	\$0.00
\$28.86	3%	\$28.00	\$13.00
\$23.86	4%	\$23.00	\$13.00
\$1.00	0%	\$1.00	NA
\$0.15	0%	\$0.15	NA
\$35.00	0%	\$35.00	NA
\$16.00	0%	\$16.00	NA
NA	NA	Current Rate	NA

Community Services

#	Description	Current Fee/Charge	Unit	Notes
1	Las Palmas Pool Program Fees			
2	Recreation Swimming - adult resident	\$3.00		
3	Recreation Swimming - youth resident 0-12 years	\$1.00		
4	Recreation Swimming - senior resident 65 or older	\$1.50		
5	Recreation Swimming - adult non-resident	\$5.00		
6	Recreation Swimming - youth non-resident 0-12 years	\$4.00		
7	Recreation Swimming - senior non-resident 55 or older	\$4.00		
8	Private Swim Lesson - resident per class	\$20.00		
9	Private Swim Lesson - non-resident per class	\$30.00		
10	Learn to Swim Program - resident per class	\$5.00		
11	Learn to Swim Program - non-resident per class	\$7.00		
12	Swim Pass (30 entries) - adult resident	\$45.00		
13	Swim Pass (30 entries) - youth resident 0-12 years	\$20.00		
14	Swim Pass (30 entries) - senior resident 65 or older	\$30.00		
15	Swim Pass (30 entries) - adult non-resident	\$75.00		
16	Swim Pass (30 entries) - youth non-resident 0-12 years	\$60.00		
17	Swim Pass (30 entries) - senior non-resident 65 or older	\$60.00		
18	Monthly Membership – adult resident	\$36.00		
19	Monthly Membership – senior and youth resident	\$18.00		
20	Monthly Membership – household residents (2 adults, 3 children)	\$108.00		
21	Monthly Membership – additional youth resident	\$7.20		
22	Monthly Membership – adult non-resident	\$48.00		
23	Monthly Membership – senior and youth non-resident	\$36.00		
24	Monthly Membership – household non-residents (2 adults, 3 children)	\$204.00		
25	Monthly Membership – additional youth non-resident	\$14.40		
26	Swim Team - youth novice per month	\$50.00		
27	Swim Team - youth intermediate per month	\$60.00		
28	Swim Team - youth advanced per month	\$75.00		
29	Masters Swim per month	\$30.00		
30	Masters Swim per day	\$5.00		
31	Water Polo Clinic - resident per class	\$5.00		

Full Cost	Subsidy %	Suggested Fee	Fee Δ
NA	NA	\$3.00	\$0
NA	NA	\$1.00	\$0
NA	NA	\$1.50	\$0
NA	NA	\$5.00	\$0
NA	NA	\$4.00	\$0
NA	NA	\$4.00	\$0
NA	NA	\$20.00	\$0
NA	NA	\$30.00	\$0
NA	NA	\$5.00	\$0
NA	NA	\$7.00	\$0
NA	NA	\$45.00	\$0
NA	NA	\$20.00	\$0
NA	NA	\$30.00	\$0
NA	NA	\$75.00	\$0
NA	NA	\$60.00	\$0
NA	NA	\$60.00	\$0
NA	NA	\$36.00	\$0
NA	NA	\$18.00	\$0
NA	NA	\$108.00	\$0
NA	NA	\$7.20	\$0
NA	NA	\$48.00	\$0
NA	NA	\$36.00	\$0
NA	NA	\$204.00	\$0
NA	NA	\$14.40	\$0
NA	NA	\$50.00	\$0
NA	NA	\$60.00	\$0
NA	NA	\$75.00	\$0
NA	NA	\$30.00	\$0
NA	NA	\$5.00	\$0
NA	NA	\$5.00	\$0

Community Services

#	Description	Current Fee/Charge	Unit	Notes
32	Water Polo Clinic - non-resident per class	\$7.00		
33	American Red Cross Lifeguard Training Course	\$175.00		
34	American Red Cross CPR Course	\$50.00		
35	American Red Cross First Aid Course	\$50.00		
36	Las Palmas Pool Facility Rental Fees			
37	Lifeguard Fee - per hour, per guard	\$25.00		
38	Pool Rental 50 meter lane - schools per lane, per hour	\$12.00		
39	Pool Rental 50 meter lane - non-profit per lane, per hour	\$15.00		
40	Pool Rental 50 meter lane - commercial per lane, per hour	\$20.00		
41	Pool Rental whole pool - schools per hour	\$100.00		
42	Pool Rental whole pool - non-profit per hour	\$130.00		
43	Pool Rental whole pool - commercial per hour	\$175.00		
44	Pool Rental water polo course - schools per hour	\$75.00		
45	Pool Rental water polo course - non-profit per hour	\$85.00		
46	Pool Rental water polo course - commercial per hour	\$100.00		
47	Pool Birthday Party (2 hours) - resident	\$150.00		
48	Pool Birthday Party (2 hours) - non-resident	\$200.00		
49	Recreation Program Fees			
50	Contractual Classes Revenue Sharing - Instructor/City	70%/30%		
51	Recreation Program - adult resident	40% of the cost		
52	Recreation Program - adult non-resident	70% of the cost		
53	Recreation Program - youth resident	15% of the cost		
54	Recreation Program - youth non-resident	70% of the cost		
55	Summer Camp - youth resident	25% of the cost		
56	Summer Camp - youth non-resident	50% of the cost		

Full Cost	Subsidy %	Suggested Fee	Fee Δ
NA	NA	\$7.00	\$0
NA	NA	\$175.00	\$0
NA	NA	\$50.00	\$0
NA	NA	\$50.00	\$0
NA	NA	\$25.00	\$0
NA	NA	\$12.00	\$0
NA	NA	\$15.00	\$0
NA	NA	\$20.00	\$0
NA	NA	\$100.00	\$0
NA	NA	\$130.00	\$0
NA	NA	\$175.00	\$0
NA	NA	\$75.00	\$0
NA	NA	\$85.00	\$0
NA	NA	\$100.00	\$0
NA	NA	\$150.00	\$0
NA	NA	\$200.00	\$0
NA	NA	70%/30%	
NA	NA	40% of the cost	
NA	NA	70% of the cost	
NA	NA	15% of the cost	
NA	NA	70% of the cost	
NA	NA	25% of the cost	
NA	NA	50% of the cost	

Community Services

#	Description	Current Fee/Charge	Unit	Notes
57	Facility Rental Fees			
58	MLK South Facility Use Fee - non-profit resident per hour	\$220.00		
59	MLK North Facility Use Fee - non-profit resident per hour	\$220.00		
60	MLK Combined Facility Use Fee - non-profit resident per hour	\$300.00		
61	MLK South Facility Use Fee - non-profit non-resident per hour	\$240.00		
62	MLK North Facility Use Fee - non-profit non-resident per hour	\$240.00		
63	MLK Combined Facility Use Fee - non-profit non-resident per hour	\$240.00		
64	MLK Kitchen Facility Use Fee	\$200.00		
65	MLK South Set-up Fee	\$75.00		
66	MLK North Set-up Fee	\$175.00		
67	MLK Combined Set-up Fee	\$250.00		
68	Stage Set-up Fee	\$300.00		
69	Recreation Center Facility Use Fee - non-profit resident per hour	\$50.00		
70	Recreation Center Facility Use Fee - non-profit non-resident per hour	\$75.00		
71	Alcohol Processing Fee	\$200.00		
72	Administrative Processing Fee (facility rentals)	\$50.00		
73	AV Equipment Set-up/Clean Up	\$100.00		
74	Kitchen Deposit	\$60.00		
75	MLK Cleaning and Damage Deposit with alcohol	\$600.00		
76	MLK Cleaning and Damage Deposit without alcohol	\$300.00		
77	Cleaning and Damage Deposit with alcohol	\$400.00		
78	Cleaning and Damage Deposit without alcohol	\$100.00		
79	AV Equipment Deposit	\$100.00		
80	Special Event Vendor Fee	New		

Full Cost	Subsidy %	Suggested Fee	Fee Δ
NA	NA	\$220.00	\$0
NA	NA	\$220.00	\$0
NA	NA	\$300.00	\$0
NA	NA	\$240.00	\$0
NA	NA	\$240.00	\$0
NA	NA	\$240.00	\$0
\$210.22	0%	\$210.00	\$10
\$120.45	0%	\$120.00	\$45
NA	NA	\$175.00	\$0
NA	NA	\$250.00	\$0
NA	NA	\$300.00	\$0
NA	NA	\$50.00	\$0
NA	NA	\$75.00	\$0
NA	NA	\$200.00	\$0
NA	NA	\$50.00	\$0
NA	NA	\$100.00	\$0
NA	NA	\$60.00	\$0
NA	NA	\$600.00	\$0
NA	NA	\$300.00	\$0
NA	NA	\$400.00	\$0
NA	NA	\$100.00	\$0
NA	NA	\$100.00	\$0
NA	NA	\$100.00	NA

Parks

Parks			
#	Description	Current Fee/Charge	Unit
1	Athletic Fields and Facility Fees		
2	Athletic Field Lights – resident per hour	\$10.00	per hour
3	Athletic Field Lights - non-resident per hour	\$20.00	per hour
4	Athletic Field/Facility Use Fee - non-resident per hour	\$50.00	
5	Athletic Field/Facility Maintenance Fee - non-resident per participant	\$10.00	
6	Administrative Processing Fee (sports field rentals)	\$30.00	
7	Inflatable Jumper Permit	\$25.00	

Full Cost	Subsidy %	Suggested Fee	Fee Δ
NA	NA	\$10.00	\$0
NA	NA	\$20.00	\$0
NA	NA	\$50.00	\$0
NA	NA	\$10.00	\$0
NA	NA	\$30.00	\$0
NA	NA	\$25.00	\$0

Engineering

#	Description	Current Fee/Charge	Unit	Notes
1	Engineering Services			
2	Engineering Plan Check	Actual		
3	Assistant Engineer-Civil	New	Per Hour	
4	Associate Engineer-Civil	New	Per Hour	
5	Assistant Director of Engineering & PW	New	Per Hour	
6	City Engineer	New	Per Hour	
7	Civil Engineering Technician	New	Per Hour	
8	Director of Engineering & PW	New	Per Hour	
9	Principal Civil Engineer	New	Per Hour	
10	Senior Civil Engineering Technician	New	Per Hour	
11	Senior Construction Inspector	New	Per Hour	
12	Contract Services	Actual		Per Contract w/ City
13	Engineering Inspections			
14	Assistant Engineer-Civil	New	Per Hour	
15	Associate Engineer-Civil	New	Per Hour	
16	Assistant Director of Engineering & PW	New	Per Hour	
17	City Engineer	New	Per Hour	
18	Civil Engineering Technician	New	Per Hour	
19	Director of Engineering & PW	New	Per Hour	
20	Principal Civil Engineer	New	Per Hour	
21	Senior Civil Engineering Technician	New	Per Hour	
22	Senior Construction Inspector	New	Per Hour	
23	Contract Services	Actual		Per Contract w/ City
24	Encroachment Permit Fee - Admin	New		
25	Notice of Violation	New		

Full Cost	Subsidy %	Suggested Fee	Fee Δ
\$162.40	0%	\$162.00	NA
\$183.17	0%	\$183.00	NA
\$271.03	0%	\$271.00	NA
\$342.78	0%	\$343.00	NA
\$122.66	0%	\$123.00	NA
\$342.78	0%	\$343.00	NA
\$238.94	0%	\$239.00	NA
\$135.53	0%	\$136.00	NA
\$149.16	0%	\$149.00	NA
NA	NA	Actual	NA
\$162.40	0%	\$162.00	NA
\$183.17	0%	\$183.00	NA
\$271.03	0%	\$271.00	NA
\$342.78	0%	\$343.00	NA
\$122.66	0%	\$123.00	NA
\$342.78	0%	\$343.00	NA
\$238.94	0%	\$239.00	NA
\$135.53	0%	\$136.00	NA
\$149.16	0%	\$149.00	NA
NA	NA	Actual	NA
\$100.00	0%	\$100.00	NA
\$300.00	0%	\$300.00	NA

Engineering

#	Description	Current Fee/Charge	Unit	Notes
26	Sewer Capacity Fees			
27	District Service Fee Equivilant Dwelling Unit of 280 GPD	\$1,930.00		
28	Apartment House/ Duplex 1 Bedroom Unit	\$1,160.00		
29	Apartment House/ Duplex 2 Bedroom Unit	\$1,450.00		
30	Apartment House/ Duplex 3 Bedroom Unit	\$1,930.00		
31	Apartment House/ Duplex Each Bedroom in excess of 3 Bedrooms	\$480.00		
32	Condominiums Each Individual Unit	\$1,930.00		
33	Hotels/ Motels/ Auto Courts per living unit w/o kitchen	\$530.00		
34	Hotels/ Motels/ Auto Courts per living unit w/ kitchen	\$960.00		
35	Churches per Seating Unti of 150 or any fraction therof	\$2,570.00		
36	Resturaunts With Seating per each unit of 7 seats or fraction therof	\$1,930.00		
37	Yogurt Shoppe	\$1,740.00		
38	Automobile Service Stations not more than 4 pumps	\$3,860.00		
39	Automobile Service Stations more than 4 pumps	\$5,800.00		
40	Self- Service Laundry per Each Washer	\$1,450.00		
41	Mobile Home Parks per Each Trailer Space	\$1,450.00		
42	Stores/ Offices/ Business/ Small Industrial not listed	\$1,930.00		
43	All Other not listed see formula J (Engineering to Calculate)	Based on Formula J		

Contract or 3rd party work will be charged at Actual Cost and incur a 25% Admin overhead for staff support.

NOTES: Larger Private Development Projects will be charged thru T&A Deposit Accounts; subject to 25% Administrative overhead. Engineering to coordinate with Building regarding Engineering Plan Check and Inspections for Building Permits. Engineering fees above also apply to storm water and wastewater regulatory compliance services.

Full Cost	Subsidy %	Suggested Fee	Fee Δ
\$1,930.00	0%	\$1,930.00	\$0.00
\$1,160.00	0%	\$1,160.00	\$0.00
\$1,450.00	0%	\$1,450.00	\$0.00
\$1,930.00	0%	\$1,930.00	\$0.00
\$480.00	0%	\$480.00	\$0.00
\$1,930.00	0%	\$1,930.00	\$0.00
\$530.00	0%	\$530.00	\$0.00
\$960.00	0%	\$960.00	\$0.00
\$2,570.00	0%	\$2,570.00	\$0.00
\$1,930.00	0%	\$1,930.00	\$0.00
\$1,740.00	0%	\$1,740.00	\$0.00
\$3,860.00	0%	\$3,860.00	\$0.00
\$5,800.00	0%	\$5,800.00	\$0.00
\$1,450.00	0%	\$1,450.00	\$0.00
\$1,450.00	0%	\$1,450.00	\$0.00
\$1,930.00	0%	\$1,930.00	\$0.00
Based on Formula J	NA	Based on Formula J	NA

Finance

#	Description	Current Fee/Charge	Unit
1	Pet License Admin Fee	\$10.00	per animal
2	Business License Duplicate	\$14.00	
3	Business License Name Change	\$17.00	
4	Non-compliant Audit	\$28.00	
5	Business License Change of Location within City - Small	\$112.00	
6	Business License Change of Location within City - Medium	\$160.00	
7	Business License Change of Location within City - Large	\$200.00	
8	New Business License Processing (small)	\$75.00	
9	New Business License Processing (medium)	\$90.00	
10	New Business License Processing (large)	\$100.00	
11	Used Dealer State License Processing	\$74.00	
12	Certified Business License List	\$18.00	
13	Return Check 1-10 days	\$25.00	
14	Return Check 10 or more days	\$35.00	
15	Return Check - each addt'l 10 days	\$10.00	
18	Garage Sales Permit	\$7.00	
19	Business License Appeals	\$38.00	
20	Department of Consumer Affairs Public Records Act (PRA) Copies	Per City Clerk's Fee	
21	Credit card convenience fee	Actual Cost	
22	E-check convenience fee	Actual Cost	

Full Cost	Subsidy %	Suggested Fee	Fee Δ
\$57.14	56%	\$25.00	\$15
\$19.05	0%	\$19.00	\$5
\$22.85	4%	\$22.00	\$5
\$38.09	0%	\$38.00	\$10
\$301.12	50%	\$150.00	\$38
\$464.62	62%	\$175.00	\$15
\$628.12	68%	\$200.00	\$0
\$339.21	71%	\$100.00	\$25
\$502.71	75%	\$125.00	\$35
\$666.21	77%	\$150.00	\$50
\$100.57	1%	\$100.00	\$26
\$25.14	1%	\$25.00	\$7
NA	NA	\$25.00	\$0
NA	NA	\$35.00	\$0
NA	NA	\$10.00	\$0
\$15.24	2%	\$15.00	\$8
\$51.04	0%	\$51.00	\$13
NA	NA	\$0.00	\$0
NA	NA	\$0.00	\$0
NA	NA	\$0.00	\$0

Finance

#	Description	Current Fee/Charge	Unit
23	Commercial Cannabis Business Application		
24	Application Review – Phase 1	\$1,859.00	
25	Application Review – Phase 2	\$3,765.00	
26	Application Review – Phase 3	\$500.00	deposit
27	Background Check	\$350.00	owner
28	Appeal Process Fee	\$3,586.00	
23	Dog License Fees		
24	Dog License, 1 year unaltered	\$30.00	set in accordance with FAC 30652
25	Dog License, 1 year altered	\$15.00	set in accordance with FAC 30653
26	Dog License, 2 year unaltered	\$50.00	set in accordance with FAC 30654
27	Dog license, 2 year altered	\$25.00	set in accordance with FAC 30655
28	Dog License, 3 year unaltered	\$70.00	set in accordance with FAC 30656
29	Dog License, 3 year altered	\$35.00	set in accordance with FAC 30657
30	Dog License Replacement	\$15.00	set in accordance with FAC 30658

Full Cost	Subsidy %	Suggested Fee	Fee Δ
NA	NA	\$1,859.00	\$0
NA	NA	\$3,765.00	\$0
NA	NA	\$500.00	\$0
NA	NA	\$350.00	\$0
NA	NA	\$3,586.00	\$0
NA	NA	\$30.00	\$0
NA	NA	\$15.00	\$0
NA	NA	\$50.00	\$0
NA	NA	\$25.00	\$0
NA	NA	\$70.00	\$0
NA	NA	\$35.00	\$0
NA	NA	\$15.00	\$0

Fire

#	Description	Current Fee/Charge	Unit	Notes
1	Plan Review: Commercial/Multi-Family Residential			
2	Fire Sprinklers/ New (less than 20,000 sf)	\$1,200.00		
3	Fire Sprinklers/ New (20,001 – 45,000 sf)	\$1,380.00		
4	Fire Sprinkler/ New (45,001 – 80,000 sf)	\$2,095.00		
5	Fire Sprinkler/ New (80,001 – 100,000 sf)	\$2,484.00		
6	Fire Sprinkler/ New (100,001 + sf)	\$3,443.00		
7	Each additional 10 units or fraction thereof	\$344.00		
8				
9	Fire Sprinklers/ Improvement (less than 20,000 sf)	\$811.00		
10	Fire Sprinklers/ Improvement (20,001 – 45,000 sf)	\$991.00		
11	Fire Sprinklers/ Improvement (45,501 – 80,000 sf)	\$1,691.00		
12	Fire Sprinklers/ Improvement (80,001 – 100,000 sf)	\$2,101.00		
13	Fire Sprinklers/ Improvement (100,001 + sf)	\$2,636.00		
14	Each additional 10 units or fraction thereof	\$263.00		
15				
16	Plan Review: Residential (Single Family)			
17	Fire Sprinklers/ New (less than 3,000 sf)	\$495.00		
18	Fire Sprinklers/ New (more than 3,000 sf)	\$585.00		
19	Fire Sprinklers/ Improvement (less than 3,000 sf)	\$405.00		
20	Fire Sprinklers/ Improvement (more than 3,000 sf)	\$495.00		
21				

Full Cost	Subsidy %	Suggested Fee	Fee Δ
\$1,445.06	0%	\$1,445.00	\$245
\$1,651.72	0%	\$1,651.00	\$271
\$2,469.07	0%	\$2,469.00	\$374
\$2,938.46	0%	\$2,938.00	\$454
\$4,083.91	0%	\$4,083.00	\$640
\$344.00	0%	\$344.00	\$0
\$975.66	0%	\$975.00	\$164
\$1,182.32	0%	\$1,182.00	\$191
\$1,982.69	0%	\$1,982.00	\$291
\$2,478.36	0%	\$2,478.00	\$377
\$3,089.05	0%	\$3,089.00	\$453
\$263.00	0%	\$263.00	\$0
\$591.16	0%	\$591.00	\$96
\$694.49	0%	\$694.00	\$109
\$487.83	0%	\$487.00	\$82
\$591.16	0%	\$591.00	\$96

Fire

22	Description	Current Fee/Charge	Unit	Notes
23	Plan Review: Fire Alarm System			
24	Fire Alarm System/ New (less than 20,000 sf)	\$811.00		
25	Fire Alarm System/ New (20,001 – 45,000 sf)	\$1,150.00		
26	Fire Alarm System/ New (45,001 – 80,000 sf)	\$1,511.00		
27	Fire Alarm System/ New (80,001 – 100,000 sf)	\$1,915.00		
28	Fire Alarm System/ New (100,001 + sf)	\$2,275.00		
29	Each additional 10 units or fraction thereof	\$227.00		
30				
31	Fire Alarm System/ Improvement (less than 20,000 sf)	\$495.00		
32	Fire Alarm System/ Improvement (20,001 – 45,000 sf)	\$676.00		
33	Fire Alarm System/ Improvement (45,001 – 80,000 sf)	\$1,036.00		
34	Fire Alarm System/ Improvement (80,001 – 100,000 sf)	\$1,501.00		
35	Fire Alarm System/ Improvement (100,001 + sf)	\$1,861.00		
36	Each additional 10 units or fraction thereof	\$186.00		
37				
38	Plan Review: Fire Sprinkler Underground Piping	\$1,242.00		
39				
40	Plan Review: Fire Protection System/Improvement (hood systems and piping replacement)	\$991.00		
41				
42	Operational Permit (Commodity Report)	\$524.00		
43				
44	Scope of Work Permit (Tenant Improvement)	\$315.00		
45				

Full Cost	Subsidy %	Suggested Fee	Fee Δ
\$975.66	0%	\$975.00	\$164
\$1,362.71	0%	\$1,362.00	\$212
\$1,776.03	0%	\$1,776.00	\$265
\$2,262.41	0%	\$2,262.00	\$347
\$2,675.73	0%	\$2,675.00	\$400
\$227.00	0%	\$227.00	\$0
\$591.16	0%	\$591.00	\$96
\$797.82	0%	\$797.00	\$121
\$1,211.14	0%	\$1,211.00	\$175
\$1,755.83	0%	\$1,755.00	\$254
\$2,169.15	0%	\$2,169.00	\$308
\$186.00	0%	\$186.00	\$0
\$1,914.45	0%	\$1,914.00	\$672
\$1,182.32	0%	\$1,182.00	\$191
\$497.87	0%	\$497.00	-\$27
\$315.00	0%	\$315.00	NA

Fire

46	Description	Current Fee/Charge	Unit	Notes
47	Plan Review			
48	Underground/Aboveground Tank Piping Repairs	\$881.00		
49	Underground Tank Removal	\$970.00		
50	Underground Tank Installation	\$1,741.00		
51	Aboveground Tank Installation	\$1,380.00		
52	Aboveground Tank, Removal	\$811.00		
53	CFC: Permit			
54	Canopy			
55	0 – 400 sf	\$0.00		
56	401 – 500 sf	\$391.00		
57	501 – 600 sf	\$436.00		
58	601 – 700 sf	\$571.00		
59	Tent			
60	0 – 200 sf	\$391.00		
61	201+ sf	\$751.00		
62				
63	Carnivals and Fairs (Single Day)	\$515.00		
64	Carnivals and Fairs (Multiple Days)	\$1,031.00		
65	Fireworks, Barge Loading*	\$571.00		
66	Fireworks Permit*	\$602.00		
67	*Fireworks Inspection Fee (Additional hours after the first two hour is billed at \$163.00 per hour).	\$360.00		
68	Hydrant Use	\$225.00		
69	Private Fire Hydrant Installation	\$676.00		
70	Annual Fire Inspection Hazardous Occupancy	\$481.00		

Full Cost	Subsidy %	Suggested Fee	Fee Δ
\$975.66	0%	\$975.00	\$94
\$1,156.05	0%	\$1,156.00	\$186
\$2,065.04	0%	\$2,065.00	\$324
\$1,651.72	0%	\$1,651.00	\$271
\$975.66	0%	\$975.00	\$164
\$0.00	0%	\$0.00	\$0
\$353.69	0%	\$353.00	-\$38
\$393.43	0%	\$393.00	-\$43
\$512.66	0%	\$512.00	-\$59
\$353.69	0%	\$353.00	-\$38
\$671.63	0%	\$671.00	-\$80
\$512.66	0%	\$512.00	-\$3
\$1,025.31	0%	\$1,025.00	-\$6
\$512.66	0%	\$512.00	-\$59
\$548.40	0%	\$548.00	-\$54
\$317.94	0%	\$317.00	-\$43
\$237.85	5%	\$225.00	\$0
\$613.71	0%	\$613.00	-\$63
\$452.12	0%	\$452.00	-\$29

Fire

71	Description	Current Fee/Charge	Unit	Notes
72	New CFC Permit:			
73	Operational Permits	\$211.00		
74	Fire Training	\$211.00		
75	Special Services	\$211.00		
76	Hot Work (Week Daily Permit Building Construction)	\$239.00		
77	Marine Fueling	\$344.00		
78	Other Fees			
79	Complaints – Noncompliance	\$422.00		
80	Fire Clearance Inspection (Fire Safety Inspection)	\$195.00		Fire Clearance Inspection required for approval of applicant licenses, such as those required by private, county, state, or federal agencies per code. This fee may be required in addition to other applicable fees found within the fee schedule
81	Fire Safety Re-inspection (Multiple Inspection Fee)	\$309.00		
82	Fire Department Standby (Additional hours after the first two hour is billed at \$191.00 per hour)	\$418.00		
83	Technical Services/After-Hour Technical Inspection Fee	\$211.00		
84	Knox Box Request (Install Inspection)	\$97.00		
85	Copies (\$1.00/first page and \$0.15 for each page after)	Actual Cost		

Full Cost	Subsidy %	Suggested Fee	Fee Δ
\$194.72	0%	\$194.00	-\$17
\$194.72	0%	\$194.00	-\$17
\$194.72	0%	\$194.00	-\$17
\$237.85	0%	\$237.00	-\$2
\$338.90	0%	\$338.00	-\$6
\$389.43	0%	\$389.00	-\$33
\$176.84	0%	\$176.00	-\$19
\$303.72	0%	\$303.00	-\$6
\$404.21	0%	\$404.00	-\$14
\$194.72	0%	\$194.00	-\$17
\$109.00	0%	\$109.00	\$12
NA	NA	Actual Cost	

Fire

86	Description	Current Fee/Charge	Unit	Notes
87	Health Care Facility Inspection			
88	0 – 20 Beds	\$97.00		Convalescent Hospitals, nursing homes, homes for the aged, sanitariums and like institutional occupancies.
89	21 – 50 Beds	\$146.00		Convalescent Hospitals, nursing homes, homes for the aged, sanitariums and like institutional occupancies.
90	51 – 100 Beds	\$244.00		Convalescent Hospitals, nursing homes, homes for the aged, sanitariums and like institutional occupancies.
91	Health Care Facility Inspection – each additional 25 beds in excess of 100 beds (or fraction thereof)	\$97.00		
92	Hospital Inspection – each additional 50 beds in excess of 250 beds (or fraction thereof)	\$189.00		
93	Residential License Care/Large Family Day Care Inspection	\$177.00		Pre-inspections for residential care facilities (H&S Code). This includes community care facilities, residential care facilities for the elderly or child day care facilities.
94	Residential Apartment Complexes Inspection			
95	3 – 50 Units	\$177.00		
96	51 – 100 Units	\$275.00		
97	101 – 150 Units	\$373.00		
98	151 – 200 Units	\$471.00		
99	Residential Apartment Complexes Inspection – Each additional 50 units (or fraction thereof)	\$126.00		
100				

Full Cost	Subsidy %	Suggested Fee	Fee Δ
\$109.00	0%	\$109.00	\$12
\$163.50	0%	\$163.00	\$17
\$272.50	0%	\$272.00	\$28
\$109.00	11%	\$97.00	\$0
\$872.00	78%	\$189.00	\$0
\$199.25	0%	\$199.00	\$22
\$218.20	0%	\$218.00	\$41
\$327.20	0%	\$327.00	\$52
\$436.20	0%	\$436.00	\$63
\$545.20	0%	\$545.00	\$74
\$218.20	42%	\$126.00	\$0

Fire

101	Description	Current Fee/Charge	Unit	Notes
102	Annual Commercial/New Business License Inspection			
103	0 – 6,000 sf	\$153.00		
104	6,001 – 12,000 sf	\$251.00		
105	12,001 – 25,000 sf	\$349.00		
106	25,001 – 50,000 sf	\$447.00		
107	50,001 – 100,000 sf	\$545.00		
108	Annual Commercial/New Business License Inspection – Each Additional 25,000 sf in excess of 100,000 sf (or fraction thereof)	\$153.00		
109	Educational Occupancies			Fees for Educational occupancies do not apply to public schools. Fees do apply to private schools including, but not limited to, pre-schools and day cares falling in E or I Occupancy groups.
110	Educational occupancies less than 50 persons	\$226.00		
111	Educational occupancies – Each Additional 50 persons (or fraction thereof) in excess of 50 persons	\$48.00		
112	Fire Services			
113	Fire Chief	New	Hourly Rate	
114	Firefighter	New	Hourly Rate	
115	Fire Engineer	New	Hourly Rate	
116	Fire Captain	New	Hourly Rate	
117	Deputy Fire Marshal	New	Hourly Rate	
118	Fire Battalion Chief	New	Hourly Rate	
119	Emergency Manager	New	Hourly Rate	
120	Fire Division Chief	New	Hourly Rate	
121	Director of Emergency Services	New	Hourly Rate	
122	Senior Office Assistant	New	Hourly Rate	
123	Fire Inspector I	New	Hourly Rate	
124	Fire Inspector II	New	Hourly Rate	
125	Executive Secretary	New	Hourly Rate	
126	Battalion Chief	New	Hourly Rate	
127	Management Analyst III	New	Hourly Rate	
128	Building Inspector/Plan Checker	New	Hourly Rate	

Full Cost	Subsidy %	Suggested Fee	Fee Δ
\$190.95	0%	\$190.00	\$37
\$299.95	0%	\$299.00	\$48
\$408.95	0%	\$408.00	\$59
\$517.95	0%	\$517.00	\$70
\$626.95	0%	\$626.00	\$81
\$190.95	20%	\$153.00	\$0
\$272.70	0%	\$272.00	\$46
\$73.45	35%	\$48.00	\$0
\$283.64	0%	\$283.00	NA
\$119.56	0%	\$119.00	NA
\$137.78	1%	\$137.00	NA
\$158.97	1%	\$158.00	NA
\$158.97	1%	\$158.00	NA
\$399.03	0%	\$399.00	NA
\$158.97	1%	\$158.00	NA
\$240.05	0%	\$240.00	NA
\$283.64	0%	\$283.00	NA
\$71.49	1%	\$71.00	NA
\$109.00	0%	\$109.00	NA
\$117.59	0%	\$117.00	NA
\$87.13	0%	\$87.00	NA
\$202.10	0%	\$202.00	NA
\$138.26	0%	\$138.00	NA
\$118.72	1%	\$118.00	NA

Neighborhood Services

#	Description	Current Fee/Charge	Unit
1	Class A Temporary Use Permit	\$312.00	
2	Class B Temporary Use Permit	\$125.00	
3	Class C Temporary Use Permits	\$75.00	
4	Code Release / Demand Statement	\$60.00	
5	Home Occupation Permit	\$100.00	
6	Large Family Day Care	\$100.00	
7	Inspection Fee (field, including Temporary Use Permit)	\$42.00	
8	Temporary Use Permit (TUP) Review	\$12.00	
9	Business License Processing Fee	\$25.00	
10	Graffiti removal	Actual	
11	Code Conformance		
12	Administrative Citation - 1st Violation	\$100.00	each
13	Administrative Citation - 2nd Violation w/in the same year	\$200.00	each
14	Administrative Citation - greater than two violations in the same year	\$500.00	each
15	Notice of Violation Filing Appeal	\$220.00	
16	Vacant Building Monitoring Fee	\$60.00	
17	Appeal of Abatement Notice	\$225.00	each
18	Abandoned Building Inspection Fee	\$200.00	each

Full Cost	Subsidy %	Suggested Fee	Fee Δ
\$2,396.91	80%	\$475.00	\$163
\$1,403.58	75%	\$350.00	\$225
\$1,403.58	86%	\$200.00	\$125
\$105.67	1%	\$105.00	\$45
\$158.76	6%	\$150.00	\$50
\$158.76	6%	\$150.00	\$50
\$57.14	26%	\$42.00	\$0
\$19.05	37%	\$12.00	\$0
\$25.00	0%	\$25.00	\$0
Variable	NA	Actual	\$0
NA	NA	\$100.00	\$0
NA	NA	\$200.00	\$0
NA	NA	\$500.00	\$0
\$764.01	1%	\$760.00	\$540
\$105.67	1%	\$105.00	\$60
\$764.01	0%	\$765.00	\$540
\$306.06	0%	\$305.00	\$105

Neighborhood Services

19	Description	Current Fee/Charge	Unit
20	Parking Enforcement		
21	Parked In Bicycle Lane	\$35.00	CA \$12.50 sur charge
22	Parked Within Intersection	\$25.00	CA \$12.50 sur charge
23	Parked In Crosswalk	\$25.00	CA \$12.50 sur charge
24	Parked Within 15' of Fire Station Drive Way	\$25.00	CA \$12.50 sur charge
25	Blocking A Driveway	\$25.00	CA \$12.50 sur charge
26	Parked On Sidewalk	\$25.00	CA \$12.50 sur charge
27	Obstructing Traffic	\$25.00	CA \$12.50 sur charge
28	Double Parked	\$25.00	CA \$12.50 sur charge
29	Bus Zone	\$25.00	CA \$12.50 sur charge
30	Disabled Zone/ Curb Cut	\$25.00	CA \$12.50 sur charge
31	18" From The Curb/ Wrong Way	\$25.00	CA \$12.50 sur charge
32	Must Park Parallel	\$25.00	CA \$12.50 sur charge
33	Handicap Parking Only	\$330.00	CA \$12.50 sur charge
34	Blocking Access To Handicap Pkg	\$330.00	CA \$12.50 sur charge
35	Parked On Handicap Lines	\$330.00	CA \$12.50 sur charge
36	Freeway Vending	\$35.00	CA \$12.50 sur charge

Full Cost	Subsidy %	Suggested Fee	Fee Δ
NA	NA	\$47.50	\$13
NA	NA	\$38.00	\$13
NA	NA	\$38.00	\$13
NA	NA	\$38.00	\$13
NA	NA	\$38.00	\$13
NA	NA	\$38.00	\$13
NA	NA	\$38.00	\$13
NA	NA	\$38.00	\$13
NA	NA	\$38.00	\$13
NA	NA	\$38.00	\$13
NA	NA	\$38.00	\$13
NA	NA	\$38.00	\$13
NA	NA	\$343.00	\$13
NA	NA	\$343.00	\$13
NA	NA	\$343.00	\$13
NA	NA	\$48.00	\$13

Neighborhood Services

37	Description	Current Fee/Charge	Unit
38	Equipment Violations		
39	Broken/ Defective Windshield	\$35.00	
40	Expired Registration	\$35.00	
41	False Tabs	\$50.00	
42	License Plates/ 2 Required	\$30.00	
43	Plate Position	\$30.00	
44	No Cover Allowed Over Plate	\$30.00	
45	Missing Current Tabs	\$60.00	
46	Sign-off Fee	NEW	
47	City Municipal Parking Violations		
48	Parked On Parkway	\$35.00	
49	Climbing/ Jumping Curbs	\$25.00	
50	Parked On Unpaved Surface	\$35.00	
51	Blocking Sidewalk	\$25.00	
52	72 Hr Storage On Public Street	\$50.00	
53	Washing / Repairing On Street	\$35.00	
54	Parking On Hills/ Wheel Crimping	\$35.00	
55	Red/Yellow/White/Green Curb	\$35.00	
56	Parking In Alley	\$35.00	
57	Posted No Parking	\$35.00	
58	Commercial In Residential	\$35.00	
59	Fire Lane	\$35.00	
60	Tractor/ Trailer Parked In Residential	\$35.00	
61	Parking On Boat Ramp	\$35.00	
62	Parking Recreational Vehicles on City Street 11.32.366	\$100.00	
63	Camping in vehicle parking penalty	New	
64	11.32.105 Parking space markings	New	
65	Handicap fee non display	New	
66	Truck Idle 11.34.040	New	
67	CVC 22505 Signs and Marketing	\$48.00	

Full Cost	Subsidy %	Suggested Fee	Fee Δ
NA	NA	\$35.00	\$0
NA	NA	\$35.00	\$0
NA	NA	\$50.00	\$0
NA	NA	\$30.00	\$0
NA	NA	\$30.00	\$0
NA	NA	\$30.00	\$0
NA	NA	\$60.00	\$0
NA	NA	\$15.00	NA
NA	NA	\$48.00	\$13
NA	NA	\$38.00	\$13
NA	NA	\$48.00	\$13
NA	NA	\$38.00	\$13
NA	NA	\$63.00	\$13
NA	NA	\$48.00	\$13
NA	NA	\$48.00	\$13
NA	NA	\$48.00	\$13
NA	NA	\$48.00	\$13
NA	NA	\$48.00	\$13
NA	NA	\$48.00	\$13
NA	NA	\$48.00	\$13
NA	N/A	\$113.00	\$13
NA	NA	\$48.00	NA
NA	NA	\$48.00	NA
NA	NA	\$25.00	NA
NA	NA	\$313.00	NA
NA	NA	\$48.00	NA

Neighborhood Services

68	Description	Current Fee/Charge	Unit
69	Parking Fees (Excludes Specific Plan Areas and Specific Districts)		
70	Annual Parking District Renewal	New	
71	Temporary Parking Permit	New	
72	RV Parking Permit	New	

Full Cost	Subsidy %	Suggested Fee	Fee Δ
\$35.00	0%	\$35.00	NA
\$2.00	0%	\$2.00	NA
\$2.00	0%	\$2.00	NA

Fire

129	Description	Current Fee/Charge	Unit	Notes
130	Miscellaneous			
131	Emergency radio responder coverage system	New		
132	Cell Site Inspection	New		
133	As- Built Reviews	\$150.00		
134	Expedited Fees	150% of fees		
135	Field Inspections	Actual Cost		
136	Fire Extinguisher Training	New		
137	CPR Training	New		
138	Alarms			
139	False Alarm Fines	\$803.00		
140	False Alarm Response (NCMC 10.45.130) - 3rd	New		
141	False Alarm Response (NCMC 10.45.130) - 4th	New		
142	False Alarm Response (NCMC 10.45.130) - 5th	New		
143	False Alarm Response (NCMC 10.45.130) - 6th	New		
144	False Alarm Response (NCMC 10.45.130) - 7th or more	New		

Full Cost	Subsidy %	Suggested Fee	Fee Δ
\$288.00	0%	\$288.00	NA
\$115.23	0%	\$115.00	NA
NA	NA	\$150.00	\$0
NA	NA	150% of fees	NA
NA	NA	Actual Cost	NA
\$218.00	NA	\$218.00	
\$436.00	NA	\$436.00	
NA	NA	\$803.00	\$0
\$100.00	50%	\$50.00	NA
\$150.00	50%	\$75.00	NA
\$200.00	50%	\$100.00	NA
\$300.00	50%	\$150.00	NA
\$400.00	50%	\$200.00	NA

Planning

#	Description	Current Fee/Charge
1	Annexation	\$4,600.00
2	Coastal Dev Permit with Public Hearing	\$3,350.00
3	Coastal Dev Permit without Public Hearing	\$800.00
4	Code Amendment	\$5,500.00
5	Major Conditional Use Permit (CUP)	\$3,700.00
6	Minor Conditional Use Permit (CUP)	New
7	Consistency Review	\$3,700.00
8	General Plan Amendment	\$5,500.00
9	Historic Site Designation	\$1,600.00
10	Initial Study	\$1,100.00
11	Local Coastal Program (LCP) Amendment	\$5,500.00
12	Minor Use Permit	\$700.00
13	Planned Development Permit (PD)	\$3,700.00
14	Preliminary Site Plan Review (per review)	\$625.00
15	Request to Initiate General Plan/Specific Plan/Zoning Amendment	\$1,000.00
16	Specific Plan	\$6,717.00
17	Specific Plan Amendment	\$5,500.00
18	Substantial Conformance - Council, Commission	\$800.00
19	Substantial Conformance - Staff Review	\$550.00
20	Time Extension with Public Hrg (CUP, PD, Variance)	\$1,150.00
21	Time Extension without Public Hrg (CUP, PD, Variance)	\$420.00
22	Variance	\$3,700.00
23	Zone Map Change	\$5,500.00

Full Cost	Subsidy %	Suggested Fee	Fee Δ
\$7,435.82	2%	\$7,250.00	\$2,650
\$5,149.44	3%	\$5,000.00	\$1,650
\$1,267.41	1%	\$1,250.00	\$450
\$8,449.87	29%	\$6,000.00	\$500
\$5,804.67	5%	\$5,500.00	\$1,800
\$3,002.10	0%	\$3,000.00	NA
\$5,804.67	14%	\$5,000.00	\$1,300
\$8,449.87	5%	\$8,000.00	\$2,500
\$3,947.01	24%	\$3,000.00	\$1,400
\$1,741.35	NA	Actual cost	NA
\$8,449.87	5%	\$8,000.00	\$2,500
\$1,131.91	12%	\$1,000.00	\$300
\$5,804.67	14%	\$5,000.00	\$1,300
\$1,001.91	0%	\$1,000.00	\$375
\$1,627.60	8%	\$1,500.00	\$500
\$10,075.07	1%	\$10,000.00	\$3,283
\$8,449.87	29%	\$6,000.00	\$500
\$1,979.78	24%	\$1,500.00	\$700
\$1,267.41	41%	\$750.00	\$200
\$1,799.68	17%	\$1,500.00	\$350
\$701.41	0%	\$700.00	\$280
\$5,804.67	5%	\$5,500.00	\$1,800
\$8,449.87	5%	\$8,000.00	\$2,500

Planning

#	Description	Current Fee/Charge
24	Subdivision	
25	Certificate of Compliance	\$875.00
26	Lot Merger	\$800.00
27	Street Vacation	\$4,275.00
28	Street Vacation Initiation	\$1,100.00
29	Tentative Parcel Map	\$3,000.00
30	Tentative Subdivision Map	\$4,000.00
31	Time Extension, Tentative Parcel Map	\$1,050.00
32	Time Extension, Tentative Subdivision	\$1,050.00
33	Miscellaneous	
34	Appeal, Project Processing (non- refundable) Project	\$1,000.00
35	Mills Act Application	\$2,265.00
36	Research Fee (per hour)	Actual Cost
37	Zoning/Rebuild Letters	\$90.00
38	Interim Use Permit	\$1,525.00
39	General Plan Update Fee	5% of the Development and Subdivision application fee
40	Scanning Fee (fee to scan file content once approved)	\$2.50
41	Signs	
42	Banners, Administrative Fee	\$60.00
43	Banners, Processing (reimbursable)	\$500.00
44	Painted Wall Sign	\$69.00
45	Reface Sign	\$69.00

Full Cost	Subsidy %	Suggested Fee	Fee Δ
\$1,323.69	24%	\$1,000.00	\$125
\$1,200.97	17%	\$1,000.00	\$200
\$6,839.85	5%	\$6,500.00	\$2,225
\$1,858.22	46%	\$1,000.00	-\$100
\$5,424.67	8%	\$5,000.00	\$2,000
\$6,448.45	7%	\$6,000.00	\$2,000
\$1,799.68	17%	\$1,500.00	\$450
\$1,799.68	17%	\$1,500.00	\$450
\$1,799.68	17%	\$1,500.00	\$500
\$3,567.01	2%	\$3,500.00	\$1,235
NA	NA	Actual Cost	\$0
\$158.76	37%	\$100.00	\$10
\$2,581.55	13%	\$2,250.00	NA
NA	NA	5% of the Development and Subdivision application fee	\$0
\$2.50	0%	\$2.50	\$0
\$73.46	18%	\$60.00	\$0
\$500.00	0%	\$500.00	\$0
\$101.89	31%	\$70.00	\$1
\$101.89	31%	\$70.00	\$1

Police

#	Description	Current Fee/Charge	Unit
1	Jurisdictional Transfer of Dog License	\$13.00	
2	Animal Quarantine Release	\$145.00	
3	Animal Relinquishment	\$108.00	
4	Dead Animal Pickup	\$45.00	
5	Tranquilizer	\$145.00	
6	Guard Dog Permit	\$145.00	
7	Non-Allowed Animal Permit	\$145.00	
8	Negligent Vehicle Impound/Release	\$124.00	
9	Ticket Sign Off	\$15.00	
10	Vehicle Repossession	\$15.00	
11	Research Hourly Rate	Actual Cost	per hour
12	Deposition Subpoena - Deposit (refundable or recover T/M)	\$275.00	
13	Request for Report	\$30.00	
14	Record Check/Clearance Letter/No Record	\$40.00	
15	Request for Background Checks (fee to be charged to contractors, no fee for Law Enforcement Agencies)	\$45.00	
16	Photographs/Videos/CDs/DVDs	\$80.00	
17	Video (DVD) for Body Worn Camera Footage	\$110.00	
18	Public Records Request Copies	Subject to City Clerk's Fees	
19	Massage Business - Police Dept. Permit	\$725.00	
20	Massage Business - Renewed - Police Dept. Permit	\$225.00	
21	Fingerprinting	\$50.00	
22	Pawnshop Permit Fee	\$315.00	
23	Alcoholic Beverage Control (ABC) Permit Fee	\$110.00	
24	Firearms Storage Fee	\$5.00	per day
25	Pawnshop Permit Fee Renewal	\$125.00	

Full Cost	Subsidy %	Suggested Fee	Fee Δ
NA	NA	\$13.00	\$0.00
\$638.96	0%	\$638.00	\$493.00
\$479.22	0%	\$479.00	\$371.00
\$319.48	0%	\$319.00	\$274.00
\$638.96	0%	\$638.00	\$493.00
\$638.96	0%	\$638.00	\$493.00
\$638.96	0%	\$638.00	\$493.00
\$447.89	72%	\$124.00	\$0.00
\$57.13	65%	\$20.00	\$5.00
NA	NA	\$15.00	\$0.00
NA	NA	Actual Cost	NA
NA	NA	\$275.00	\$0.00
\$100.92	70%	\$30.00	\$0.00
\$50.46	21%	\$40.00	\$0.00
\$117.74	58%	\$50.00	\$5.00
\$86.95	-4%	\$90.00	\$10.00
\$325.47	63%	\$120.00	\$10.00
NA	NA	Subject to City Clerk's Fees	NA
\$1,096.71	0%	\$1,096.00	\$371.00
\$337.19	0%	\$337.00	\$112.00
\$67.28	0%	\$67.00	\$17.00
\$523.01	21%	\$415.00	\$100.00
\$283.64	0%	\$283.00	\$173.00
NA	NA	\$5.00	\$0.00
\$523.01	57%	\$225.00	\$100.00

Housing and Economic Development Department

#	Description	Current Fee/Charge
1	Subordination Agreement Fee	\$375.00
2	Monitoring Fee Per Unit	\$215.00
3	Density Bonus Application Fee	\$750.00
4	Subordination Re-Check Fee	\$105.00
5	Reconveyance Fee (Loan Payoff)	\$180.00
6	TEFRA Hearing	New
7	Expedited Fee	New
8	Productive Hourly Rates By Position	
9	Director of Housing & Economic Development	New
10	Community Development Manager	New
11	Community Development Specialist I	New
12	Community Development Specialist II	New
13	Community Development Specialist III	New
14	Director of Community Development	New
15	Housing Assistant	New
16	Housing Inspector I	New
17	Housing Inspector II	New
18	Housing Programs Manager	New
19	Housing Specialist	New
20	Senior Housing Specialist	New
21	Property Agent	New
22	Office Assistant	New
23	Senior Accountant	New
24	Associate Planner	New
25	Third Party Consultant Fees	New
26	Third Party Attorney Fees	New

Full Cost	Subsidy %	Suggested Fee	Fee Δ
\$652.55	23%	\$500.00	\$125
\$376.01	38%	\$235.00	\$20
\$1,208.09	1%	\$1,200.00	\$450
\$198.91	25%	\$150.00	\$45
\$312.49	4%	\$300.00	\$120
\$2,500.60	NA	\$2,500.00	NA
NA	NA	150% of the fee	NA
\$220.67	0%	\$220.00	NA
\$177.36	0%	\$177.00	NA
\$103.01	0%	\$103.00	NA
\$107.43	0%	\$107.00	NA
\$154.28	0%	\$154.00	NA
\$255.02	0%	\$255.00	NA
\$74.77	0%	\$74.00	NA
\$103.42	0%	\$103.00	NA
\$107.00	0%	\$107.00	NA
\$166.61	0%	\$166.00	NA
\$109.22	0%	\$109.00	NA
\$119.67	0%	\$119.00	NA
\$110.83	0%	\$110.00	NA
\$62.46	0%	\$62.00	NA
\$132.34	0%	\$132.00	NA
\$125.67	0%	\$125.00	NA
NA	NA	\$0.00	NA
NA	NA	\$0.00	NA



27368 Via Industria, Suite 200
Temecula, California 92590-4856
800.755.6864 | Fax: 888.326.6864
951.587.3500 | Fax: 951.587.3510
www.willdan.com