

MONTHLY ACCOUNT STATEMENT

City of National City | Account | As of June 30, 2025

CHANDLER ASSET MANAGEMENT | chandlerasset.com

Chandler Team:

For questions about your account, please call (800) 317-4747,
or contact clientservice@chandlerasset.com

Custodian:

Bank of New York Mellon

PORTFOLIO SUMMARY



City of National City | Account | As of June 30, 2025

Portfolio Characteristics

Average Modified Duration	2.51
Average Coupon	3.64%
Average Purchase YTM	3.81%
Average Market YTM	3.94%
Average Credit Quality*	AA
Average Final Maturity	2.87
Average Life	2.56

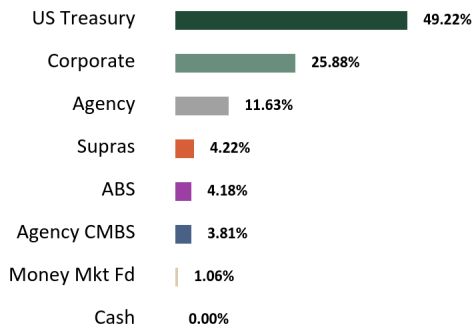
Account Summary

	End Values as of 05/31/2025	End Values as of 06/30/2025
Market Value	39,177,889.58	39,482,009.69
Accrued Interest	303,183.06	307,514.91
Total Market Value	39,481,072.64	39,789,524.60
Income Earned	57,991.25	176,695.64
Cont/WD	(2,792.85)	(2,802.02)
Par	39,368,246.86	39,469,076.20
Book Value	39,118,456.20	39,206,151.28
Cost Value	39,118,456.20	39,206,151.28

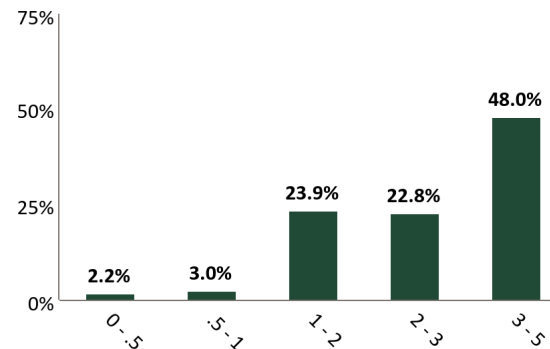
Top Issuers

Government of The United States	49.22%
Federal Home Loan Banks	6.10%
Farm Credit System	4.40%
FHLMC	3.81%
International Bank for Recon and Dev	2.15%
Apple Inc.	1.74%
AbbVie Inc.	1.30%
National Rural Utilities Cooperative	1.28%

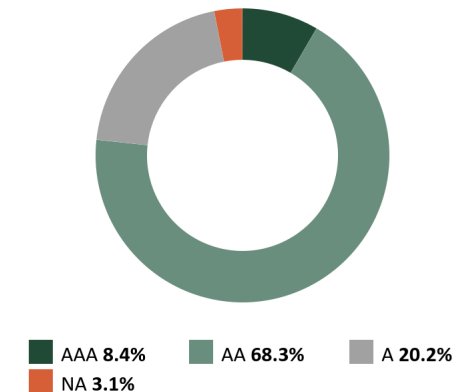
Sector Allocation



Maturity Distribution



Credit Quality (S&P)



Performance Review

Total Rate of Return**	1M	3M	YTD	1YR	2YRS	3YRS	5YRS	10YRS	Since Inception (03/01/12)
City of National City	0.79%	1.52%	3.62%	6.40%	5.40%	3.71%	1.39%	1.73%	1.45%
Benchmark Return	0.74%	1.36%	3.39%	6.06%	5.11%	3.24%	1.03%	1.44%	1.24%

*The average credit quality is a weighted average calculation of the highest of S&P, Moody's and Fitch.

**Periods over 1 year are annualized.

Benchmark: ICE BofA 1-5 Year Unsubordinated US Treasury & Agency Index Secondary Benchmark:

STATEMENT OF COMPLIANCE



City of National City | Account | As of June 30, 2025

Rules Name	Limit	Actual	Compliance Status	Notes
AGENCY MORTGAGE SECURITIES (CMOS)				
Max % (MV)	20.0	3.8	Compliant	
Max % Issuer (MV)	5.0	3.8	Compliant	
Max Maturity (Years)	5.0	3.2	Compliant	
Min Rating (AA by 1)	0.0	0.0	Compliant	
ASSET-BACKED SECURITIES (ABS)				
Max % (MV)	20.0	4.2	Compliant	
Max % Issuer (MV)	5.0	1.0	Compliant	
Max Maturity (Years)	5	4	Compliant	
Min Rating (AA- by 1)	0.0	0.0	Compliant	
BANKERS' ACCEPTANCES				
Max % (MV)	40.0	0.0	Compliant	
Max % Issuer (MV)	5.0	0.0	Compliant	
Max Maturity (Days)	180	0.0	Compliant	
Min Rating (A- by 2, A-1 by 2)	0.0	0.0	Compliant	
CERTIFICATE OF DEPOSIT PLACEMENT SERVICE (CDARS)				
Max % (MV)	30.0	0.0	Compliant	
Max Maturity (Years)	5.0	0.0	Compliant	
COMMERCIAL PAPER				
Max % (MV)	25.0	0.0	Compliant	
Max % Issuer (MV)	5.0	0.0	Compliant	
Max Maturity (Days)	270	0.0	Compliant	
Min Rating (A by 2, A-1 by 2)	0.0	0.0	Compliant	
CORPORATE MEDIUM TERM NOTES				
Max % (MV)	30.0	25.9	Compliant	
Max % Issuer (MV)	5.0	1.7	Compliant	
Max Maturity (Years)	5	4	Compliant	
Min Rating (A- by 1)	0.0	0.0	Compliant	
FDIC INSURED TIME DEPOSITS (NON-NEGOTIABLE CD/ TD)				
Max % (MV)	30.0	0.0	Compliant	
Max % Issuer (MV)	5.0	0.0	Compliant	
Max Maturity (Years)	5	0.0	Compliant	
FEDERAL AGENCIES				

STATEMENT OF COMPLIANCE



City of National City | Account | As of June 30, 2025

Rules Name	Limit	Actual	Compliance Status	Notes
Max % (MV)	100.0	11.6	Compliant	
Max Maturity (Years)	5	3	Compliant	
LOCAL AGENCY INVESTMENT FUND (LAIF)				
Max Concentration (MV)	75.0	0.0	Compliant	
MONEY MARKET MUTUAL FUNDS				
Max % (MV)	20.0	1.1	Compliant	
Max % Issuer (MV)	20.0	1.1	Compliant	
Min Rating (AAA by 2)	0.0	0.0	Compliant	
MORTGAGE-BACKED SECURITIES (NON-AGENCY)				
Max % (MV)	20.0	0.0	Compliant	
Max % Issuer (MV)	5.0	0.0	Compliant	
Max Maturity (Years)	5.0	0.0	Compliant	
Min Rating (AA by 1)	0.0	0.0	Compliant	
MUNICIPAL SECURITIES (CA, LOCAL AGENCY)				
Max % (MV)	30.0	0.0	Compliant	
Max % Issuer (MV)	5.0	0.0	Compliant	
Max Maturity (Years)	5	0.0	Compliant	
Min Rating (A- by 2)	0.0	0.0	Compliant	
MUTUAL FUNDS				
Max % (MV)	20.0	0.0	Compliant	
Max % Issuer (MV)	10.0	0.0	Compliant	
Min Rating (AAA by 2)	0.0	0.0	Compliant	
NEGOTIABLE CERTIFICATES OF DEPOSIT (NCD)				
Max % (MV)	30.0	0.0	Compliant	
Max % Issuer (MV)	5.0	0.0	Compliant	
Max Maturity (Years)	5	0.0	Compliant	
Min Rating (A by 2, A-1 by 2 if > FDIC Limit)	0.0	0.0	Compliant	
SUPRANATIONAL OBLIGATIONS				
Max % (MV)	30.0	4.2	Compliant	
Max % Issuer (MV)	10.0	2.1	Compliant	
Max Maturity (Years)	5	4	Compliant	
Min Rating (AA- by 1)	0.0	0.0	Compliant	
U.S. TREASURIES				
Max % (MV)	100.0	49.2	Compliant	

STATEMENT OF COMPLIANCE



City of National City | Account | As of June 30, 2025

Rules Name	Limit	Actual	Compliance Status	Notes
Max Maturity (Years)	5	4	Compliant	

RECONCILIATION SUMMARY



City of National City | Account | As of June 30, 2025

Maturities / Calls

Month to Date	0.00
Fiscal Year to Date	(2,305,000.00)

Principal Paydowns

Month to Date	(16,806.30)
Fiscal Year to Date	(365,406.97)

Purchases

Month to Date	706,740.89
Fiscal Year to Date	15,341,800.48

Sales

Month to Date	(520,372.82)
Fiscal Year to Date	(11,437,610.81)

Interest Received

Month to Date	172,398.81
Fiscal Year to Date	1,286,300.74

Purchased / Sold Interest

Month to Date	(35.02)
Fiscal Year to Date	(19,684.94)

Accrual Activity Summary

	Month to Date	Fiscal Year to Date (07/01/2024)
Beginning Book Value	39,118,456.20	38,302,695.14
Maturities/Calls	0.00	(2,305,000.00)
Principal Paydowns	(16,806.30)	(365,406.97)
Purchases	706,740.89	15,341,800.48
Sales	(520,372.82)	(11,437,610.81)
Change in Cash, Payables, Receivables	(59,037.11)	(34,749.86)
Amortization/Accretion	0.00	0.00
Realized Gain (Loss)	(22,829.58)	(295,576.70)
Ending Book Value	39,206,151.28	39,206,151.28

Fair Market Activity Summary

	Month to Date	Fiscal Year to Date (07/01/2024)
Beginning Market Value	39,177,889.58	37,169,370.25
Maturities/Calls	0.00	(2,305,000.00)
Principal Paydowns	(16,806.30)	(365,406.97)
Purchases	706,740.89	15,341,800.48
Sales	(520,372.82)	(11,437,610.81)
Change in Cash, Payables, Receivables	(59,037.11)	(34,749.86)
Amortization/Accretion	0.00	0.00
Change in Net Unrealized Gain (Loss)	216,425.03	1,409,183.30
Realized Gain (Loss)	(22,829.58)	(295,576.70)
Ending Market Value	39,482,009.69	39,482,009.69

INCOME EARNED



City of National City | Account | As of June 30, 2025

Cusip	Security Description	Trade Date Settle Date Units	Book Value: Begin Book Value: Acq Book Value: Disp Book Value: End	Prior Accrued Inc. Received Ending Accrued Total Interest	Accr. Of Discount Amort. Of Premium Net Accret/Amort Income Earned	Total Income
CASH & EQUIVALENTS						
60934N807	FEDERATED HRMS GV O SVC	419,966.65	268,293.89 183,627.61 (31,954.85) 419,966.65	0.00 821.27 0.00 821.27	0.00 0.00 0.00 821.27	821.27
CCYUSD	Cash	(0.00)	(0.00) 0.00 0.00 (0.00)	0.00 0.00 0.00 0.00	0.00 0.00 0.00 0.00	0.00
CCYUSD	Receivable	1,102.90	60,140.01 0.00 0.00 1,102.90	0.00 0.00 0.00 0.00	0.00 0.00 0.00 0.00	0.00
Total Cash & Equivalents			421,069.55	821.27	821.27	821.27
FIXED INCOME						
00287YDZ9	ABBVIE INC 4.875 03/15/2030	04/24/2025 04/25/2025 500,000.00	506,785.00 0.00 0.00 506,785.00	6,432.29 0.00 8,463.54 2,031.25	0.00 0.00 0.00 2,031.25	2,031.25
023135CF1	AMAZON.COM INC 3.3 04/13/2027	04/11/2022 04/13/2022 205,000.00	204,577.70 0.00 0.00 204,577.70	902.00 0.00 1,465.75 563.75	0.00 0.00 0.00 563.75	563.75
037833EB2	APPLE INC 0.7 02/08/2026	01/13/2022 01/18/2022 700,000.00	677,908.00 0.00 0.00 677,908.00	1,538.06 0.00 1,946.39 408.33	0.00 0.00 0.00 408.33	408.33
06051GHD4	BANK OF AMERICA CORP 3.419 12/20/2028	01/17/2024 01/19/2024 500,000.00	467,680.00 0.00 0.00 467,680.00	7,645.26 8,547.50 522.35 1,424.58	0.00 0.00 0.00 1,424.58	1,424.58

INCOME EARNED



City of National City | Account | As of June 30, 2025

Cusip	Security Description	Trade Date Settle Date Units	Book Value: Begin Book Value: Acq Book Value: Disp Book Value: End	Prior Accrued Inc. Received Ending Accrued Total Interest	Accr. Of Discount Amort. Of Premium Net Accret/Amort Income Earned	Total Income
06368FAC3	BANK OF MONTREAL 1.25 09/15/2026	11/18/2021 11/22/2021 500,000.00	491,120.00 0.00 0.00 491,120.00	1,319.44 0.00 1,840.28 520.83	0.00 0.00 0.00 520.83	520.83
084664CZ2	BERKSHIRE HATHAWAY FINANCE CORP 2.3 03/15/2027	03/07/2022 03/15/2022 430,000.00	429,918.30 0.00 0.00 429,918.30	2,087.89 0.00 2,912.06 824.17	0.00 0.00 0.00 824.17	824.17
096919AD7	BMWOT 2024-A A3 5.18 02/26/2029	06/04/2024 06/11/2024 165,000.00	164,974.94 0.00 0.00 164,974.94	142.45 712.25 142.45 712.25	0.00 0.00 0.00 712.25	712.25
161571HT4	CHAIT 2023-1 A 5.16 09/15/2028	09/07/2023 09/15/2023 395,000.00	394,890.51 0.00 0.00 394,890.51	905.87 1,698.50 905.87 1,698.50	0.00 0.00 0.00 1,698.50	1,698.50
24422EXT1	JOHN DEERE CAPITAL CORP 4.85 06/11/2029	06/06/2024 06/11/2024 230,000.00	229,692.95 0.00 0.00 229,692.95	5,267.64 5,577.50 619.72 929.58	0.00 0.00 0.00 929.58	929.58
3130ATS57	FEDERAL HOME LOAN BANKS 4.5 03/10/2028	900,000.00	923,373.00 0.00 0.00 923,373.00	9,112.50 0.00 12,487.50 3,375.00	0.00 0.00 0.00 3,375.00	3,375.00
3130AWN63	FEDERAL HOME LOAN BANKS 4.0 06/30/2028	07/13/2023 07/14/2023 720,000.00	718,084.80 0.00 0.00 718,084.80	12,080.00 14,400.00 80.00 2,400.00	0.00 0.00 0.00 2,400.00	2,400.00
3130AWTR1	FEDERAL HOME LOAN BANKS 4.375 09/08/2028	09/12/2023 09/14/2023 750,000.00	746,200.50 0.00 0.00 746,200.50	7,565.10 0.00 10,299.48 2,734.37	0.00 0.00 0.00 2,734.37	2,734.37
3133EPC45	FEDERAL FARM CREDIT BANKS FUNDING CORP 4.625 11/13/2028	11/27/2023 11/28/2023 440,000.00	443,150.40 0.00 0.00 443,150.40	1,017.50 0.00 2,713.33 1,695.83	0.00 0.00 0.00 1,695.83	1,695.83

INCOME EARNED



City of National City | Account | As of June 30, 2025

Cusip	Security Description	Trade Date Settle Date Units	Book Value: Begin Book Value: Acq Book Value: Disp Book Value: End	Prior Accrued Inc. Received Ending Accrued Total Interest	Accr. Of Discount Amort. Of Premium Net Accret/Amort Income Earned	Total Income
3133EPN50	FEDERAL FARM CREDIT BANKS FUNDING CORP 4.25 12/15/2028	12/18/2023	556,110.50	10,778.47	0.00	1,947.92
		12/19/2023	0.00	11,687.50	0.00	
		550,000.00	0.00	1,038.89	0.00	
			556,110.50	1,947.92	1,947.92	
3133EPSW6	FEDERAL FARM CREDIT BANKS FUNDING CORP 4.5 08/14/2026	08/09/2023	723,332.50	9,696.88	0.00	2,718.75
		08/14/2023	0.00	0.00	0.00	
		725,000.00	0.00	12,415.63	0.00	
			723,332.50	2,718.75	2,718.75	
3137EAEX3	FEDERAL HOME LOAN MORTGAGE CORP 0.375 09/23/2025	09/24/2020	448,857.00	318.75	0.00	140.63
		09/25/2020	0.00	0.00	0.00	
		450,000.00	0.00	459.38	0.00	
			448,857.00	140.63	140.63	
3137FETN0	FHMS K-073 A2 3.35 01/25/2028	07/10/2023	179,891.41	530.42	0.00	530.42
		07/13/2023	0.00	530.42	0.00	
		190,000.00	0.00	530.42	0.00	
			179,891.41	530.42	530.42	
3137FG6X8	FHMS K-077 A2 3.85 05/25/2028	05/24/2023	706,781.25	2,310.00	0.00	2,310.00
		05/30/2023	0.00	2,310.00	0.00	
		720,000.00	0.00	2,310.00	0.00	
			706,781.25	2,310.00	2,310.00	
3137FGZT5	FHMS K-079 A2 3.926 06/25/2028	07/10/2023	290,332.03	981.50	0.00	981.50
		07/13/2023	0.00	981.50	0.00	
		300,000.00	0.00	981.50	0.00	
			290,332.03	981.50	981.50	
3137H4BY5	FHMS K-746 A2 2.031 09/25/2028	10/26/2023	275,587.50	541.60	0.00	541.60
		10/31/2023	0.00	541.60	0.00	
		320,000.00	0.00	541.60	0.00	
			275,587.50	541.60	541.60	
34535VAD6	FORDO 2024-D A3 4.61 08/15/2029	11/19/2024	229,992.62	471.24	0.00	883.58
		11/22/2024	0.00	883.58	0.00	
		230,000.00	0.00	471.24	0.00	
			229,992.62	883.58	883.58	
43813YAC6	HAROT 2024-3 A3 4.57 03/21/2029	08/09/2024	234,963.08	298.32	0.00	894.96
		08/21/2024	0.00	894.96	0.00	
		235,000.00	0.00	298.32	0.00	
			234,963.08	894.96	894.96	

INCOME EARNED



City of National City | Account | As of June 30, 2025

Cusip	Security Description	Trade Date Settle Date Units	Book Value: Begin Book Value: Acq Book Value: Disp Book Value: End	Prior Accrued Inc. Received Ending Accrued Total Interest	Accr. Of Discount Amort. Of Premium Net Accret/Amort Income Earned	Total Income
43815BAC4	HAROT 2022-1 A3 1.88 05/15/2026	02/15/2022 02/23/2022 11,928.58	19,480.50 0.00 (7,553.71) 11,926.78	16.28 30.52 9.97 24.21	0.00 0.00 0.00 24.21	24.21
438516CJ3	HONEYWELL INTERNATIONAL INC 4.95 02/15/2028	02/13/2023 02/15/2023 450,000.00	460,093.50 0.00 0.00 460,093.50	6,558.75 0.00 8,415.00 1,856.25	0.00 0.00 0.00 1,856.25	1,856.25
44935CAD3	HART 2025-A A3 4.32 10/15/2029	03/04/2025 03/12/2025 235,000.00	234,965.34 0.00 0.00 234,965.34	451.20 846.00 451.20 846.00	0.00 0.00 0.00 846.00	846.00
4581X0EN4	INTER-AMERICAN DEVELOPMENT BANK 4.125 02/15/2029	02/15/2024 02/20/2024 475,000.00	470,782.00 0.00 0.00 470,782.00	5,769.27 0.00 7,402.08 1,632.81	0.00 0.00 0.00 1,632.81	1,632.81
459058KL6	INTERNATIONAL BANK FOR RECONSTRUCTION AND DEVELOPM 3.625 09/21/2029	09/26/2024 09/27/2024 450,000.00	450,283.50 0.00 0.00 450,283.50	3,171.88 0.00 4,531.25 1,359.38	0.00 0.00 0.00 1,359.38	1,359.38
459058LN1	INTERNATIONAL BANK FOR RECONSTRUCTION AND DEVELOPM 3.875 10/16/2029	10/28/2024 10/29/2024 400,000.00	395,284.00 0.00 0.00 395,284.00	1,937.50 0.00 3,229.17 1,291.67	0.00 0.00 0.00 1,291.67	1,291.67
45950KDD9	INTERNATIONAL FINANCE CORP 4.5 07/13/2028	07/06/2023 07/13/2023 330,000.00	329,633.70 0.00 0.00 329,633.70	5,692.50 0.00 6,930.00 1,237.50	0.00 0.00 0.00 1,237.50	1,237.50
46625HRY8	JPMORGAN CHASE & CO 3.782 02/01/2028	06/13/2023 06/15/2023 450,000.00	426,834.00 0.00 0.00 426,834.00	5,673.00 0.00 7,091.25 1,418.25	0.00 0.00 0.00 1,418.25	1,418.25
47787JAC2	JDOT 2022 A3 2.32 09/15/2026	03/10/2022 03/16/2022 15,531.13	19,008.22 0.00 (3,480.52) 15,527.70	19.60 36.76 16.01 33.17	0.00 0.00 0.00 33.17	33.17

INCOME EARNED



City of National City | Account | As of June 30, 2025

Cusip	Security Description	Trade Date Settle Date Units	Book Value: Begin Book Value: Acq Book Value: Disp Book Value: End	Prior Accrued Inc. Received Ending Accrued Total Interest	Accr. Of Discount Amort. Of Premium Net Accret/Amort Income Earned	Total Income
47800AAC4	JDOT 2022-B A3 3.74 02/16/2027	07/12/2022 07/20/2022 45,546.94	51,312.20 0.00 (5,769.61) 45,542.59	85.30 159.94 75.71 150.35	0.00 0.00 0.00 150.35	150.35
47800DAD6	JDOT 2025 A3 4.23 09/17/2029	03/04/2025 03/11/2025 185,000.00	184,988.36 0.00 0.00 184,988.36	347.80 652.13 347.80 652.13	0.00 0.00 0.00 652.13	652.13
532457CK2	ELI LILLY AND CO 4.5 02/09/2029	02/07/2024 02/09/2024 275,000.00	274,818.50 0.00 0.00 274,818.50	3,850.00 0.00 4,881.25 1,031.25	0.00 0.00 0.00 1,031.25	1,031.25
57636QAW4	MASTERCARD INC 4.875 03/09/2028	03/06/2023 03/09/2023 225,000.00	224,781.75 0.00 0.00 224,781.75	2,498.44 0.00 3,412.50 914.06	0.00 0.00 0.00 914.06	914.06
58933YBH7	MERCK & CO INC 4.05 05/17/2028	05/08/2023 05/17/2023 105,000.00	104,914.95 0.00 0.00 104,914.95	165.38 0.00 519.75 354.38	0.00 0.00 0.00 354.38	354.38
61747YFF7	MORGAN STANLEY 5.449 07/20/2029	09/10/2024 09/11/2024 300,000.00	311,868.00 0.00 0.00 311,868.00	5,948.49 0.00 7,310.74 1,362.25	0.00 0.00 0.00 1,362.25	1,362.25
63743HFX5	NATIONAL RURAL UTILITIES COOPERATIVE FINANCE CORP 4.95 02/07/2030	495,000.00	496,466.65 0.00 0.00 496,466.65	7,759.13 0.00 9,801.00 2,041.88	0.00 0.00 0.00 2,041.88	2,041.88
665859AW4	NORTHERN TRUST CORP 4.0 05/10/2027	09/28/2022 09/30/2022 500,000.00	485,540.00 0.00 0.00 485,540.00	1,166.67 0.00 2,833.33 1,666.67	0.00 0.00 0.00 1,666.67	1,666.67
69371RS80	PACCAR FINANCIAL CORP 4.6 01/31/2029	01/24/2024 01/31/2024 475,000.00	474,225.75 0.00 0.00 474,225.75	7,344.03 0.00 9,164.86 1,820.83	0.00 0.00 0.00 1,820.83	1,820.83

INCOME EARNED



City of National City | Account | As of June 30, 2025

Cusip	Security Description	Trade Date Settle Date Units	Book Value: Begin Book Value: Acq Book Value: Disp Book Value: End	Prior Accrued Inc. Received Ending Accrued Total Interest	Accr. Of Discount Amort. Of Premium Net Accret/Amort Income Earned	Total Income
74340XBL4	PROLOGIS LP 4.375 02/01/2029	10/28/2024 10/29/2024 300,000.00	298,371.00 0.00 0.00 298,371.00	4,375.00 0.00 5,468.75 1,093.75	0.00 0.00 0.00 1,093.75	1,093.75
74340XCG4	PROLOGIS LP 4.875 06/15/2028	06/26/2023 06/28/2023 115,000.00	114,297.35 0.00 0.00 114,297.35	2,585.10 2,803.13 249.17 467.19	0.00 0.00 0.00 467.19	467.19
74456QBX3	PUBLIC SERVICE ELECTRIC AND GAS CO 3.65 09/01/2028	12/18/2023 12/20/2023 450,000.00	433,890.00 0.00 0.00 433,890.00	4,106.25 0.00 5,475.00 1,368.75	0.00 0.00 0.00 1,368.75	1,368.75
756109CF9	REALTY INCOME CORP 4.75 02/15/2029	02/28/2024 02/29/2024 450,000.00	440,946.00 0.00 0.00 440,946.00	6,293.75 0.00 8,075.00 1,781.25	0.00 0.00 0.00 1,781.25	1,781.25
808513BY0	CHARLES SCHWAB CORP 2.45 03/03/2027	03/01/2022 03/03/2022 80,000.00	79,913.60 0.00 0.00 79,913.60	479.11 0.00 642.44 163.33	0.00 0.00 0.00 163.33	163.33
857477CL5	STATE STREET CORP 4.993 03/18/2027	03/13/2024 03/18/2024 425,000.00	425,000.00 0.00 0.00 425,000.00	4,303.00 0.00 6,071.35 1,768.35	0.00 0.00 0.00 1,768.35	1,768.35
87612EBM7	TARGET CORP 1.95 01/15/2027	01/19/2022 01/24/2022 215,000.00	214,634.50 0.00 0.00 214,634.50	1,583.83 0.00 1,933.21 349.38	0.00 0.00 0.00 349.38	349.38
89114TZG0	TORONTO-DOMINION BANK 1.25 09/10/2026	11/17/2021 11/19/2021 500,000.00	489,720.00 0.00 0.00 489,720.00	1,406.25 0.00 1,927.08 520.83	0.00 0.00 0.00 520.83	520.83
89236TLB9	TOYOTA MOTOR CREDIT CORP 5.25 09/11/2028	09/12/2023 09/13/2023 450,000.00	450,900.00 0.00 0.00 450,900.00	5,250.00 0.00 7,218.75 1,968.75	0.00 0.00 0.00 1,968.75	1,968.75

INCOME EARNED



City of National City | Account | As of June 30, 2025

Cusip	Security Description	Trade Date Settle Date Units	Book Value: Begin Book Value: Acq Book Value: Disp Book Value: End	Prior Accrued Inc. Received Ending Accrued Total Interest	Accr. Of Discount Amort. Of Premium Net Accret/Amort Income Earned	Total Income
89239TAD4	TAOT 2024-D A3 4.4 06/15/2029	10/10/2024 10/17/2024 120,000.00	119,993.30 0.00 0.00 119,993.30	234.67 440.00 234.67 440.00	0.00 0.00 0.00 440.00	440.00
91159HJM3	US BANCORP 5.775 06/12/2029	07/31/2024 07/31/2024 450,000.00	462,163.50 0.00 0.00 462,163.50	12,199.69 12,993.75 1,371.56 2,165.63	0.00 0.00 0.00 2,165.63	2,165.63
9128282A7	UNITED STATES TREASURY 1.5 08/15/2026	1,000,000.00	1,019,062.50 0.00 0.00 1,019,062.50	4,392.27 0.00 5,635.36 1,243.09	0.00 0.00 0.00 1,243.09	1,243.09
9128286L9	UNITED STATES TREASURY 2.25 03/31/2026	10/25/2021 10/26/2021 500,000.00	525,117.19 0.00 0.00 525,117.19	1,905.74 0.00 2,827.87 922.13	0.00 0.00 0.00 922.13	922.13
912828R36	UNITED STATES TREASURY 1.625 05/15/2026	10/25/2021 10/26/2021 0.00	511,250.00 0.00 (511,250.00) 0.00	375.34 596.13 0.00 220.79	0.00 0.00 0.00 220.79	220.79
912828V98	UNITED STATES TREASURY 2.25 02/15/2027	03/29/2022 03/30/2022 360,000.00	355,387.50 0.00 0.00 355,387.50	2,371.82 0.00 3,043.09 671.27	0.00 0.00 0.00 671.27	671.27
91282CDG3	UNITED STATES TREASURY 1.125 10/31/2026	11/18/2021 11/19/2021 1,000,000.00	995,507.81 0.00 0.00 995,507.81	978.26 0.00 1,895.38 917.12	0.00 0.00 0.00 917.12	917.12
91282CDK4	UNITED STATES TREASURY 1.25 11/30/2026	12/22/2021 12/23/2021 1,000,000.00	1,001,601.56 0.00 0.00 1,001,601.56	34.15 6,250.00 1,058.74 7,274.59	0.00 0.00 0.00 7,274.59	7,274.59
91282CEF4	UNITED STATES TREASURY 2.5 03/31/2027	05/25/2022 05/26/2022 690,000.00	682,722.66 0.00 0.00 682,722.66	2,922.13 0.00 4,336.07 1,413.93	0.00 0.00 0.00 1,413.93	1,413.93

INCOME EARNED



City of National City | Account | As of June 30, 2025

Cusip	Security Description	Trade Date Settle Date Units	Book Value: Begin Book Value: Acq Book Value: Disp Book Value: End	Prior Accrued Inc. Received Ending Accrued Total Interest	Accr. Of Discount Amort. Of Premium Net Accret/Amort Income Earned	Total Income
91282CET4	UNITED STATES TREASURY 2.625 05/31/2027	06/21/2022 06/22/2022 850,000.00	820,847.66 0.00 0.00 820,847.66	60.96 11,156.25 1,889.86 12,985.14	0.00 0.00 0.00 12,985.14	12,985.14
91282CEV9	UNITED STATES TREASURY 3.25 06/30/2029	07/29/2024 07/30/2024 600,000.00	577,406.25 0.00 0.00 577,406.25	8,187.85 9,750.00 52.99 1,615.14	0.00 0.00 0.00 1,615.14	1,615.14
91282CFB2	UNITED STATES TREASURY 2.75 07/31/2027	08/30/2022 08/31/2022 325,000.00	317,001.95 0.00 0.00 317,001.95	2,987.40 0.00 3,728.07 740.68	0.00 0.00 0.00 740.68	740.68
91282CFH9	UNITED STATES TREASURY 3.125 08/31/2027	10/05/2022 10/06/2022 125,000.00	120,214.84 0.00 0.00 120,214.84	987.18 0.00 1,305.62 318.44	0.00 0.00 0.00 318.44	318.44
91282CFJ5	UNITED STATES TREASURY 3.125 08/31/2029	09/10/2024 09/11/2024 450,000.00	443,021.48 0.00 0.00 443,021.48	3,553.84 0.00 4,700.24 1,146.40	0.00 0.00 0.00 1,146.40	1,146.40
91282CFM8	UNITED STATES TREASURY 4.125 09/30/2027	1,025,000.00	1,035,717.78 0.00 0.00 1,035,717.78	7,162.40 0.00 10,628.07 3,465.68	0.00 0.00 0.00 3,465.68	3,465.68
91282CFZ9	UNITED STATES TREASURY 3.875 11/30/2027	12/28/2022 12/29/2022 760,000.00	756,971.88 0.00 0.00 756,971.88	80.46 14,725.00 2,494.40 17,138.93	0.00 0.00 0.00 17,138.93	17,138.93
91282CGC9	UNITED STATES TREASURY 3.875 12/31/2027	01/24/2023 01/25/2023 1,000,000.00	1,012,890.63 0.00 0.00 1,012,890.63	16,270.72 19,375.00 105.30 3,209.58	0.00 0.00 0.00 3,209.58	3,209.58
91282CGT2	UNITED STATES TREASURY 3.625 03/31/2028	05/25/2023 05/26/2023 425,000.00	420,185.55 0.00 0.00 420,185.55	2,609.80 0.00 3,872.61 1,262.81	0.00 0.00 0.00 1,262.81	1,262.81

INCOME EARNED



City of National City | Account | As of June 30, 2025

Cusip	Security Description	Trade Date Settle Date Units	Book Value: Begin Book Value: Acq Book Value: Disp Book Value: End	Prior Accrued Inc. Received Ending Accrued Total Interest	Accr. Of Discount Amort. Of Premium Net Accret/Amort Income Earned	Total Income
91282CHA2	UNITED STATES TREASURY 3.5 04/30/2028	800,000.00	777,078.13 0.00 0.00 777,078.13	2,434.78 0.00 4,717.39 2,282.61	0.00 0.00 0.00 2,282.61	2,282.61
91282CJW2	UNITED STATES TREASURY 4.0 01/31/2029	02/26/2024 02/27/2024 700,000.00	690,292.97 0.00 0.00 690,292.97	9,359.12 0.00 11,679.56 2,320.44	0.00 0.00 0.00 2,320.44	2,320.44
91282CKG5	UNITED STATES TREASURY 4.125 03/31/2029	700,000.00	683,417.97 0.00 0.00 683,417.97	4,891.39 0.00 7,258.20 2,366.80	0.00 0.00 0.00 2,366.80	2,366.80
91282CKJ9	UNITED STATES TREASURY 4.5 04/15/2027	02/25/2025 02/26/2025 500,000.00	504,082.03 0.00 0.00 504,082.03	2,889.34 0.00 4,733.61 1,844.26	0.00 0.00 0.00 1,844.26	1,844.26
91282CKP5	UNITED STATES TREASURY 4.625 04/30/2029	05/28/2024 05/29/2024 700,000.00	701,394.53 0.00 0.00 701,394.53	2,815.22 0.00 5,454.48 2,639.27	0.00 0.00 0.00 2,639.27	2,639.27
91282CKT7	UNITED STATES TREASURY 4.5 05/31/2029	750,000.00	757,001.96 0.00 0.00 757,001.96	92.21 16,875.00 2,858.61 19,641.39	0.00 0.00 0.00 19,641.39	19,641.39
91282CLC3	UNITED STATES TREASURY 4.0 07/31/2029	08/22/2024 08/23/2024 500,000.00	506,308.59 0.00 0.00 506,308.59	6,685.08 0.00 8,342.54 1,657.46	0.00 0.00 0.00 1,657.46	1,657.46
91282CLN9	UNITED STATES TREASURY 3.5 09/30/2029	750,000.00	724,687.50 0.00 0.00 724,687.50	4,446.72 0.00 6,598.36 2,151.64	0.00 0.00 0.00 2,151.64	2,151.64
91282CLRO	UNITED STATES TREASURY 4.125 10/31/2029	750,000.00	744,951.17 0.00 0.00 744,951.17	2,690.22 0.00 5,212.30 2,522.08	0.00 0.00 0.00 2,522.08	2,522.08

INCOME EARNED



City of National City | Account | As of June 30, 2025

Cusip	Security Description	Trade Date Settle Date Units	Book Value: Begin Book Value: Acq Book Value: Disp Book Value: End	Prior Accrued Inc. Received Ending Accrued Total Interest	Accr. Of Discount Amort. Of Premium Net Accret/Amort Income Earned	Total Income
91282CMA6	UNITED STATES TREASURY 4.125 11/30/2029	12/09/2024 12/10/2024 500,000.00	501,250.00 0.00 0.00 501,250.00	56.35 10,312.50 1,746.93 12,003.07	0.00 0.00 0.00 12,003.07	12,003.07
91282CMD0	UNITED STATES TREASURY 4.375 12/31/2029	750,000.00	749,873.05 0.00 0.00 749,873.05	13,777.62 16,406.25 89.16 2,717.79	0.00 0.00 0.00 2,717.79	2,717.79
91282CMH1	UNITED STATES TREASURY 4.125 01/31/2027	02/13/2025 02/14/2025 500,000.00	498,281.25 0.00 0.00 498,281.25	6,893.99 0.00 8,603.25 1,709.25	0.00 0.00 0.00 1,709.25	1,709.25
91282CMU2	UNITED STATES TREASURY 4.0 03/31/2030	03/28/2025 03/31/2025 450,000.00	450,333.98 0.00 0.00 450,333.98	3,049.18 0.00 4,524.59 1,475.41	0.00 0.00 0.00 1,475.41	1,475.41
91282CMZ1	UNITED STATES TREASURY 3.875 04/30/2030	05/28/2025 05/29/2025 500,000.00	495,605.47 0.00 0.00 495,605.47	1,684.78 0.00 3,264.27 1,579.48	0.00 0.00 0.00 1,579.48	1,579.48
91282CNG2	UNITED STATES TREASURY 4.0 05/31/2030	06/10/2025 06/11/2025 525,000.00	0.00 523,113.28 0.00 523,113.28	0.00 (631.15) 1,778.69 1,147.54	0.00 0.00 0.00 1,147.54	1,147.54
931142ERO	WALMART INC 1.05 09/17/2026	09/08/2021 09/17/2021 80,000.00	79,848.80 0.00 0.00 79,848.80	172.67 0.00 242.67 70.00	0.00 0.00 0.00 70.00	70.00
931142EX7	WALMART INC 3.95 09/09/2027	10/05/2022 10/07/2022 350,000.00	341,393.50 0.00 0.00 341,393.50	3,149.03 0.00 4,301.11 1,152.08	0.00 0.00 0.00 1,152.08	1,152.08
Total Fixed Income		39,048,006.65	38,790,022.30 523,113.28 (528,053.85) 38,785,081.73	303,183.06 171,542.52 307,514.91 175,874.37	0.00 0.00 0.00 175,874.37	175,874.37

INCOME EARNED



City of National City | Account | As of June 30, 2025

Cusip	Security Description	Trade Date Settle Date Units	Book Value: Begin Book Value: Acq Book Value: Disp Book Value: End	Prior Accrued Inc. Received Ending Accrued Total Interest	Accr. Of Discount Amort. Of Premium Net Accret/Amort Income Earned	Total Income
			39,118,456.20	303,183.06	0.00	
			706,740.89	172,363.79	0.00	
			(560,008.70)	307,514.91	0.00	
TOTAL PORTFOLIO		39,469,076.20	39,206,151.28	176,695.64	176,695.64	176,695.64



COUNTY OF SAN DIEGO INVESTMENT POOL
TREASURY INVESTMENT RESULTS

Jun
2025

SUMMARY PORTFOLIO STATISTICS

County of San Diego Pooled Money Fund

As of June 30, 2025

Investment Type	Par Value	Book Value	Market Value	% of Portfolio	Market Price	Days To Maturity	YTM	Accrued Interest	Unrealized Gain/Loss
ABS	753,303,807	753,237,689	758,430,104	4.48%	100.68	1037	4.90%	1,529,930	5,192,415
Agency	3,643,078,000	3,640,094,974	3,613,286,279	21.34%	99.18	588	1.31%	19,371,023	(26,808,695)
Trade Payables/Receivables	0	0	0	0.00%	100.00	0	0.00%	-	-
Bank Deposit	445,752,332	445,752,332	445,752,332	2.63%	100.00	0	3.92%	-	-
Commercial Paper	1,404,000,000	1,396,270,298	1,396,078,402	8.25%	99.44	47	4.46%	-	(191,896)
Corporate	145,000,000	144,079,403	144,517,232	0.85%	99.67	423	7.74%	1,190,292	437,829
Local Gov Investment Pool	250,479,836	250,479,836	250,479,836	1.48%	100.00	0	4.43%	-	-
Money Market Fund FI	567,000,000	567,000,000	567,000,000	3.35%	100.00	0	4.26%	-	-
Municipal Bonds	462,500,000	463,174,754	465,359,883	2.75%	100.62	719	3.76%	4,887,041	2,185,130
Negotiable CD	2,994,000,000	2,994,000,000	2,993,588,449	17.68%	99.99	99	4.42%	54,403,414	(411,551)
Supranationals	2,360,780,000	2,346,066,388	2,366,588,442	13.98%	100.25	1135	3.99%	25,184,627	20,522,054
US Treasury	3,935,000,000	3,921,624,751	3,928,770,783	23.21%	99.84	807	3.56%	28,310,963	7,146,032
Total for June 2025	16,960,893,975	16,921,780,425	16,929,851,743	100%	99.82	562	3.81%	134,877,290	8,071,318
Total for May 2025	17,504,913,639	17,455,427,802	17,424,861,310	100%	99.54	558	3.72%	133,850,879	(30,566,492)
Change from Prior Month	(544,019,664)	(533,647,377)	(495,009,567)		0.27	4	0.09%	1,026,411	38,637,810

Portfolio Effective Duration 1.20

Return Information	Monthly Return	Annualized	Fiscal Year To Date Return	Annualized	Calendar YTD Return	Annualized
Book Value	0.31%	3.78%	3.70%	3.70%	1.85%	3.73%

Notes

Yield to maturity (YTM) is the estimated rate of return on a bond given its purchase price, assuming all coupon payments are made on a timely basis and reinvested at this same rate of return to the maturity date. Weighted Days to Maturity is average time it takes for securities in a portfolio to mature, weighted in proportion to the dollar amount that is invested in the portfolio. Yields for the portfolio are aggregated based on the book value of each security.

Monthly Investment Returns are reported gross of fees. Administration fees since fiscal year 17-18 have averaged approximately 7 basis points per annum. **All Investments held during the month of June 2025 were in compliance with the Investment Policy dated January 1, 2023. The County Treasurer believes the Treasury Investment Pool contains sufficient cash flow from liquid and maturing securities, bank deposits, and incoming cash to meet the next six months of expected expenditures.

While Safety, Liquidity, and Yield remain the Fund's primary investment objectives, all else being equal and acting under statutory investment limitations, the County Treasurer affirms his/her commitment to the consideration of ESG criteria in evaluating securities. Sustainalytics, a Morningstar Company, provides high-quality, analytical environmental, social and governance (ESG) research, ratings and data to institutional investors and companies. Using Sustainalytics scoring, which is available on Bloomberg, the Pool had a weighted average MTN/CP/CD score of 18.37 as of 06/30/25, placing it in the "Medium Risk" category. Sustainalytics' ratings categories are: negligible (0-9.99), low (10-19.99), medium (20-29.99), high (30-39.99) and severe (40+).

PARTICIPANT CASH BALANCES

County of San Diego Pooled Money Fund

As of June 30, 2025

(\$000)

PARTICIPANT	FMV 04/30/25	FMV 05/31/25	FMV 06/30/25	% of Total	PARTICIPANT	FMV 04/30/25	FMV 05/31/25	FMV 06/30/25	% of Total
COUNTY	2,303,757	2,004,460	1,486,859	8.78%	Lakeside FPD	6,659	1,528	1,890	0.01%
COUNTY - SPECIAL TRUST FUNDS	3,288,164	3,211,922	3,347,956	19.78%	Leucadia Wastewater District	0	0	0	0.00%
NON-COUNTY INVESTMENT FUNDS	113,710	114,078	104,784	0.62%	Lower Sweetwater FPD	776	712	744	0.00%
SCHOOLS - (K THRU 12)	9,369,057	9,153,988	8,863,907	52.36%	Metropolitan Transit System	335,316	319,402	368,164	2.17%
					Mission Resource Conservation District	60	62	39	0.00%
COMMUNITY COLLEGES					North County Transit District	44,138	44,023	50,601	0.30%
Grossmont-Cuyamaca	233,341	221,924	224,917	1.33%	North County Cemetery District	11,854	11,886	12,284	0.07%
MiraCosta	242,057	233,167	231,105	1.37%	North County Dispatch	8,215	8,361	8,164	0.05%
Palomar	285,140	276,034	297,753	1.76%	North County FPD	7,750	5,765	4,969	0.03%
San Diego	1,227,759	1,210,554	1,285,600	7.60%	Otay Water District	108	108	114	0.00%
Southwestern	185,607	173,033	191,893	1.13%	Palomar Health	2	0	0	0.00%
Total Community Colleges	2,173,902	2,114,711	2,231,267	13.18%	Pomerado Cemetery District	2,746	2,753	2,611	0.02%
					Public Agencies Self-Insurance System	0	0	0	0.00%
FIRST 5 COMMISSION	24,278	21,887	27,669	0.16%	Ramona Cemetery District	1,879	1,857	1,841	0.01%
SDCERA	8,730	1,202	1,256	0.01%	Rancho Santa Fe FPD	15,714	15,482	14,675	0.09%
					Resource Conservation District of Greater SD*	0	0	0	0.00%
CITIES					Rincon del Diablo Municipal Water District	3,071	3,063	3,162	0.02%
Chula Vista	6,071	6,055	6,251	0.04%	SANDAG	10,939	10,910	11,060	0.07%
Coronado	7,951	7,930	8,187	0.05%	SD County Regional Airport Authority	143,140	150,294	139,969	0.83%
Del Mar	3,058	3,050	3,149	0.02%	San Diego Housing Commission	8,618	8,595	8,873	0.05%
Encinitas	1,345	1,341	1,385	0.01%	San Diego Geographic Information Source	794	1,121	1,008	0.01%
National City	40,119	40,014	41,309	0.24%	San Diego Law Library	8,434	8,494	8,869	0.05%
Oceanside*	0	0	0	0.00%	San Diego Local Agency Formation Comm	2,081	1,872	1,692	0.01%
Solana Beach*	0	0	0	0.00%	San Diego Regional Training Center	1,507	1,354	1,947	0.01%
Vista	92	92	95	0.00%	San Dieguito River Park	1,333	1,065	974	0.01%
					San Marcos FPD	1	1	1	0.00%
INDEPENDENT AGENCIES					San Miguel Consolidated FPD	25,494	23,531	22,053	0.13%
Air Pollution Control District	88,911	88,667	108,612	0.64%	Santa Fe Irrigation District	108	107	111	0.00%
Alpine FPD	1,262	1,315	1,480	0.01%	Upper San Luis Rey Resource Conserv Dist	37	38	39	0.00%
Bonita-Sunnyside FPD	3,926	4,132	3,366	0.02%	Vallecitos Water District	1,018	1,016	1,049	0.01%
Borrego Springs FPD	15	15	15	0.00%	Valley Center FPD	3,373	2,960	2,450	0.01%
Canebrake County Water District	0	0	0	0.00%	Valley Center Cemetery District	532	533	552	0.00%
Deer Springs FPD	19,960	18,135	17,882	0.11%	Valley Center Water District	2,714	2,707	2,795	0.02%
Grossmont Healthcare District	2	2	2	0.00%	Vista FPD	3,566	2,239	1,699	0.01%
Julian-Cuyamaca FPD	0	0	0	0.00%	Whispering Palms Community Services District*	0	0	0	0.00%
Lake Cuyamaca Rec & Park District	22	22	23	0.00%	Total Voluntary Participants	857,720	825,702	895,079	5.29%
					Pooled Money Fund Total	\$ 18,106,310	\$ 17,424,861	\$ 16,929,852	100.00%

* Footnote: The Oracle ending balances for these pool participants are under \$500. Due to rounding, the FMV will show as zero even though there is an Oracle balance.

National City		Pool YTM: 3.81				
Conversion of Oracle Cash Balance to COSD Pool Market Price						
Month Ended June 2025						
		Current Month	Prior Month	Prior Quarter	Prior Year	
		6/30/2025	5/31/2025	3/31/2025	6/30/2024	
	COSD Pool Market Price	103.068%	100.272%	100.274%	100.852%	
	COSD Pool Market Value	16,929,851,743	17,424,861,310	16,380,539,159	15,766,439,364	
	National City percentage of MV share in COSD Pool	0.2440%	0.2296%	0.2434%	0.2474%	
Fund	Description	Oracle Cash Balance	Market Value	Market Value	Market Value	Market Value
44077	NATIONAL CITY INVESTMENT FUND	40,079,600	41,309,193	40,014,471	39,863,840	39,011,179
	Total for National City	40,079,600	41,309,193	40,014,471	39,863,840	39,011,179

** Please note that the National City Market Value reported above is a prorated share of National City in the COSD Investment Pool and based on National City Cash Balance.*

National City						Pool YTM: 3.72
Conversion of Oracle Cash Balance to COSD Pool Market Price						
Month Ended May 2025						
		Current Month	Prior Month	Prior Quarter	Prior Year	
		5/31/2025	4/30/2025	2/28/2025	5/31/2024	
COSD Pool Market Price		100.272%	100.534%	100.103%	98.831%	
COSD Pool Market Value		17,424,861,310	18,106,310,060	16,238,698,886	16,230,659,960	
National City percentage of MV share in COSD Pool		0.2296%	0.2216%	0.2451%	0.2339%	
Fund	Description	Oracle Cash Balance	Market Value	Market Value	Market Value	Market Value
44077	NATIONAL CITY INVESTMENT FUND	39,905,909	40,014,471	40,118,973	39,795,603	37,966,409
Total for National City		39,905,909	40,014,471	40,118,973	39,795,603	37,966,409

** Please note that the National City Market Value reported above is a prorated share of National City in the COSD Investment Pool and based on National City Cash Balance.*

National City						Pool YTM:	3.77
Conversion of Oracle Cash Balance to COSD Pool Market Price							
Month Ended April 2025							
		Current Month	Prior Month	Prior Quarter	Prior Year		
		4/30/2025	3/31/2025	1/31/2025	4/30/2024		
	COSD Pool Market Price	100.534%	100.274%	100.575%	98.692%		
	COSD Pool Market Value	18,106,310,060	16,380,539,159	16,584,478,315	17,049,918,378		
	National City percentage of MV share in COSD Pool	0.2216%	0.2434%	0.2401%	0.2224%		
Fund	Description	Oracle Cash Balance	Market Value	Market Value	Market Value	Market Value	
44077	NATIONAL CITY INVESTMENT FUND	39,905,909	40,118,973	39,863,840	39,815,787	37,913,131	
	Total for National City	39,905,909	40,118,973	39,863,840	39,815,787	37,913,131	

* Please note that the National City Market Value reported above is a prorated share of National City in the COSD Investment Pool and based on National City Cash Balance.

California State Treasurer
Fiona Ma, CPA



Local Agency Investment Fund
P.O. Box 942809
Sacramento, CA 94209-0001
(916) 653-3001

July 01, 2025

[LAIIF Home](#)
[PMIA Average Monthly Yields](#)

CITY OF NATIONAL CITY

FINANCE DIRECTOR
1243 NATIONAL CITY BLVD
NATIONAL CITY, CA 91950-4397

[Tran Type Definitions](#)

Account Number:

June 2025 Statement

Account Summary

Total Deposit:	0.00	Beginning Balance:	36,655,439.37
Total Withdrawal:	0.00	Ending Balance:	36,655,439.37



MALIA M. COHEN
California State Controller

LOCAL AGENCY INVESTMENT FUND
REMITTANCE ADVICE

Agency Name

NATIONAL CITY

Account Number

As of 7/15/2025, your Local Agency Investment Fund account has been directly credited with the interest earned on your deposits for the quarter ending 6/30/2025.

Earnings Ratio		0.00012059828906715
Interest Rate		4.40%
Dollar Day Total	\$	3,330,051,778.69
Quarter End Principal Balance	\$	36,655,439.37
Quarterly Interest Earned	\$	401,598.55

California State Treasurer
Fiona Ma, CPA



Local Agency Investment Fund
P.O. Box 942809
Sacramento, CA 94209-0001
(916) 653-3001

June 02, 2025

[LAIF Home](#)
[PMIA Average Monthly Yields](#)

CITY OF NATIONAL CITY

FINANCE DIRECTOR
1243 NATIONAL CITY BLVD
NATIONAL CITY, CA 91950-4397

[Tran Type Definitions](#)

Account Number:

May 2025 Statement

Account Summary

Total Deposit:	0.00	Beginning Balance:	36,655,439.37
Total Withdrawal:	0.00	Ending Balance:	36,655,439.37

California State Treasurer
Fiona Ma, CPA



Local Agency Investment Fund
P.O. Box 942809
Sacramento, CA 94209-0001
(916) 653-3001

September 10, 2025

[LAIF Home](#)
[PMIA Average Monthly Yields](#)

CITY OF NATIONAL CITY

FINANCE DIRECTOR
1243 NATIONAL CITY BLVD
NATIONAL CITY, CA 91950-4397

[Tran Type Definitions](#)

Account Number:

April 2025 Statement

Effective Date	Transaction Date	Tran Type	Confirm Number	Web Confirm Number	Authorized Caller	Amount
4/15/2025	4/14/2025	QRD	1772485	N/A	SYSTEM	399,514.57

Account Summary

Total Deposit:	399,514.57	Beginning Balance:	36,255,924.80
Total Withdrawal:	0.00	Ending Balance:	36,655,439.37



State of California Pooled Money Investment Account Market Valuation 6/30/2025

Description	Carrying Cost Plus Accrued Interest Purch.	Amortized Cost	Fair Value	Accrued Interest
United States Treasury:				
Bills	\$ 53,070,105,400.83	\$ 53,553,235,136.11	\$ 53,553,095,196.50	NA
Notes	\$ 45,065,440,536.21	\$ 45,017,038,229.84	\$ 45,220,920,060.50	\$ 456,554,961.50
Federal Agency:				
SBA	\$ 241,952,774.98	\$ 241,882,090.69	\$ 244,164,765.36	\$ 966,339.45
MBS-REMICs	\$ 1,062,524.00	\$ 1,062,524.00	\$ 1,053,290.67	\$ 4,635.17
Debentures	\$ 6,975,704,585.76	\$ 6,975,704,585.76	\$ 6,979,649,750.00	\$ 56,993,149.00
Debentures FR	\$ -	\$ -	\$ -	\$ -
Debentures CL	\$ 3,350,000,000.00	\$ 3,350,000,000.00	\$ 3,360,195,500.00	\$ 27,168,533.00
Discount Notes	\$ 30,815,944,152.72	\$ 31,081,797,090.46	\$ 31,069,446,050.00	NA
Supranational Debentures				
Supranational Debentures	\$ 3,985,672,458.38	\$ 3,983,248,483.36	\$ 3,993,975,100.00	\$ 38,528,655.00
Supranational Debentures FR	\$ -	\$ -	\$ -	\$ -
CDs and YCDs FR				
CDs and YCDs FR	\$ -	\$ -	\$ -	\$ -
Bank Notes				
Bank Notes	\$ -	\$ -	\$ -	\$ -
CDs and YCDs				
CDs and YCDs	\$ 16,250,000,000.00	\$ 16,250,000,000.00	\$ 16,248,094,811.24	\$ 174,922,944.49
Commercial Paper				
Commercial Paper	\$ 11,878,071,791.64	\$ 11,988,394,027.79	\$ 11,988,292,097.20	NA
Corporate:				
Bonds FR	\$ -	\$ -	\$ -	\$ -
Bonds	\$ 952,811,187.28	\$ 952,792,103.94	\$ 950,691,880.00	\$ 9,631,480.55
Repurchase Agreements				
Repurchase Agreements	\$ -	\$ -	\$ -	\$ -
Reverse Repurchase				
Reverse Repurchase	\$ -	\$ -	\$ -	\$ -
Time Deposits				
Time Deposits	\$ 5,281,000,000.00	\$ 5,281,000,000.00	\$ 5,281,000,000.00	NA
PMIA & GF Loans				
PMIA & GF Loans	\$ 262,742,740.00	\$ 262,742,740.00	\$ 262,742,740.00	NA
TOTAL	\$ 178,130,508,151.80	\$ 178,938,897,011.95	\$ 179,153,321,241.47	\$ 764,770,698.16

Fair Value Including Accrued Interest

\$ 179,918,091,939.63

Repurchase Agreements, Time Deposits, PMIA & General Fund loans, and Reverse Repurchase agreements are carried at portfolio book value (carrying cost).

The value of each participating dollar equals the fair value divided by the amortized cost (1.001198310)
As an example: if an agency has an account balance of \$20,000,000.00, then the agency would report its participation in the LAIF valued at \$20,023,966.20 or \$20,000,000.00 x 1.001198310



[Home](#) ->> [PMIA](#) ->> PMIA Average Monthly Effective Yields



LOCAL AGENCY INVESTMENT FUND

PMIA Average Monthly Effective Yields

	Jan	Feb	Mar	Apr	May	Jun	Jul	Aug	Sep	Oct	Nov	Dec
1977	5.770	5.660	5.660	5.650	5.760	5.850	5.930	6.050	6.090	6.090	6.610	6.730
1978	6.920	7.050	7.140	7.270	7.386	7.569	7.652	7.821	7.871	8.110	8.286	8.769
1979	8.777	8.904	8.820	9.082	9.046	9.224	9.202	9.528	9.259	9.814	10.223	10.218
1980	10.980	11.251	11.490	11.480	12.017	11.798	10.206	9.870	9.945	10.056	10.426	10.961
1981	10.987	11.686	11.130	11.475	12.179	11.442	12.346	12.844	12.059	12.397	11.887	11.484
1982	11.683	12.044	11.835	11.773	12.270	11.994	12.235	11.909	11.151	11.111	10.704	10.401
1983	10.251	9.887	9.688	9.868	9.527	9.600	9.879	10.076	10.202	10.182	10.164	10.227
1984	10.312	10.280	10.382	10.594	10.843	11.119	11.355	11.557	11.597	11.681	11.474	11.024
1985	10.579	10.289	10.118	10.025	10.180	9.743	9.656	9.417	9.572	9.482	9.488	9.371
1986	9.252	9.090	8.958	8.621	8.369	8.225	8.141	7.844	7.512	7.586	7.432	7.439
1987	7.365	7.157	7.205	7.044	7.294	7.289	7.464	7.562	7.712	7.825	8.121	8.071
1988	8.078	8.050	7.945	7.940	7.815	7.929	8.089	8.245	8.341	8.397	8.467	8.563
1989	8.698	8.770	8.870	8.992	9.227	9.204	9.056	8.833	8.801	8.771	8.685	8.645
1990	8.571	8.538	8.506	8.497	8.531	8.538	8.517	8.382	8.333	8.321	8.269	8.279
1991	8.164	8.002	7.775	7.666	7.374	7.169	7.098	7.072	6.859	6.719	6.591	6.318
1992	6.122	5.863	5.680	5.692	5.379	5.323	5.235	4.958	4.760	4.730	4.659	4.647
1993	4.678	4.649	4.624	4.605	4.427	4.554	4.438	4.472	4.430	4.380	4.365	4.384
1994	4.359	4.176	4.248	4.333	4.434	4.623	4.823	4.989	5.106	5.243	5.380	5.528
1995	5.612	5.779	5.934	5.960	6.008	5.997	5.972	5.910	5.832	5.784	5.805	5.748
1996	5.698	5.643	5.557	5.538	5.502	5.548	5.587	5.566	5.601	5.601	5.599	5.574
1997	5.583	5.575	5.580	5.612	5.634	5.667	5.679	5.690	5.707	5.705	5.715	5.744
1998	5.742	5.720	5.680	5.672	5.673	5.671	5.652	5.652	5.639	5.557	5.492	5.374
1999	5.265	5.210	5.136	5.119	5.086	5.095	5.178	5.225	5.274	5.391	5.484	5.639
2000	5.760	5.824	5.851	6.014	6.190	6.349	6.443	6.505	6.502	6.517	6.538	6.535
2001	6.372	6.169	5.976	5.760	5.328	4.958	4.635	4.502	4.288	3.785	3.526	3.261
2002	3.068	2.967	2.861	2.845	2.740	2.687	2.714	2.594	2.604	2.487	2.301	2.201
2003	2.103	1.945	1.904	1.858	1.769	1.697	1.653	1.632	1.635	1.596	1.572	1.545
2004	1.528	1.440	1.474	1.445	1.426	1.469	1.604	1.672	1.771	1.890	2.003	2.134
2005	2.264	2.368	2.542	2.724	2.856	2.967	3.083	3.179	3.324	3.458	3.636	3.808
2006	3.955	4.043	4.142	4.305	4.563	4.700	4.849	4.946	5.023	5.098	5.125	5.129
2007	5.156	5.181	5.214	5.222	5.248	5.250	5.255	5.253	5.231	5.137	4.962	4.801
2008	4.620	4.161	3.777	3.400	3.072	2.894	2.787	2.779	2.774	2.709	2.568	2.353
2009	2.046	1.869	1.822	1.607	1.530	1.377	1.035	0.925	0.750	0.646	0.611	0.569
2010	0.558	0.577	0.547	0.588	0.560	0.528	0.531	0.513	0.500	0.480	0.454	0.462
2011	0.538	0.512	0.500	0.588	0.413	0.448	0.381	0.408	0.378	0.385	0.401	0.382
2012	0.385	0.389	0.383	0.367	0.363	0.358	0.363	0.377	0.348	0.340	0.324	0.326
2013	0.300	0.286	0.285	0.264	0.245	0.244	0.267	0.271	0.257	0.266	0.263	0.264
2014	0.244	0.236	0.236	0.233	0.228	0.228	0.244	0.260	0.246	0.261	0.261	0.267
2015	0.262	0.266	0.278	0.283	0.290	0.299	0.320	0.330	0.337	0.357	0.374	0.400
2016	0.446	0.467	0.506	0.525	0.552	0.576	0.588	0.614	0.634	0.654	0.678	0.719
2017	0.751	0.777	0.821	0.884	0.925	0.978	1.051	1.084	1.111	1.143	1.172	1.239
2018	1.350	1.412	1.524	1.661	1.755	1.854	1.944	1.998	2.063	2.144	2.208	2.291
2019	2.355	2.392	2.436	2.445	2.449	2.428	2.379	2.341	2.280	2.190	2.103	2.043
2020	1.967	1.912	1.787	1.648	1.363	1.217	0.920	0.784	0.685	0.620	0.576	0.540
2021	0.458	0.407	0.357	0.339	0.315	0.262	0.221	0.221	0.206	0.203	0.203	0.212
2022	0.234	0.278	0.365	0.523	0.684	0.861	1.090	1.276	1.513	1.772	2.007	2.173
2023	2.425	2.624	2.831	2.870	2.993	3.167	3.305*	3.434	3.534	3.670	3.843	3.929
2024	4.012	4.122	4.232	4.272	4.332	4.480	4.516	4.579	4.575	4.518	4.477	4.434
2025	4.366	4.333	4.313	4.281	4.272	4.269	4.258	4.251				

* Revised

Neighborhood National Bank
P.O. Box 420
Suite 205
National City, CA 91951

000000

RETURN SERVICE REQUESTED

CITY OF NATIONAL CITY
1243 NATIONAL CITY BLVD.
NATIONAL CITY, CA 91950

Contact Us
619-789-4422
dwarren@mynnb.com
www.mynnb.com



Account
CITY OF NATIONAL CITY

Date
06/30/2025

Page
1 of 6

CDARS® Customer Statement

The following information is a summary of activity in your CDARS accounts and the list of FDIC-insured institutions that hold your deposits as of the date indicated. These deposits have been placed by us, as your agent and custodian, in deposit accounts through CDARS. Certain conditions must be satisfied for "pass-through" FDIC deposit insurance coverage to apply. To meet the conditions for pass-through FDIC deposit insurance, deposit accounts at FDIC-insured banks in IntraFi's network that hold deposits placed using an IntraFi service are titled, and deposit account records are maintained, in accordance with FDIC regulations for pass-through coverage.

Summary of Accounts

Account ID	Effective Date	Maturity Date	Interest Rate	Opening Balance	Ending Balance
██████████	02/06/2025	02/05/2026	3.90%	\$202,472.54	\$203,122.57
██████████	02/06/2025	02/05/2026	3.90%	202,472.55	203,122.58
██████████	02/06/2025	02/05/2026	3.90%	202,472.55	203,122.58
██████████	02/06/2025	02/05/2026	3.90%	202,472.56	203,122.59
██████████	02/06/2025	02/05/2026	3.90%	202,472.55	203,122.57
██████████	02/06/2025	02/05/2026	3.90%	202,472.55	203,122.58
██████████	02/06/2025	02/05/2026	3.90%	202,472.56	203,122.59
██████████	02/06/2025	02/05/2026	3.90%	202,472.54	203,122.56
██████████	02/06/2025	02/05/2026	3.90%	202,472.55	203,122.58
TOTAL				\$1,822,252.95	\$1,828,103.20

1,828,103.20 June 30
1,810,415.18 Mar 31
17,688.02

Date
06/30/2025

Page
2 of 6

DETAILED ACCOUNT OVERVIEW

Account ID: ██████████
Account Title: CITY OF NATIONAL CITY

Account Summary - CD

Product Term	52-Week Public Fund 365 CD	Effective Date	02/06/2025
Interest Rate	3.90%	Maturity Date	02/05/2026
Account Balance	\$203,122.57	YTD Interest Paid	\$3,122.57
Annual Percentage Yield	3.98%	Interest Earned Since Last Statement	650.03

CD Issued by

Carrollton Bank FDIC Cert. 12383

YTD Interest Paid	\$1,128.24
Int Earned Since Last Statement	234.87

05/31/2025	Opening Balance	\$73,156.87
06/30/2025	Interest Payment	234.87
06/30/2025	Ending Balance	73,391.74

Touchmark National Bank FDIC Cert. 58687

YTD Interest Paid	\$1,572.79
Int Earned Since Last Statement	327.41

05/31/2025	Opening Balance	\$101,981.88
06/30/2025	Interest Payment	327.41
06/30/2025	Ending Balance	102,309.29

TrustBank FDIC Cert. 14662

YTD Interest Paid	\$421.54
Int Earned Since Last Statement	87.75

05/31/2025	Opening Balance	\$27,333.79
06/30/2025	Interest Payment	87.75
06/30/2025	Ending Balance	27,421.54

DETAILED ACCOUNT OVERVIEW

Account ID: ██████████
Account Title: CITY OF NATIONAL CITY

Account Summary - CD

Product Term	52-Week Public Fund 365 CD	Effective Date	02/06/2025
Interest Rate	3.90%	Maturity Date	02/05/2026
Account Balance	\$203,122.58	YTD Interest Paid	\$3,122.58
Annual Percentage Yield	3.98%	Interest Earned Since Last Statement	650.03

CD Issued by

Alliance Bank FDIC Cert. 10973

YTD Interest Paid	\$3,078.78
Int Earned Since Last Statement	640.91

05/31/2025	Opening Balance	\$199,631.85
06/30/2025	Interest Payment	640.91
06/30/2025	Ending Balance	200,272.76

Date
06/30/2025

Page
3 of 6

DETAILED ACCOUNT OVERVIEW

Account ID: ██████████
Account Title: CITY OF NATIONAL CITY



Central State Bank FDIC Cert. 1550

YTD Interest Paid	\$43.80	05/31/2025	Opening Balance	\$2,840.70
Int Earned Since Last Statement	9.12	06/30/2025	Interest Payment	9.12
		06/30/2025	Ending Balance	2,849.82

DETAILED ACCOUNT OVERVIEW

Account ID: ██████████
Account Title: CITY OF NATIONAL CITY

Account Summary - CD

Product Term	52-Week Public Fund 365 CD	Effective Date	02/06/2025
Interest Rate	3.90%	Maturity Date	02/05/2026
Account Balance	\$203,122.58	YTD Interest Paid	\$3,122.58
Annual Percentage Yield	3.98%	Interest Earned Since Last Statement	650.03

CD Issued by

Alliance Bank FDIC Cert. 10973

YTD Interest Paid	\$613.68	05/31/2025	Opening Balance	\$39,791.95
Int Earned Since Last Statement	127.75	06/30/2025	Interest Payment	127.75
		06/30/2025	Ending Balance	39,919.70

Heritage Bank of Commerce FDIC Cert. 33905

YTD Interest Paid	\$2,508.90	05/31/2025	Opening Balance	\$162,680.60
Int Earned Since Last Statement	522.28	06/30/2025	Interest Payment	522.28
		06/30/2025	Ending Balance	163,202.88

DETAILED ACCOUNT OVERVIEW

Account ID: ██████████
Account Title: CITY OF NATIONAL CITY

Account Summary - CD

Product Term	52-Week Public Fund 365 CD	Effective Date	02/06/2025
Interest Rate	3.90%	Maturity Date	02/05/2026
Account Balance	\$203,122.59	YTD Interest Paid	\$3,122.59
Annual Percentage Yield	3.98%	Interest Earned Since Last Statement	650.03

Date
06/30/2025

Page
4 of 6

DETAILED ACCOUNT OVERVIEW

Account ID: ██████████
Account Title: CITY OF NATIONAL CITY

CD Issued by

Farmers & Merchants Bank FDIC Cert. 1895

YTD Interest Paid \$2,552.71
Int Earned Since Last Statement 531.40

05/31/2025 Opening Balance \$165,521.31
06/30/2025 Interest Payment 531.40
06/30/2025 Ending Balance 166,052.71

First Business Bank FDIC Cert. 15229

YTD Interest Paid \$569.88
Int Earned Since Last Statement 118.63

05/31/2025 Opening Balance \$36,951.25
06/30/2025 Interest Payment 118.63
06/30/2025 Ending Balance 37,069.88

DETAILED ACCOUNT OVERVIEW

Account ID: ██████████
Account Title: CITY OF NATIONAL CITY

Account Summary - CD

Product Term 52-Week Public Fund 365 CD
Interest Rate 3.90%
Account Balance \$203,122.57
Annual Percentage Yield 3.98%

Effective Date 02/06/2025
Maturity Date 02/05/2026
YTD Interest Paid \$3,122.57
Interest Earned Since Last Statement 650.02

CD Issued by

Farmers & Merchants Bank FDIC Cert. 1895

YTD Interest Paid \$1,139.74
Int Earned Since Last Statement 237.26

05/31/2025 Opening Balance \$73,902.48
06/30/2025 Interest Payment 237.26
06/30/2025 Ending Balance 74,139.74

Heritage Bank of Commerce FDIC Cert. 33905

YTD Interest Paid \$1,144.51
Int Earned Since Last Statement 238.25

05/31/2025 Opening Balance \$74,212.28
06/30/2025 Interest Payment 238.25
06/30/2025 Ending Balance 74,450.53

Stellar Bank FDIC Cert. 58629

YTD Interest Paid \$838.32
Int Earned Since Last Statement 174.51

05/31/2025 Opening Balance \$54,357.79
06/30/2025 Interest Payment 174.51
06/30/2025 Ending Balance 54,532.30

Date
06/30/2025

Page
5 of 6

DETAILED ACCOUNT OVERVIEW

Account ID: ██████████
Account Title: CITY OF NATIONAL CITY



Account Summary - CD

Product Term	52-Week Public Fund 365 CD
Interest Rate	3.90%
Account Balance	\$203,122.58
Annual Percentage Yield	3.98%

Effective Date	02/06/2025
Maturity Date	02/05/2026
YTD Interest Paid	\$3,122.58
Interest Earned Since Last Statement	650.03

CD Issued by

First Business Bank FDIC Cert. 15229

YTD Interest Paid	\$3,122.58
Int Earned Since Last Statement	650.03

05/31/2025	Opening Balance	\$202,472.55
06/30/2025	Interest Payment	650.03
06/30/2025	Ending Balance	203,122.58

DETAILED ACCOUNT OVERVIEW

Account ID: ██████████
Account Title: CITY OF NATIONAL CITY

Account Summary - CD

Product Term	52-Week Public Fund 365 CD
Interest Rate	3.90%
Account Balance	\$203,122.59
Annual Percentage Yield	3.98%

Effective Date	02/06/2025
Maturity Date	02/05/2026
YTD Interest Paid	\$3,122.59
Interest Earned Since Last Statement	650.03

CD Issued by

Blue Sky Bank FDIC Cert. 14899

YTD Interest Paid	\$1,902.21
Int Earned Since Last Statement	395.98

05/31/2025	Opening Balance	\$123,341.61
06/30/2025	Interest Payment	395.98
06/30/2025	Ending Balance	123,737.59

Carrollton Bank FDIC Cert. 12383

YTD Interest Paid	\$1,220.38
Int Earned Since Last Statement	254.05

05/31/2025	Opening Balance	\$79,130.95
06/30/2025	Interest Payment	254.05
06/30/2025	Ending Balance	79,385.00

Date
06/30/2025

Page
6 of 6

DETAILED ACCOUNT OVERVIEW

Account ID: ██████████
Account Title: CITY OF NATIONAL CITY

Account Summary - CD

Product Term	52-Week Public Fund 365 CD
Interest Rate	3.90%
Account Balance	\$203,122.56
Annual Percentage Yield	3.98%

Effective Date	02/06/2025
Maturity Date	02/05/2026
YTD Interest Paid	\$3,122.56
Interest Earned Since Last Statement	650.02

CD Issued by

Blue Sky Bank FDIC Cert. 14899

YTD Interest Paid	\$1,790.23
Int Earned Since Last Statement	372.67

05/31/2025	Opening Balance	\$116,082.18
06/30/2025	Interest Payment	372.67
06/30/2025	Ending Balance	116,454.85

Central State Bank FDIC Cert. 1550

YTD Interest Paid	\$526.06
Int Earned Since Last Statement	109.51

05/31/2025	Opening Balance	\$34,110.53
06/30/2025	Interest Payment	109.51
06/30/2025	Ending Balance	34,220.04

RCB Bank FDIC Cert. 15399

YTD Interest Paid	\$806.27
Int Earned Since Last Statement	167.84

05/31/2025	Opening Balance	\$52,279.83
06/30/2025	Interest Payment	167.84
06/30/2025	Ending Balance	52,447.67

DETAILED ACCOUNT OVERVIEW

Account ID: ██████████
Account Title: CITY OF NATIONAL CITY

Account Summary - CD

Product Term	52-Week Public Fund 365 CD
Interest Rate	3.90%
Account Balance	\$203,122.58
Annual Percentage Yield	3.98%

Effective Date	02/06/2025
Maturity Date	02/05/2026
YTD Interest Paid	\$3,122.58
Interest Earned Since Last Statement	650.03

CD Issued by

Central State Bank FDIC Cert. 1550

YTD Interest Paid	\$3,122.58
Int Earned Since Last Statement	650.03

05/31/2025	Opening Balance	\$202,472.55
06/30/2025	Interest Payment	650.03
06/30/2025	Ending Balance	203,122.58

